

# HCM Company Property

Tracking Assets Assigned to an Employee

Sharon Schryver  
HCM Systems HR/GL Application Manager  
[Sharon.Schryver@cu.edu](mailto:Sharon.Schryver@cu.edu)



**University of Colorado**

Boulder | Colorado Springs | Denver | Anschutz Medical Campus





**UNIVERSITY INFORMATION SERVICES**

# Delivered Configuration

Company Property | Property Value


**Company Property** Find | View All First 1 of 1 Last

Property Code LAPTOP

\*Effective Date 01/01/1900  \*Status Active   

\*Description Laptop Computer

Short Description Laptop



Property Type Computer Equipment 

Make / Manufacturer


Model


Company Property | Property Value

**Property Value** Find | View All First 1 of 1 Last

Property Code LAPTOP Description  

Effective Date 01/01/1900

Business Unit USYS  System Administration

Dept Id (Issued To) 

Serial Number

Asset Number



University of Colorado

Boulder | Colorado Springs | Denver | Anschutz Medical Campus

UNIVERSITY INFORMATION SERVICES

# Delivered User Entry

## Company Property

Enter any information you have and click Search. Leave fields blank for a list of all values.

Find an Existing Value

### ▼ Search Criteria

Empl ID begins with

Name begins with

Last Name begins with

Second Last Name begins with

Alternate Character Name begins with













Middle Name begins with

☐ Case Sensitive

## Company Property

**Sharon Schryver**

Person ID 170400

Property Assignment						Personalize   Find    		First	◀	1-2 of 2	▶	Last
	*Property Code	Description	*Issue Date	Date Returned	Serial Number							
1	<input type="text" value="MONITOR"/> 	Computer Monitor	<input type="text" value="03/01/2021"/> 	<input type="text" value="03/01/2022"/> 								
2	<input type="text" value="LAPTOP"/> 	Laptop Computer	<input type="text" value="03/01/2022"/> 	<input type="text"/> 								



University of Colorado




Boulder | Colorado Springs | Denver | Anschutz Medical Campus

UNIVERSITY INFORMATION SERVICES

# Suggested CU Configuration

## Considerations





- Configuration is universal, not campus or department specific
- Configuration would occur at the system level

Company Property	Property Value
<b>Company Property</b> Find   View All First 1 of 1 Last	
Property Code	LAPTOP
*Effective Date	01/01/1900 
*Status	Active 
*Description	Laptop Computer
Short Description	Laptop
Property Type	Computer Equipment 
Make / Manufacturer	
Model	



# Suggested CU User Entry

To allow maximum flexibility, keep configuration general and add a comments field to the user entry page for tracking details

Property Assignment					Personalize   Find    	First  1 of 1  Last
	Property Code	Description	Issue Date	Date Returned	Comments	
1						



# Requirements for Implementation

- Customization Development
- Comprehensive list of Property Codes
- Security
  - User entry page is currently accessible to employees in the CU Campus HR and CU Student Employment roles
  - Identify role that would need access or create new role specific to the page
- Reporting
  - New report requests?
    - Example, report allowing departments to search active employees with company property

Dept ID	ID	Pay Status	HR Status	Prop Cd	Issue Date	Dt Returned
50119	250180	Active	Active	LAPTOP	03/08/2022	
50119	302011	Active	Active	LAPTOP	03/08/2022	

