

Institution: University of Colorado Boulder (126614)  
User ID: P1266145

University of Colorado Boulder  
IPEDS Institutional Characteristics 2013-14, completed Fall 2013

## Overview

### Institutional Characteristics Overview

Welcome to the Institutional Characteristics (IC) component. This component collects important information about your institution's mission, admissions, student services, and student charges.

Much of the data reported on IC appear on College Navigator. **Please report data correctly, as College Navigator is only updated one time after IC data have been reviewed, so errors may stay on the website for a full year.**

Additionally, the cost of attendance data are used to calculate the net price of attendance in the Student Financial Aid component. This has important implications for what students see about your institution, and also for the College Affordability and Transparency lists.

Remember, **it is the responsibility of the keyholder to provide NCES with accurate data about the institution.** Please never hesitate to call the IPEDS Help Desk and ask for help to make sure that you are reporting correctly!

#### Changes to This Year's Institutional Characteristics Component:

- **The prior year revision system for Institutional Characteristics is available ONLY for admissions data. Changes to cost can ONLY be made in the Student Financial Aid component.**

Reviews of the IC component data indicate a number of places where many people make errors. Please review the common errors listed below to ensure your institution does not make any reporting errors which may affect your institution's appearance to students and others.

- **Question 2 should only be marked 'YES' if your institution is EXCLUSIVELY distance education. Do not mark 'YES' if your courses/programs are also available in person.**
- **Do not try to outsmart fatal errors; this is falsifying data. Contact the Help Desk if you need an override, or fix the data.**
- **Make sure you understand ALL definitions before responding to questions. For example, understand what it means to be 'OPEN ADMISSION' before indicating whether your institution is or is not 'OPEN ADMISSION' and make sure that you are reporting for an 'ACADEMIC YEAR' or 'PROGRAM' as defined by IPEDS.**

&nbsp;

To download survey materials package for this component: [Survey Materials](#)

To see last year's data submission for this component: [Reported Data](#)

### Part A - Mission Statement

1. Provide the institution's mission statement or a web address (URL) where the mission statement can be found. Typed statements are limited to 2,000 characters or less. The mission statement will be available to the public on College Navigator.

Mission Statement URL:

Please begin URL with "http://" or "https://"

Mission Statement

2. Are all the programs at your institution offered completely via distance education?


Yes

No

## Part B - Admissions and Estimated Enrollment


### 1. Does your institution have an open admission policy for all or most entering first-time degree/certificate-seeking undergraduate-level students?

If the only requirement for admission is a high school diploma or GED/other equivalent, your institution is still considered open admission. Institutions that require only an Ability to Benefit or similar test beyond the diploma/equivalent, and only reject a very small number of students based on the test, are also considered open admission.

 If your institution does not have an open admission policy, you will be expected to answer additional questions (B2, B3, and B4) regarding your admissions procedures and admissions yield.

Yes

No

 You may use the space below to provide context for the data you've reported above. These context notes will be posted on the College Navigator website, and should be written to be understood by students and parents.

**Part B - Admission Requirements and Services - Admission Considerations**

2. Please select the option that best describes how your institution uses any of the following data in its undergraduate selection process.

Admission Considerations	Required	Recommended	Neither Required nor Recommended	Don't Know
Secondary school GPA	<input checked="" type="radio"/>	<input type="radio"/>	<input type="radio"/>	<input type="radio"/>
Secondary school rank	<input type="radio"/>	<input checked="" type="radio"/>	<input type="radio"/>	<input type="radio"/>
Secondary school record	<input checked="" type="radio"/>	<input type="radio"/>	<input type="radio"/>	<input type="radio"/>
Completion of college-preparatory program	<input type="radio"/>	<input checked="" type="radio"/>	<input type="radio"/>	<input type="radio"/>
Recommendations	<input checked="" type="radio"/>	<input type="radio"/>	<input type="radio"/>	<input type="radio"/>
Formal demonstration of competencies (e.g., portfolios, certificates of mastery, assessment instruments)	<input type="radio"/>	<input type="radio"/>	<input checked="" type="radio"/>	<input type="radio"/>
Admission test scores				
<u>SAT / ACT</u>	<input checked="" type="radio"/>	<input type="radio"/>	<input type="radio"/>	<input type="radio"/>
Other Test (ABT, Wonderlic, WISC-III, etc.) Note: If this is the only requirement other than a diploma or equivalent, and few students are not admitted due to this test, please return to question 1 and indicate that your institution is open admission.	<input type="radio"/>	<input type="radio"/>	<input checked="" type="radio"/>	<input type="radio"/>
<u>TOEFL</u> (Test of English as a Foreign Language)	<input checked="" type="radio"/>	<input type="radio"/>	<input type="radio"/>	<input type="radio"/>

### Part B - Admission Requirements and Services - Selection Process

3. Provide the number of first-time, degree/certificate-seeking undergraduate students who applied, who were admitted, and who enrolled (either full- or part-time) at your institution for the most recent Fall period available. Include early decision, early action, and students who began studies during the summer prior to the selected fall reporting period.

Remember that this question is only applicable to first-time students, do not include other students in these totals.

Only report students at levels that you indicated were offered in the IC Header. If you made an error in the IC Header, please call the IPEDS Help Desk and correct your error.


Select reporting period:	<input type="radio"/> Fall 2012	<input checked="" type="radio"/> Fall 2013	
	<b>Men</b>	<b>Women</b>	<b>Total</b>
Number of <u>applicants</u>	<input type="text" value="11,995"/>	<input type="text" value="10,478"/>	<input type="text" value="22,473"/>
Number of <u>admissions</u>	<input type="text" value="10,302"/>	<input type="text" value="9,408"/>	<input type="text" value="19,710"/>
Number (of admitted) that enrolled full-time	<input type="text" value="3,118"/>	<input type="text" value="2,659"/>	<input type="text" value="5,777"/>
Number (of admitted) that enrolled part-time	<input type="text" value="41"/>	<input type="text" value="28"/>	<input type="text" value="69"/>
Total enrolled full-time and part-time	3,159	2,687	5,846
Percent of admissions enrolled full-time and part-time	31	29	30

4. If test scores are required for admission for first-time, degree/certificate-seeking undergraduate students, provide the number and percentage of *enrolled* students submitting SAT and/or ACT scores, as well as the 25th and 75th percentile scores for each test. Provide writing test scores *only* if used for admission. Provide data for the most recent group of *enrolled* students for whom data are available. Include new students admitted the summer prior to the selected fall reporting period.

**DO NOT convert test scores** (e.g., do not convert an SAT score to an ACT scale, etc.). If you have numbers for both SAT and ACT scores, **provide the percentiles for both tests**.

Select reporting period	<input type="radio"/> Fall 2012	<input checked="" type="radio"/> Fall 2013	<input type="radio"/> Test scores NOT required
Number of enrolled students that submitted <u>SAT</u> scores	<input type="text" value="2,607"/>		
Percent of enrolled students that submitted SAT scores	<input type="text" value="45"/>		
Number of enrolled students that submitted <u>ACT</u> scores	<input type="text" value="4,394"/>		
Percent of enrolled students that submitted ACT scores	<input type="text" value="75"/>		

	25th Percentile	75th Percentile
SAT Critical Reading	<input type="text" value="520"/>	<input type="text" value="630"/>
SAT Math	<input type="text" value="540"/>	<input type="text" value="650"/>
SAT Writing	<input type="text" value=""/>	<input type="text" value=""/>
ACT Composite	<input type="text" value="24"/>	<input type="text" value="29"/>
ACT English	<input type="text" value="23"/>	<input type="text" value="30"/>
ACT Math	<input type="text" value="23"/>	<input type="text" value="29"/>
ACT Writing	<input type="text" value=""/>	<input type="text" value=""/>

 You may use the space below to provide context for the data you've reported above. These context notes will be posted on the College Navigator website, and should be written to be understood by students and parents.

Neither SAT Writing nor ACT Writing tests are required.



## Part B - Estimated Fall Enrollment

### Estimated 2013 Fall Enrollment

*Provide an early estimate of the institution's fall enrollment for all levels offered. Levels should match those indicated 'Yes' in the IC Header survey. If you made an error in the IC Header survey, please contact the Help Desk.*

*These data will NOT appear in College Navigator, but will be made available via the IPEDS Data Center.*

Estimates should be based on the definitions used in the IPEDS Fall Enrollment component submitted during the spring collection (for academic institutions report an estimate of the students that are/will be enrolled as of October 15, 2013; for program reporter institutions report an estimate of students enrolled in your institution at any time between August 1 and October 31, 2013). Prior year (PY) Fall Enrollment counts are provided for reference.

	 Full-time	FT PY Enrollment	 Part-time	PT PY Enrollment	Total
<b>Undergraduate (academic or occupational programs)</b>	<input type="text" value="23,853"/>	<b>23,662</b>	<input type="text" value="2,128"/>	<b>2,279</b>	25,981
<b>Of undergraduates, those who are first-time, degree/certificate-seeking students</b>	<input type="text" value="5,782"/>	<b>5,437</b>	<input type="text" value="64"/>	<b>40</b>	5,846
<b>Graduate</b>	<input type="text" value="2,295"/>	<b>2,436</b>	<input type="text" value="3,426"/>	<b>3,568</b>	5,721

**Part C - Student Services - Special Learning Opportunities****1. Does your institution accept any of the following? [Check all that apply]**

<input checked="" type="checkbox"/>	<u>Dual credit</u> (college credit earned while in high school)
<input type="checkbox"/>	<u>Credit for life experiences</u>
<input checked="" type="checkbox"/>	<u>Advanced placement (AP) credits</u>
<input type="checkbox"/>	None of the above

**2. What types of special learning opportunities are offered by your institution? [Check all that apply]**

<input checked="" type="checkbox"/>	ROTC
<input checked="" type="checkbox"/>	Army
<input checked="" type="checkbox"/>	Navy
<input checked="" type="checkbox"/>	Air Force
<input checked="" type="checkbox"/>	<u>Study abroad</u>
<input type="checkbox"/>	<u>Weekend/evening college</u>
<input checked="" type="checkbox"/>	<u>Teacher certification</u> (for the elementary, middle school/junior high, or secondary level)
	Do <b>not</b> include certifications to teach at the postsecondary level.
<input checked="" type="checkbox"/>	Students can complete their preparation in certain areas of specialization
<input type="checkbox"/>	Students must complete their preparation at another institution for certain areas of specialization
<input checked="" type="checkbox"/>	This institution is approved by the state for the initial certification or licensure of teachers
<input type="checkbox"/>	None of the above

**3. If your institution grants a bachelor's degree or higher but does not offer a full 4-year program of study at the undergraduate level, how many years of completed college-level work are required for entrance?**

Number of years

Select One ▾



### Part C - Student Services - Distance Opportunities

4. Which of the following selected student services are offered by your institution? [Check all that apply]

- Remedial services
- Academic/career counseling services
- Employment services for current students
- Placement services for program completers
- On-campus day care for children of students
- None of the above

5. Does your institution have its own library or are you financially supporting a shared library with another postsecondary education institution?

- Have our own library
- Do not have our own library but contribute financial support to a shared library
- Neither of the above

6. Indicate whether or not any of the following alternative tuition plans are offered by your institution.


No

Yes

- Tuition guarantee
- Prepaid tuition plan
- Tuition payment plan
- Other (specify in box below)

7. Please indicate at what level(s) your institution offers distance education opportunities (courses and/or programs).

- Undergraduate
- Graduate
- The institution does not offer distance education opportunities

 You may use the space below to provide context for the data you've reported above. These context notes will be posted on the College Navigator website, and should be written to be understood by students and parents.

The tuition guarantee is currently for out-of-state undergraduate students only.

### Part C - Disability Service

Please indicate the percentage of all undergraduates enrolled during fall 2012 who were formally registered as students with disabilities with the institution's office of disability services (or the equivalent office).

3 percent or less

More than 3 percent:

5

%



You may use the space below to provide context for the data you've reported above. These context notes will be posted on the College Navigator website, and should be written to be understood by students and parents.

## Part D - Student Charges Questions

### 1. Are all full-time, first-time degree/certificate-seeking students required to live on campus or in institutionally-controlled housing?

If you answer **Yes** to this question, you will not be asked to report off-campus room and board in the price of attendance (D11).

*This is only a screening question, and your response does not show up on College Navigator.*

*If you make any exceptions to this rule, and have even one first-time, full-time student living off-campus, please answer **No** so that this does not cause conflicts with the Student Financial Aid survey. Making changes to the SFA component is very difficult and may lead to inaccurate reporting for your institution.*

- No  
 Yes, and we do not make **ANY** (even one) exceptions to this rule

### 2. Does your institution charge different tuition for in-district, in-state, or out-of-state students?

If you answer **Yes** to this question, you will be expected to report tuition amounts for in-district, in-state, and out-of-state students.

*Please only select **Yes** if you really charge different tuition rates, or you will be reporting the same numbers 3 times.*

- No  
 Yes

### 3. Does your institution offer institutionally-controlled housing (either on or off campus)?

If you answer **Yes** to this question, you will be expected to specify a housing capacity, and to report a room charge or a combined room and board charge (D10).

- No  
 Yes

Specify housing capacity for academic year 2013-14

7,392

### 4. Do you offer board or meal plans to your students?

If you answer **Yes** to this question, you will be expected to report a board charge or combined room and board charge (D10).

- No  
 Yes - Enter the number of meals per week in the maximum meal plan available

19

- Yes - Number of meals per week can vary (e.g., students' charge meals against a meal card)

### Part D - Undergraduate Student Charges

If the institution charges an application fee, indicate the amount.

	Amount	Prior year
<u>Undergraduate application fee</u>	50	50

#### 5. Charges to full-time undergraduate students for the full academic year 2013-14

Please be sure to report an average tuition that includes all students at all levels (freshman, sophomore, etc.).

	<u>In-district</u>	<u>Prior year</u>	<u>In-state</u>	<u>Prior year</u>	<u>Out-of-state</u>	<u>Prior year</u>
All full-time undergraduates						
Average tuition	8,760	8,056	8,760	8,056	30,528	29,952
Required fees	1,587	1,426	1,587	1,426	1,587	1,426

#### 6. Per credit hour charge for part-time undergraduate students

Please be sure to report an average per credit tuition that includes all students at all levels (freshman, sophomore, etc.).

	<u>In-district</u>	<u>Prior year</u>	<u>In-state</u>	<u>Prior year</u>	<u>Out-of-state</u>	<u>Prior year</u>
Per credit hour charge	365	358	365	358	30,528	29,952

**Part D - Graduate Student Charges**

If the institution charges an application fee, indicate the amount.

	Amount	Prior year
Graduate application fee	50	50

*Please do not include tuition for Doctor's Degree – Professional Practice programs.  
 Data for those programs are collected separately.*

**7. Charges to full-time graduate students for the full academic year 2013-14**

	<u>In-district</u>	Prior year	<u>In-state</u>	Prior year	<u>Out-of-state</u>	Prior year
Average tuition	9,918	9,738	9,918	9,738	26,712	26,208
Required fees	1,596	1,435	1,596	1,435	1,596	1,435

**8. Per credit hour charge for part-time graduate students**

	<u>In-district</u>	Prior year	<u>In-state</u>	Prior year	<u>Out-of-state</u>	Prior year
Per credit hour charge	551	541	551	541	1,484	1,456

**Part D - Student Charges - Graduate, Doctor's Professional Practice Tuition**

9. List the typical tuition and required fees for a full-time doctor's-professional practice student in any of the selected programs for the full academic year 2013-14.

**DO NOT include room and board charges**

Doctor's degree-professional practice	In-state	Out-of-state
<b>1. Chiropractic (D.C. or D.C.M.):</b>		
Tuition amount		
Required fees		
<b>2. Dentistry (D.D.S. or D.M.D.):</b>		
Tuition amount		
Required fees		
<b>3. Medicine (M.D.):</b>		
Tuition amount		
Required fees		
<b>4. Optometry (O.D.):</b>		
Tuition amount		
Required fees		
<b>5. Osteopathic Medicine (D.O.):</b>		
Tuition amount		
Required fees		
<b>6. Pharmacy (Pharm.D.):</b>		
Tuition amount		
Required fees		
<b>7. Podiatry (Pod.D., D.P., or D.P.M.):</b>		
Tuition amount		
Required fees		
<b>8. Veterinary Medicine (D.V.M.):</b>		
Tuition amount		
Required fees		
<b>9. Law (J.D.):</b>		
Tuition amount	29,718	36,504
Required fees	1,958	1,958

**Part D - Student Charges - Room and Board**

**10. What are the typical room and board charges for a student for the full academic year 2013-14?**

*If your institution offers room or board at no charge to students, enter zero.*

*If you report room and board separately, leave the combined charge blank. If you report a combined charge, leave the room and board charges blank.*

Room and board charges	Amount	Prior year
Room charge (Double occupancy)	NA	
Board charge (Maximum plan)	NA	
Combined room and board charge (Answer only if you CANNOT separate room and board charges.)	12,258	11,730

### Part D - Student Charges - Price of Attendance

#### 11. Cost of attendance for full-time, first-time undergraduate students:

Please enter the amounts requested below. These data will be made available to the public on College Navigator. If your institution participates in any Title IV programs (Pell, Stafford, etc.), you must complete all information. **Estimates of expenses for books and supplies, room and board, and other expenses are those from the Cost of Attendance report used by the financial aid office in determining financial need. Please talk to your financial aid office to get these numbers, to ensure that you are reporting correctly.**

ⓘ If the **2013-14 tuition and/or fees as reported on this page** for full-time, first-time students are covered by a tuition guarantee program, check the applicable box(es) under 'Tuition Guarantee'. Additionally, please indicate the maximum % increase that is guaranteed. *These numbers are expected to be fairly small. Please contact the Help Desk if you are confused about these values and how to report them.*

Charges for full academic year	2010-11	2011-12	2012-13	2013-14	Tuition Guarantee (check only if applicable to entering students in 2013-14)	Guaranteed increase %
<b>Published tuition and required fees:</b>						
<b>In-district</b>						
Tuition	7,018	7,672	8,056	<input type="text" value="8,760"/>	<input type="checkbox"/>	<input type="text"/>
Required fees	1,493	1,480	1,426	<input type="text" value="1,587"/>	<input type="checkbox"/>	<input type="text"/>
Tuition + fees total	8,511	9,152	9,482	10,347		
<b>In-state</b>						
Tuition	7,018	7,672	8,056	<input type="text" value="8,760"/>	<input type="checkbox"/>	<input type="text"/>
Required fees	1,493	1,480	1,426	<input type="text" value="1,587"/>	<input type="checkbox"/>	<input type="text"/>
Tuition + fees total	8,511	9,152	9,482	10,347		
<b>Out-of-state</b>						
Tuition	28,000	28,850	29,952	<input type="text" value="30,528"/>	<input checked="" type="checkbox"/>	<input type="text" value="0"/>
Required fees	1,493	1,480	1,426	<input type="text" value="1,587"/>	<input type="checkbox"/>	<input type="text"/>
Tuition + fees total	29,493	30,330	31,378	32,115		
Books and supplies	1,748	1,992	1,800	<input type="text" value="1,800"/>		
<b>On-campus:</b>						
Room and board	10,792	11,278	11,730	<input type="text" value="12,258"/>		
Other expenses	4,696	4,814	4,842	<input type="text" value="4,482"/>		
Room and board and other expenses	15,488	16,092	16,572	16,740		
<b>Off-campus (not with family):</b>						
Room and board			8,900	<input type="text" value="8,980"/>		
Other expenses			4,842	<input type="text" value="4,482"/>		
Room and board and other expenses	0	0	13,742	13,462		
<b>Off-campus (with family):</b>						
Other expenses			4,698	<input type="text" value="4,338"/>		





**You may use the space below to provide context for the data you've reported above. These context notes will be posted on the College Navigator website, and should be written to be understood by students and parents.**

Other expenses" include transportation (\$936), a health insurance allowance (\$2,232), and personal (\$1,314). These costs, along with tuition, fees, room and board, and estimated books and supplies, are used by the Office of Financial Aid to compute financial need. The tuition reported is for the largest college, Arts and Sciences. Other colleges, including engineering and business, have higher tuition rates.

### Part E - Athletic Association

#### 1. Is this institution a member of a national athletic association?

<input type="radio"/>	No
<input checked="" type="radio"/>	Yes - Check all that apply
<input checked="" type="checkbox"/>	National Collegiate Athletic Association (NCAA)
<input type="checkbox"/>	National Association of Intercollegiate Athletics (NAIA)
<input type="checkbox"/>	National Junior College Athletic Association (NJCAA)
<input type="checkbox"/>	United States Collegiate Athletic Association (USCAA)
<input type="checkbox"/>	National Christian College Athletic Association (NCCAA)
<input type="checkbox"/>	Other

#### 2. If this institution is a member of the NCAA or NAIA, specify the conference FOR EACH SPORT using the pull down menu.

Sport	NCAA or NAIA member		Conference
Football	<input type="radio"/> No	<input checked="" type="radio"/> Yes-Specify	Pacific-12 Conference ▾
Basketball	<input type="radio"/> No	<input checked="" type="radio"/> Yes-Specify	Pacific-12 Conference ▾
Baseball	<input checked="" type="radio"/> No	<input type="radio"/> Yes-Specify	Select One ▾
Cross country and/or track	<input type="radio"/> No	<input checked="" type="radio"/> Yes-Specify	Pacific-12 Conference ▾

**Summary****Institutional Characteristics Component Summary  
Academic Year Reporters**

IPEDS collects important information regarding your institution. All data reported in IPEDS survey components become available in the IPEDS Data Center and appear as aggregated data in various Department of Education reports. Additionally, some of the reported data appears specifically for your institution through the College Navigator website and is included in your institution's Data Feedback Report (DFR). The purpose of this summary is to provide you an opportunity to view some of the data that, when accepted through the IPEDS quality control process, will appear on the College Navigator website and/or your DFR. College Navigator is updated approximately three months after the data collection period closes and Data Feedback Reports will be available through the [Data Center](#) and sent to your institution's CEO in November 2014.

Please review your data for accuracy. If you have questions about the data displayed below after reviewing the data reported on the survey screens, please contact the IPEDS Help Desk at: 1-877-225-2568 or [ipedshelp@rti.org](mailto:ipedshelp@rti.org).

**GENERAL INFORMATION**

Mission Statement	<a href="http://www.colorado.edu/catalog/2013-14/information/intro">http://www.colorado.edu/catalog/2013-14/information/intro</a>
Are all the programs at your institution offered completely via distance education?	No
Special Learning Opportunities	ROTC (Army Navy Air Force) Study abroad Teacher certification (below the postsecondary level)
Student Services	Academic/career counseling services Employment services for current students Placement services for program completers On-campus day care for children of students
Credit Accepted	Dual credit (college credit earned while in high school) Advanced placement (AP) credits
Undergraduate students enrolled who are formally registered with office of disability services	5%

**PRICING INFORMATION**

Estimated expenses for academic year for full-time, first-time students		2010-11	2011-12	2012-13	2013-14
	In-district tuition and fees	\$8,511	\$9,152	\$9,482	\$10,347
	In-state tuition and fees	\$8,511	\$9,152	\$9,482	\$10,347
	Out-of-state tuition and fees	\$29,493	\$30,330	\$31,378	\$32,115
	Books and supplies	\$1,748	\$1,992	\$1,800	\$1,800
	On-campus room and board	\$10,792	\$11,278	\$11,730	\$12,258
	On-campus other expenses	\$4,696	\$4,814	\$4,842	\$4,482
	Off-campus room and board	N/A	N/A	\$8,900	\$8,980
	Off-campus other expenses	N/A	N/A	\$4,842	\$4,482
	Off-campus with family other expenses	N/A	N/A	\$4,698	\$4,338
Average undergraduate student tuition and fees for academic year 2013-14		Tuition		Fees	
	In-district	\$8,760		\$1,587	
	In-state	\$8,760		\$1,587	
	Out-of-state	\$30,528		\$1,587	
Average graduate student tuition and fees for academic year 2013-14		Tuition		Fees	
	In-district	\$9,918		\$1,596	
	In-state	\$9,918		\$1,596	
	Out-of-state	\$26,712		\$1,596	
Alternative tuition plans		Tuition guarantee Tuition payment plan			

## ADMISSIONS INFORMATION

Open admission		No		
Undergraduate application fee 2013-14		\$50		
Undergraduate Admissions Fall 2013		Total	Male	Female
	Number of applicants	22,473	11,995	10,478
	Percent admitted	88%	86%	90%
	Percent admitted who enrolled	30%	31%	29%
Admissions Considerations		Required		Recommended
		Secondary school GPA Secondary school record Recommendations Admission test scores (SAT/ACT) TOEFL (Test of English as a Foreign language)		Secondary school rank Completion of college-preparatory program
Test Scores Fall 2013 (enrolled full-time students)		# Submitting Scores		% Submitting Scores
	SAT	2,607	45%	
	ACT	4,394	75%	
		25 <sup>th</sup> Percentile	75 <sup>th</sup> Percentile	
	SAT Critical Reading	520	630	
	SAT Math	540	650	
	SAT Writing	N/A	N/A	
	ACT Composite	24	29	
	ACT English	23	30	
	ACT Math	23	29	
	ACT Writing	N/A	N/A	

**Institutional Characteristics**

**University of Colorado Boulder (126614)**

Source	Description	Severity	Resolved	Options
<b>Screen: Selection Process</b>				
Screen Entry	You reported the number of students who submitted SAT scores, but did not enter any percentile scores. Please correct your data or explain. (Error #11172)	Explanation	Yes	
Reason:	Neither SAT Writing nor ACT Writing tests are required.			
Screen Entry	You reported the number of students who submitted SAT scores, but did not enter any percentile scores. Please correct your data or explain. (Error #11172)	Explanation	Yes	
Reason:	Neither SAT Writing nor ACT Writing tests are required.			
Screen Entry	You reported the number of students who submitted ACT scores but did not enter any percentile scores. Please correct your data or explain. (Error #11173)	Explanation	Yes	
Reason:	Neither SAT Writing nor ACT Writing tests are required.			
Screen Entry	You reported the number of students who submitted ACT scores but did not enter any percentile scores. Please correct your data or explain. (Error #11173)	Explanation	Yes	
Reason:	Neither SAT Writing nor ACT Writing tests are required.			
<b>Screen: Enrollment</b>				
Screen Entry	The number entered is outside the expected range of within 30% of the number reported by your institution in the prior year Fall Enrollment survey. Please correct your data or explain. (Error #11190)	Explanation	Yes	
Reason:	The number of part-time undergraduate students is always small, but can vary from year to year. Because the numbers are so small, a variation in a handful of students might be more or less than 30% from the prior year.			
<b>Screen: Price of Attendance</b>				
Perform Edits	You indicated on the Part C - Student Services screen that your institution offers a tuition guarantee, but you did not check the tuition guarantee box on the Part D - Price of Attendance screen. Please correct your data or explain the discrepancy. (Error #11226)	Explanation	Yes	
Reason:	Currently, the tuition guarantee is for out-of-state undergraduate students only.			
Related Screens:	Price of Attendance			
Perform Edits	You indicated on the Part C - Student Services screen that your institution offers a tuition guarantee, but you did not check the tuition guarantee box on the Part D - Price of Attendance screen. Please correct your data or explain the discrepancy. (Error #11226)	Explanation	Yes	
Reason:	Currently, the tuition guarantee is for out-of-state undergraduate students only.			
Related Screens:	Price of Attendance			