

Institution: University of Colorado Boulder (126614)

User ID: P1266145

Part B - Fall Enrollment by Age and Gender for Part-time Undergraduate Students

Enrollment as of the institution's <u>official fall reporting date</u> or as of October 15, 2013		
Age	Part-time Undergraduate Students	
	Men	Women
Under 18	<input type="text" value="20"/>	<input type="text" value="13"/>
18-19	<input type="text" value="121"/>	<input type="text" value="85"/>
20-21	<input type="text" value="234"/>	<input type="text" value="168"/>
22-24	<input type="text" value="457"/>	<input type="text" value="311"/>
25-29	<input type="text" value="206"/>	<input type="text" value="173"/>
30-34	<input type="text" value="68"/>	<input type="text" value="64"/>
35-39	<input type="text" value="45"/>	<input type="text" value="30"/>
40-49	<input type="text" value="35"/>	<input type="text" value="48"/>
50-64	<input type="text" value="25"/>	<input type="text" value="36"/>
65 and over	<input type="text" value="3"/>	<input type="text" value="6"/>
Age unknown/unreported	0	0
Total part-time undergraduate students (from part A)	1,214	934

Institution: University of Colorado Boulder (126614)

User ID: P1266145

Part B - Fall Enrollment by Age and Gender for Full-time Graduate Students

Enrollment as of the institution's <u>official fall reporting date</u> or as of October 15, 2013		
Age	Full-time Graduate Students	
	Men	Women
Under 18	<input type="text" value="0"/>	<input type="text" value="0"/>
18-19	<input type="text" value="1"/>	<input type="text" value="0"/>
20-21	<input type="text" value="32"/>	<input type="text" value="14"/>
22-24	<input type="text" value="435"/>	<input type="text" value="403"/>
25-29	<input type="text" value="530"/>	<input type="text" value="405"/>
30-34	<input type="text" value="197"/>	<input type="text" value="122"/>
35-39	<input type="text" value="67"/>	<input type="text" value="31"/>
40-49	<input type="text" value="26"/>	<input type="text" value="26"/>
50-64	<input type="text" value="1"/>	<input type="text" value="4"/>
65 and over	<input type="text" value="0"/>	<input type="text" value="0"/>
Age unknown/unreported	0	0
Total full-time graduate students (from part A)	1,289	1,005

Institution: University of Colorado Boulder (126614)

User ID: P1266145

Part B - Fall Enrollment by Age and Gender for Part-time Graduate Students

Enrollment as of the institution's <u>official fall reporting date</u> or as of October 15, 2013		
Age	<u>Part-time Graduate Students</u>	
	Men	Women
Under 18	0	0
18-19	0	0
20-21	13	8
22-24	414	278
25-29	836	563
30-34	405	306
35-39	192	111
40-49	145	190
50-64	69	94
65 and over	2	1
Age unknown/unreported	0	0
Total part-time graduate students (from part A)	2,076	1,551

Institution: University of Colorado Boulder (126614)

User ID: P1266145

Part C - Screening Question**Did any of your first-time degree/certificate-seeking undergraduate students (reported in Part A) enroll within 12 months of graduating high school or receiving their GED?**


- Yes, we have first-time students who enrolled within 12 months of their high school graduation.
- No, we do not have any first-time students who enrolled within 12 months of their high school graduation.

You may use the space below to provide context for the data you've reported above.

Institution: University of Colorado Boulder (126614)

User ID: P1266145

Part C - Residence of First-time Undergraduates**NOTE: These data are optional this year.****Enrollment as of the institution's official fall reporting date or as of October 15, 2013**

State of <u>residence</u> when student was first admitted	FIPS Code	 Total first-time degree/certificate-seeking undergraduates (1)	Of students in column 1, those who enrolled within 12 months of high school graduation or receiving their GED (2)
Alabama	01	4	4
Alaska	02	8	6
Arizona	04	31	31
Arkansas	05	7	6
California	06	746	734
Colorado	08	3,248	3,157
Connecticut	09	58	57
Delaware	10	4	4
District of Columbia	11	8	8
Florida	12	80	79
Georgia	13	36	36
Hawaii	15	26	26
Idaho	16	15	14
Illinois	17	183	180
Indiana	18	20	20
Iowa	19	6	6
Kansas	20	16	16
Kentucky	21	6	5
Louisiana	22	15	15
Maine	23	1	1

Institution: University of Colorado Boulder (126614)

User ID: P1266145

Part C - Residence of First-time Undergraduates**NOTE: These data are optional this year.****Enrollment as of the institution's official fall reporting date or as of October 15, 2013**

State of <u>residence</u> when student was first admitted	FIPS Code	Total first-time degree/certificate-seeking undergraduates (1)	Of students in column 1, those who enrolled within 12 months of high school graduation or receiving their GED (2)
Maryland	24	61	58
Massachusetts	25	81	81
Michigan	26	27	27
Minnesota	27	43	43
Mississippi	28	2	2
Missouri	29	23	21
Montana	30	7	7
Nebraska	31	2	2
Nevada	32	15	15
New Hampshire	33	13	12
New Jersey	34	96	94
New Mexico	35	12	12
New York	36	89	85
North Carolina	37	24	22
North Dakota	38		
Ohio	39	39	38
Oklahoma	40	10	9
Oregon	41	24	22
Pennsylvania	42	59	56
Rhode Island	44	12	12


Institution: University of Colorado Boulder (126614)

User ID: P1266145

Part C - Residence of First-time Undergraduates**NOTE: These data are optional this year.****Enrollment as of the institution's official fall reporting date or as of October 15, 2013**

State of <u>residence</u> when student was first admitted	FIPS Code	Total <u>first-time</u> degree/certificate-seeking undergraduates (1)	Of students in column 1, those who enrolled within 12 months of high school graduation or receiving their GED (2)
South Carolina	45	<input type="text" value="11"/>	<input type="text" value="11"/>
South Dakota	46	<input type="text" value="3"/>	<input type="text" value="3"/>
Tennessee	47	<input type="text" value="25"/>	<input type="text" value="25"/>
Texas	48	<input type="text" value="164"/>	<input type="text" value="161"/>
Utah	49	<input type="text" value="12"/>	<input type="text" value="12"/>
Vermont	50	<input type="text" value="13"/>	<input type="text" value="13"/>
Virginia	51	<input type="text" value="73"/>	<input type="text" value="73"/>
Washington	53	<input type="text" value="57"/>	<input type="text" value="56"/>
West Virginia	54	<input type="text" value="1"/>	<input type="text" value="1"/>
Wisconsin	55	<input type="text" value="28"/>	<input type="text" value="27"/>
Wyoming	56	<input type="text" value="2"/>	<input type="text" value="2"/>
<u>State Unknown</u>	57	<input type="text"/>	<input type="text"/>
American Samoa	60	<input type="text"/>	<input type="text"/>
Federated States of Micronesia	64	<input type="text"/>	<input type="text"/>
Guam	66	<input type="text"/>	<input type="text"/>
Marshall Islands	68	<input type="text"/>	<input type="text"/>
Northern Marianas	69	<input type="text"/>	<input type="text"/>
Palau	70	<input type="text"/>	<input type="text"/>
Puerto Rico	72	<input type="text"/>	<input type="text"/>
Virgin Islands	78	<input type="text"/>	<input type="text"/>
Foreign Countries	90	<input type="text" value="290"/>	<input type="text" value="191"/>
Residence unknown/unreported	98	<input type="text" value="4"/>	
Total first-time degree/certificate-seeking undergraduates (from Part A)		5,840	5,598

You may use the space below to provide context for the data you've reported above.



Institution: University of Colorado Boulder (126614)

User ID: P1266145

Part D - Total Undergraduate Entering Class

Total Undergraduate Entering Class, Fall 2013		
D1	Total full-time, first-time degree/certificate-seeking <u>undergraduates</u> from Part A (GR <u>cohort</u>)	5,789
D2	Total <u>first-time</u> degree/certificate-seeking undergraduates (full-time + part-time) from Part A	5,840
D3	Total <u>transfer-in</u> degree/certificate-seeking undergraduates (full-time + part-time) from Part A	1,290
D4	Total <u>non-degree/certificate-seeking</u> undergraduates (full-time + part-time) from Part A	635
D5	Of the total non-degree/certificate-seeking undergraduates displayed on line D4, the number that are new to the institution in Fall 2013	196
D6	Total <u>entering students</u> at the undergraduate level Note: This is calculated as first-time students (line D2) + students transferring to the institution (line D3) + non-degree/certificate-seeking undergraduates entering in Fall 2013 (line D5).	7,326
D7	Percentage of undergraduate entering class represented by your GR <u>cohort</u> (line D1/line D6)	79

Institution: University of Colorado Boulder (126614)

User ID: P1266145

Part E - First-time Bachelor's Cohort Retention Rates (Full-time)

Retention Rates

Full-time, First-time Bachelor's Cohort from Fall 2012

Academic reporters determine the cohort and retention as of the institution's official fall reporting date or as of October 15. Program reporters determine the cohort with enrollment any time between August 1 and October 31, 2012 and retention based on August 1, 2013.

The retention rate is calculated by the system after clicking "Save" on the screen. Exclusions are subtracted from the original cohort and the resulting adjusted cohort is used for calculating the retention rate.

Retention Data Reporting Reminders:

- Include only **full-time, first-time bachelor's** students in this cohort.
- Determine the full-time cohort using Fall 2012 status (e.g. if a student was full-time in Fall 2012, report them in the full-time cohort regardless of their Fall 2013 status).
- If there are no students to report in the cohort, enter zero. Do not leave the field blank.
- Report in the exclusions box (line E2) the number of students from the cohort who left the institution for any of the following reasons: died or were totally and permanently disabled; to serve in the armed forces (including those called to active duty); to serve with a foreign aid service of the Federal Government (e.g. Peace Corps); or to serve on official church missions.

Prior year data (Fall 2011 cohort)

FULL-TIME, FIRST-TIME BACHELOR'S COHORT RETENTION:

E1	Full-time, first-time Fall 2012 bachelor's cohort	<input type="text" value="5,437"/>	5,656	
E2	<u>Exclusions</u> from the Fall 2012 cohort	<input type="text" value="3"/>	3	
E3	Adjusted Fall 2012 cohort (line E1- line E2)	5,434	5,653	
E4	Students from Fall 2012 cohort still enrolled as of Fall 2013	<input type="text" value="4,598"/>	4,720	
E5	Full-time, first-time Fall 2012 bachelor's cohort retention rate (line E4 / line E3)	85 %	83	%



You may use the space below to **provide context** for the data you've reported above.

These context notes will be posted on the College Navigator website, and should be written to be understood by students and parents.

^
v

<
>

Institution: University of Colorado Boulder (126614)

User ID: P1266145

Part E - First-time Bachelor's Cohort Retention Rates (Part-time)

Retention Rates

Part-time, First-time Bachelor's Cohort from Fall 2012

Academic reporters determine the cohort and retention as of the institution's official fall reporting date or as of October 15. Program reporters determine the cohort with enrollment any time between August 1 and October 31, 2012 and retention based on August 1, 2013.

The retention rate is calculated by the system after clicking "Save" on the screen. Exclusions are subtracted from the original cohort and the resulting adjusted cohort is used for calculating the retention rate.

Retention Data Reporting Reminders:

- Include only **part-time, first-time bachelor's-seeking** students in this cohort.
- Determine part-time using Fall 2012 attendance status (e.g. if a student was part-time in Fall 2012, report them in the part-time cohort regardless of their Fall 2013 status).
- If there are no students to report in the cohort, enter zero. Do not leave the field blank.
- Report in the exclusions box (line E7) the number of students from the cohort who left the institution for any of the following reasons: died or were totally and permanently disabled; to serve in the armed forces (including those called to active duty); to serve with a foreign aid service of the Federal Government (e.g. Peace Corps); or to serve on official church missions.

Prior year data (Fall 2011 cohort)

PART-TIME, FIRST-TIME BACHELOR'S COHORT RETENTION:

E6	Part-time, first-time Fall 2012 bachelor's cohort	<input type="text" value="40"/>	48	
E7	<u>Exclusions</u> from the Fall 2012 cohort	<input type="text" value="0"/>	0	
E8	Adjusted Fall 2012 cohort (line E6 - line E7)	40	48	
E9	Students from Fall 2012 cohort still enrolled as of Fall 2013	<input type="text" value="21"/>	18	
E10	Part-time, first-time Fall 2012 bachelor's cohort retention rate (line E9 / line E8)	53 %	38	%



You may use the space below to **provide context** for the data you've reported above.

These context notes will be posted on the College Navigator website, and should be written to be understood by students and parents.

Institution: University of Colorado Boulder (126614)

User ID: P1266145


Part F - Student-to-Faculty Ratio

Please provide your institution's student-to-faculty ratio (i.e., student-to-instructional staff) for undergraduate programs for Fall 2013. The student-to-faculty ratio and any accompanying context that is provided will be displayed on College Navigator.

Note: Logic in this item is similar to item I-2 from the Common Data Set data collection.

Click [here](#) to use a worksheet to help you determine the student-to-faculty ratio

Student-to-faculty ratio	18	to 1
Student-to-faculty ratio prior year	19	to 1

 You may use the space below to **provide context** for the data you've reported above. These context notes will be posted on the College Navigator website, and should be written to be understood by students and parents.

↑
↓

< >

Institution: University of Colorado Boulder (126614)

User ID: P1266145

Summary

Fall Enrollment Survey Summary Four-Year Institutions with Graduate Students

IPEDS collects important information regarding your institution. All data reported in IPEDS survey components become available in the IPEDS Data Center and appear as aggregated data in various Department of Education reports. Additionally, some of the reported data appears specifically for your institution through the College Navigator website and is included in your institution's Data Feedback Report (DFR). The purpose of this summary is to provide you an opportunity to view some of the data that, when accepted through the IPEDS quality control process, will appear on the College Navigator website and/or your DFR. College Navigator is updated approximately three months after the data collection period closes and Data Feedback Reports will be available through the [Data Center](#) and sent to your institution's CEO in November 2014.

Please review your data for accuracy. If you have questions about the data displayed below after reviewing the data reported on the survey screens, please contact the IPEDS Help Desk at: 1-877-225-2568 or ipedshelp@rti.org.

Student Enrollment	
Total enrollment	32,017
Undergraduate enrollment	26,096
Undergraduate transfer-in enrollment	1,290
Graduate enrollment	5,921
Student-to-faculty ratio	18 to 1

Student Characteristics (All Students)	
Percent of all students who are female	45%
Percent of all students by race/ethnicity:	
American Indian or Alaska Native	0%
Asian	5%
Black or African American	2%
Hispanic/Latino	9%
Native Hawaiian or Pacific Islander	0%
White	72%
Two or More Races	3%
Race and ethnicity unknown	3%
Nonresident alien	6%

Undergraduate Student Characteristics	
Percent of undergraduates who are female	45%
Percent of undergraduates who are full-time	92%

Percent of undergraduates by race/ethnicity:	
American Indian or Alaska Native	0%
Asian	5%
Black or African American	2%
Hispanic/Latino	10%
Native Hawaiian or Pacific Islander	0%
White	74%
Two or More Races	4%
Race and ethnicity unknown	2%
Nonresident alien	4%
Percent of undergraduate students by age:	
24 and under	93%
25 and over	7%
Age unknown	0%

Undergraduate Retention and Graduation Rate Cohort	
First-time, full-time bachelor's seeking student retention rate	85%
First-time, part-time bachelor's seeking student retention rate	53%
Graduation rate cohort as percent of total entering students	79%

Graduate Student Characteristics	
Percent of graduate students who are female	43%
Percent of graduate students who are full-time	39%

Institution: University of Colorado Boulder (126614)

User ID: P1266145

Edit Report

Fall Enrollment

University of Colorado Boulder (126614)

There are no errors for the selected survey and institution.