

# IPEDS 2022-23 Data Collection System

IPEDS HELP DESK (877) 225-2568 | [ipedshelp@rti.org](mailto:ipedshelp@rti.org)  
OMB NO. 1850-0582 v.30 : Approval Expires 8/31/2025  
User ID: p1266141

## 12-month Enrollment 2022-23

Institution: University of Colorado Boulder (126614)

User ID: p1266141

### Overview

#### 12-month Enrollment Overview

The 12-month Enrollment component collects unduplicated student enrollment counts and instructional activity data for an entire 12-month period. Using the instructional activity data reported, a full-time equivalent (FTE) student enrollment at the undergraduate and graduate level is estimated (4-year institutions only). Institutions with Doctor's - professional practice students will also report the FTE enrollment of those students (4-year institutions only). NCES uses the FTE enrollment to produce indicators such as expenses by function per FTE as reported in the IPEDS Data Feedback Report.

#### Data Reporting Reminder:

- All institutions must use the July 1 - June 30 reporting period.
- Report data to accurately reflect the time period corresponding with the IPEDS survey component, even if such reporting is seemingly inconsistent with prior-year reporting.

#### Changes to reporting:

The following changes were implemented for the 2022-23 data collection period:

- The "Nonresident alien" terminology has been changed to "U.S. Nonresident" but should include the same category of students.
- A question about gender has been added at the end of the Part A to collect information about students for whom gender does not fit the binary gender (Men/Women) categories provided. **Institutions should still allocate those students to the Men/Women categories throughout the survey component at this time.** There are also new FAQs to help with questions about the new reporting.
- A part-time column was added for graduate student unduplicated enrollment counts.
- References to summer term were changed to summer session.
- FAQ #4 has been removed as it refers to an old change.
- FAQ #7 on consistent reporting of EF, E12, and OM has been updated for clarification.
- FAQ on reporting undocumented and DACA students has been updated along with instructions.

#### Resources:

- To download the survey materials for this component: [Survey Materials](#)
- To access your prior year data submission for this component: [Reported Data](#)

If you have questions about completing this survey, please contact the IPEDS Help Desk at 1-877-225-2568.

Institution: University of Colorado Boulder (126614)

## Undergraduate Instructional Activity Type


### Which instructional activity units will you use to report undergraduate instructional activity?

- Undergraduate instructional activity data in Part B may be reported in units of clock hours or credit hours.
- Please note that any graduate level instructional activity must be reported in credit hours. (4-year institutions only)

Clock hours

Credit hours

Both clock and credit hours (some undergraduate programs measured in clock hours and some measured in credit hours)

 You may use the box below to provide additional context for the data you have reported above. Context notes will be posted on the College Navigator website. Therefore, you should write all context notes using proper grammar (e.g., complete sentences with punctuation) and common language that can be easily understood by students and parents (e.g., spell out acronyms).

Institution: University of Colorado Boulder (126614)

## Part A - Unduplicated Count for Full-time Undergraduate Students

## 12-month Unduplicated Count by Race/Ethnicity and Gender - Full-time Undergraduate Students

July 1, 2021 – June 30, 2022

## Reporting Reminders:

- The 12-month unduplicated count must be equal or greater than the corresponding prior year fall enrollment.
- Report Hispanic/Latino individuals of any race as Hispanic/Latino
- Report race for non-Hispanic/Latino individuals only
- Even though Teacher Preparation certificate programs may require a bachelor's degree for admission, they are considered subbaccalaureate undergraduate programs, and students in these programs are undergraduate students.

## Men

Students enrolled for <u>credit</u>	Degree/certificate-seeking			Total degree/certificate-seeking	Non-degree/non-certificate-seeking	Total, Full-time undergraduate students
	First-time	Non-first-time				
		Transfer-in	Continuing/Returning			
<u>U.S. Nonresident</u>	106	40	532	678	0	678
<u>Hispanic/Latino</u>	432	108	1,230	1,770	4	1,774
<u>American Indian or Alaska Native</u>	6	0	10	16	0	16
<u>Asian</u>	188	32	622	842	1	843
<u>Black or African American</u>	57	15	160	232	2	234
<u>Native Hawaiian or Other Pacific Islander</u>	3	0	9	12	0	12
<u>White</u>	2,318	522	6,775	9,615	15	9,630
Two or more races	222	32	631	885	1	886
<u>Race and ethnicity unknown</u>	37	9	58	104	1	105
<b>Total men</b>	<b>3,369</b>	<b>758</b>	<b>10,027</b>	<b>14,154</b>	<b>24</b>	<b>14,178</b>
Total men prior year	2,890	675	9,794	13,359	20	13,379

## Women

Students enrolled for <u>credit</u>	Degree/certificate-seeking			Total degree/certificate-seeking	Non-degree/non-certificate-seeking	Total, Full-time undergraduate students
	First-time	Non-first-time				
		Transfer-in	Continuing/Returning			
<u>U.S. Nonresident</u>	37	29	225	291	0	291
<u>Hispanic/Latino</u>	407	69	1,155	1,631	2	1,633
<u>American Indian or Alaska Native</u>	7	1	5	13	0	13
<u>Asian</u>	210	23	556	789	1	790
<u>Black or African American</u>	37	14	120	171	2	173
<u>Native Hawaiian or Other Pacific Islander</u>	2	2	7	11	0	11
<u>White</u>	1,991	313	5,943	8,247	15	8,262
Two or more races	175	37	581	793	0	793
<u>Race and ethnicity unknown</u>	25	4	41	70	0	70
<b>Total women</b>	<b>2,891</b>	<b>492</b>	<b>8,633</b>	<b>12,016</b>	<b>20</b>	<b>12,036</b>
Total women prior year	2,781	422	8,625	11,828	15	11,843

<b>Grand total (2021-22)</b>	<b>6,260</b>	<b>1,250</b>	<b>18,660</b>	<b>26,170</b>	<b>44</b>	<b>26,214</b>
Prior year data:						

Grand total (men+women) prior year	5,671	1,097	18,419	25,187	35	25,222
Total Full-time undergraduate enrollment Fall 2021 <i>NOTE: Grand total (2021-22) calculated above is expected to be greater than total Full-time undergraduate enrollment Fall 2021.</i>	6,648	1,365	20,376	28,389	74	28,463

Institution: University of Colorado Boulder (126614)

## Part A - Unduplicated Count for Part-time Undergraduate Students

12-month Unduplicated Count by Race/Ethnicity and Gender - Part-time Undergraduate Students

July 1, 2021 – June 30, 2022

## Reporting Reminders:

- The 12-month unduplicated count must be equal or greater than the corresponding prior year fall enrollment.
- Report Hispanic/Latino individuals of any race as Hispanic/Latino
- Report race for non-Hispanic/Latino individuals only
- Even though Teacher Preparation certificate programs may require a bachelor's degree for admission, they are considered subbaccalaureate undergraduate programs, and students in these programs are undergraduate students.

## Men

Students enrolled for <u>credit</u>	Degree/certificate-seeking			Total degree/certificate-seeking	Non-degree/non-certificate-seeking	Total, Part-time undergraduate students
	First-time	Non-first-time				
		Transfer-in	Continuing/Returning			
<u>U.S. Nonresident</u>	28	40	292	360	246	606
<u>Hispanic/Latino</u>	59	78	428	565	140	705
<u>American Indian or Alaska Native</u>	0	0	5	5	0	5
<u>Asian</u>	24	26	209	259	110	369
<u>Black or African American</u>	14	12	80	106	45	151
<u>Native Hawaiian or Other Pacific Islander</u>	3	0	4	7	3	10
<u>White</u>	206	315	2,084	2,605	583	3,188
Two or more races	26	24	174	224	48	272
<u>Race and ethnicity unknown</u>	4	17	36	57	58	115
<b>Total men</b>	<b>364</b>	<b>512</b>	<b>3,312</b>	<b>4,188</b>	<b>1,233</b>	<b>5,421</b>
Total men prior year	498	482	3,381	4,361	501	4,862

## Women

Students enrolled for <u>credit</u>	Degree/certificate-seeking			Total degree/certificate-seeking	Non-degree/non-certificate-seeking	Total, Part-time undergraduate students
	First-time	Non-first-time				
		Transfer-in	Continuing/Returning			
<u>U.S. Nonresident</u>	7	27	70	104	77	181
<u>Hispanic/Latino</u>	41	48	326	415	96	511
<u>American Indian or Alaska Native</u>	1	2	2	5	6	11
<u>Asian</u>	4	12	124	140	91	231
<u>Black or African American</u>	3	7	37	47	20	67
<u>Native Hawaiian or Other Pacific Islander</u>	1	1	2	4	0	4
<u>White</u>	134	220	1,437	1,791	413	2,204
Two or more races	19	20	147	186	49	235
<u>Race and ethnicity unknown</u>	4	5	25	34	30	64
<b>Total women</b>	<b>214</b>	<b>342</b>	<b>2,170</b>	<b>2,726</b>	<b>782</b>	<b>3,508</b>
Total women prior year	317	305	2,237	2,859	567	3,426

<b>Grand total (2021-22)</b>	<b>578</b>	<b>854</b>	<b>5,482</b>	<b>6,914</b>	<b>2,015</b>	<b>8,929</b>
Prior year data:						

Grand total (men+women) prior year	815	787	5,618	7,220	1,068	8,288
Total Part-time undergraduate enrollment Fall 2021 <i>NOTE: Grand total (2021-22) calculated above is expected to be greater than total Part-time undergraduate enrollment Fall 2021.</i>	79	198	1,748	2,025	398	2,423

Institution: University of Colorado Boulder (126614)

User ID: p1266141

## Part A - Unduplicated Count for Undergraduate Students

12-month Unduplicated Count by Race/Ethnicity and Gender - Undergraduate Student Total

July 1, 2021 – June 30, 2022

**Men**

Students enrolled for credit	Total full-time undergraduate students	Total part-time undergraduate students	Grand total, all undergraduate students
<u>U.S. Nonresident</u>	678	606	<b>1,284</b>
<u>Hispanic/Latino</u>	1,774	705	<b>2,479</b>
<u>American Indian or Alaska Native</u>	16	5	<b>21</b>
<u>Asian</u>	843	369	<b>1,212</b>
<u>Black or African American</u>	234	151	<b>385</b>
<u>Native Hawaiian or Other Pacific Islander</u>	12	10	<b>22</b>
<u>White</u>	9,630	3,188	<b>12,818</b>
Two or more races	886	272	<b>1,158</b>
<u>Race and ethnicity unknown</u>	105	115	<b>220</b>
<b>Total men</b>	<b>14,178</b>	<b>5,421</b>	<b>19,599</b>

**Women**

Students enrolled for credit	Total full-time students	Total part-time students	Grand total, all students
<u>U.S. Nonresident</u>	291	181	<b>472</b>
<u>Hispanic/Latino</u>	1,633	511	<b>2,144</b>
<u>American Indian or Alaska Native</u>	13	11	<b>24</b>
<u>Asian</u>	790	231	<b>1,021</b>
<u>Black or African American</u>	173	67	<b>240</b>
<u>Native Hawaiian or Other Pacific Islander</u>	11	4	<b>15</b>
<u>White</u>	8,262	2,204	<b>10,466</b>
Two or more races	793	235	<b>1,028</b>
<u>Race and ethnicity unknown</u>	70	64	<b>134</b>
<b>Total women</b>	<b>12,036</b>	<b>3,508</b>	<b>15,544</b>
<b>Grand Total (men+women)</b>	<b>26,214</b>	<b>8,929</b>	<b>35,143</b>

Institution: University of Colorado Boulder (126614)

## Part A - Unduplicated Count for Graduate Students

## 12-month Unduplicated Count by Race/Ethnicity and Gender - Full-time and Part-time Graduate Students

July 1, 2021 – June 30, 2022

## Reporting Reminders:

- The 12-month unduplicated count must be equal or greater than the corresponding prior year fall enrollment.
- Report Hispanic/Latino individuals of any race as Hispanic/Latino
- Report race for non-Hispanic/Latino individuals only
- Report **all** postbaccalaureate degree and certificate students as graduate students, **including any doctor's - professional practice students (formerly first-professional)**

## Men

Students <u>enrolled for credit</u>	Total <u>full-time</u>	Total <u>part-time</u>	Total <u>graduate students</u>
<u>U.S. Nonresident</u>	557	522	<input type="checkbox"/> 1,079
<u>Hispanic/Latino</u>	235	191	426
<u>American Indian or Alaska Native</u>	12	5	17
<u>Asian</u>	119	126	<input type="checkbox"/> 245
<u>Black or African American</u>	44	37	<input type="checkbox"/> 81
<u>Native Hawaiian or Other Pacific Islander</u>	1	0	1
<u>White</u>	1,447	1,212	2,659
Two or more races	81	74	155
<u>Race and ethnicity unknown</u>	47	67	<input checked="" type="checkbox"/> 114
<b>Total men</b>	<b>2,543</b>	<b>2,234</b>	<b>4,777</b>
Total men prior year			4,745

## Women

Students <u>enrolled for credit</u>	Total <u>full-time</u>	Total <u>part-time</u>	Total <u>Graduate students</u>
<u>U.S. Nonresident</u>	336	195	531
<u>Hispanic/Latino</u>	272	153	425
<u>American Indian or Alaska Native</u>	23	9	32
<u>Asian</u>	111	93	204
<u>Black or African American</u>	52	24	76
<u>Native Hawaiian or Other Pacific Islander</u>	3	0	3
<u>White</u>	1,385	934	2,319
Two or more races	101	53	154
<u>Race and ethnicity unknown</u>	34	48	82
<b>Total women</b>	<b>2,317</b>	<b>1,509</b>	<b>3,826</b>
Total women prior year			3,672

<b>Grand total (2021-22)</b>	<b>4,860</b>	<b>3,743</b>	<b>8,603</b>
Prior year data:			
Unduplicated headcount (2020-21)			8,417
<b>i</b> Total enrollment Fall 2021 <i>NOTE: Grand total (2021-22) calculated above is expected to be greater than Total enrollment Fall 2021.</i>	2,906	5,208	8,114



Institution: University of Colorado Boulder (126614)

## Part A - Gender Unknown or another gender than Men/Women categories

## 12-month Unduplicated Count by Gender Unknown or another gender than provided men/women categories

- The 'gender unknown' category is to report students for whom the institution does not know a gender.
- Institutions should not ask students that do not select a binary gender to allocate themselves to a binary gender category; it is up to the institution to allocate unknown students and students that indicate another gender into the binary categories throughout the forms where required. One method commonly used by institutions is to allocate these students to the binary categories required in other parts of the form using the proportion of men to women reported.

Is your institution able to report **another gender** for the 2022-23 data collection? If you indicate 'No', your institution should leave the cells in the rows for '**Another gender**' blank (i.e., do not report 0). If you indicate 'Yes', but no students identified as **another gender**, please enter '0'.

Undergraduate students:

- Yes  
 No

Graduate students:

- Yes  
 No

Of the total students reported, how many students did you allocate to a binary gender category (Men/Women) because their gender was unknown or another gender than the provided categories?

	Number of students	
	Undergraduate students	Graduate students
<b>Grand total</b>	<b>35,143</b>	<b>8,603</b>
Gender unknown (i.e., gender information is not known or not collected).	<input type="text" value="0"/>	<input type="text" value="0"/>
<b>Another gender</b> (i.e., gender information is known but does not fall into either of the mutually exclusive binary categories provided [Men/Women]).	<input type="text" value="6"/>	<input type="text" value="23"/>
<b>Total of Gender unknown + Another gender</b>	<b>6</b>	<b>23</b>
<b>Total of Students for whom gender is known and falls into one of the mutually exclusive binary categories provided [Men/Women]</b>	<b>35,137</b>	<b>8,580</b>


Institution: University of Colorado Boulder (126614)

Part A – 12-month Enrollment by Distance Education Status

12-month Unduplicated Count - Distance Education Status

July 1, 2021 – June 30, 2022

	Undergraduate Students		Graduate Students
	Degree/certificate-seeking	Non-degree/non-certificate-seeking	
Students <i>enrolled exclusively</i> in <u>distance education courses</u>	13	0	406
Students <i>enrolled in at least one but not all</i> distance education courses	6	0	1,179
Students <i>not enrolled in any</i> distance education courses	33,065	2,059	7,018
<b>Total (from prior part A screens)</b>	<b>33,084</b>	<b>2,059</b>	<b>8,603</b>

 You may use the box below to provide additional context for the data you have reported above. Context notes will be posted on the College Navigator website. Therefore, you should write all context notes using proper grammar (e.g., complete sentences with punctuation) and common language that can be easily understood by students and parents (e.g., spell out acronyms).

Institution: University of Colorado Boulder (126614)

Part B - Instructional Activity

12-month Instructional Activity

July 1, 2021 - June 30, 2022

Instructional Activity Reporting Reminder:

- Instructional activity is used to calculate an IPEDS FTE based on the institution's reported calendar system.
- Graduate credit hour activity should not include any doctor's - professional practice activity, the total of those students' FTE is entered separately instead.

FTE Reporting Reminder:

- Institutions need not report their own calculations of undergraduate or graduate FTE unless IPEDS FTE calculations would be misleading for comparison purposes among all IPEDS reporting institutions.

Instructional Activity

	2021-22 total activity	Prior year data
Undergraduate level:		
<u>Credit hour activity</u>	898,516	885,521
Graduate level:		
<u>Credit hour activity</u> (Do not include doctor's-professional practice instructional activity here; the total FTE of those students should be entered separately below)	104,358	97,044

Full-Time Equivalent (FTE) of Students


	2021-22 total activity	Prior year data
Doctor's - professional practice level:		
<u>Doctor's - professional practice</u> FTE student estimate	566	563

Calendar system (as reported on the prior year IC Header survey component):	Semester
-----------------------------------------------------------------------------	----------

If the IPEDS calculated FTE estimates below are not reasonable, **AND** you have reported the correct instructional activity hours above, enter your best FTE estimate in the "Institution reported FTE" column below and save the page. This option should be used **ONLY** if the calculated estimate is not reasonable for your institution and IPEDS comparisons.

Please provide your best estimate of undergraduate and graduate FTE for the 12-month reporting period **only if the calculated FTE estimate below is not reasonable for IPEDS comparison purposes**. Please provide an explanation in the context box if the option is used due to Coronavirus Pandemic.

	Calculated FTE 2021-22	Institution reported FTE 2021-22	Prior year FTE 2020-21
Undergraduate student FTE	29,951	29,951	29,517
Graduate student FTE (excluding doctor's - professional practice student FTE)	4,348	4,348	4,044
Doctor's - professional practice student FTE		566	563
<b>Total FTE student enrollment</b>		<b>34,865</b>	<b>34,124</b>

 Context notes will be posted on the College Navigator website. Therefore, you should write all context notes using proper grammar (e.g., complete sentences with punctuation) and common language that can be easily understood by students and parents (e.g., spell out acronyms).

Prepared by

**Prepared by**

Reporting Reminders:

- The name of the preparer is being collected so that we can follow up with the appropriate person in the event that there are questions concerning the data.
- The Keyholder will be copied on all email correspondence to other preparers.
- The time it took to prepare this component is being collected so that we can continue to improve our estimate of the reporting burden associated with IPEDS.
- Please include in your estimate the time it took for you to review instructions, query and search data sources, complete and review the component, and submit the data through the Data Collection System.
- Thank you for your assistance.

This survey component was prepared by:

<input checked="" type="radio"/>	Keyholder	<input type="radio"/>	SFA Contact	<input type="radio"/>	HR Contact
<input type="radio"/>	Finance Contact	<input type="radio"/>	Academic Library Contact	<input type="radio"/>	Other

Name:

Email:

How many staff from your institution only were involved in the data collection and reporting process of this survey component?

Number of Staff (including yourself)

How many hours did you and others from your institution only spend on each of the steps below when responding to this survey component?  
*Exclude the hours spent collecting data for state and other reporting purposes.*

Staff member	Collecting Data Needed	Revising Data to Match IPEDS Requirements	Entering Data	Revising and Locking Data
Your office	<input type="text" value="4.00"/> hours	<input type="text" value="1.00"/> hours	<input type="text" value="0.75"/> hours	<input type="text" value="0.50"/> hours
Other offices	<input type="text" value="0.00"/> hours	<input type="text" value="0.00"/> hours	<input type="text" value="0.00"/> hours	<input type="text" value="0.00"/> hours

Institution: University of Colorado Boulder (126614)

User ID: p1266141

## Summary screen

**12-Month Enrollment Component Summary**

IPEDS collects important information regarding your institution. All data reported in IPEDS survey components become available in the IPEDS Data Center and appear as aggregated data in various Department of Education reports. Additionally, some of the reported data appears specifically for your institution through the College Navigator website and is included in your institution's Data Feedback Report (DFR). The purpose of this summary is to provide you an opportunity to view some of the data that, when accepted through the IPEDS quality control process, will appear on the College Navigator website and/or your DFR. College Navigator is updated approximately three months after the data collection period closes and Data Feedback Reports will be available through the [Data Center](#) and sent to your institution's CEO in November 2022.

Please review your data for accuracy. If you have questions about the data displayed below after reviewing the data reported on the survey screens, please contact the IPEDS Help Desk at: 1-877-225-2568 or [ipedshelp@rti.org](mailto:ipedshelp@rti.org).

12-Month Unduplicated Headcount and Full-Time Equivalent Students		
Total 12-month unduplicated headcount		43,746
Undergraduate student unduplicated headcount		35,143
Graduate student unduplicated headcount		8,603
Total 12-month full-time equivalent (FTE) student enrollment		34,865
Undergraduate student FTE		29,951
Graduate student FTE		4,348
Doctor's-professional practice FTE		566

## Edit Report

## 12-month Enrollment

Source	Description	Severity	Resolved	Options
<b>Screen: Graduate Students</b>				
Screen Entry	The 12-month unduplicated count of graduate students for U.S. Nonresident Men (1,079) is expected to be greater than or equal to the same category (1,124) in the prior year Fall Enrollment survey, because the official fall enrollment reporting date falls within the 12-month timeframe for E12. Please correct your data or contact the IPEDS Help Desk for assistance. (Error #9328)	Fatal	Yes	
Reason	Overridden by administrator. PY EF was reported incorrectly and will be revised in PYR. CY E12 is correct. TMB			
Screen Entry	The 12-month unduplicated count of graduate students for Asian Men (245) is expected to be greater than or equal to the same category (266) in the prior year Fall Enrollment survey, because the official fall enrollment reporting date falls within the 12-month timeframe for E12. Please correct your data or contact the IPEDS Help Desk for assistance. (Error #9331)	Fatal	Yes	
Reason	Overridden by administrator. PY EF was reported incorrectly and will be revised in PYR. CY E12 is correct. TMB			
Screen Entry	The 12-month unduplicated count of graduate students for Black or African American Men (81) is expected to be greater than or equal to the same category (91) in the prior year Fall Enrollment survey, because the official fall enrollment reporting date falls within the 12-month timeframe for E12. Please correct your data or contact the IPEDS Help Desk for assistance. (Error #9332)	Fatal	Yes	
Reason	Overridden by administrator. PY EF was reported incorrectly and will be revised in PYR. CY E12 is correct. TMB			
Screen Entry	The 12-month unduplicated count of graduate students for Race and ethnicity unknown Men (114) is different than expected when compared with the same category (120) in the prior year Fall Enrollment survey, because the official fall enrollment reporting date falls within the 12-month timeframe for E12. Please correct your data or explain. (Error #9372)	Explanation	Yes	
Reason	Fall 2021 enrollment data are incorrect that requires updating during the next submission window			