

IPEDS 2021-22 Data Collection System

IPEDS HELP DESK (877) 225-2568 | ipedshelp@rti.org

OMB NO. 1850-0582 v.29 : Approval Expires 8/31/2022

User ID: p1266141

Human Resources 2021-22

Institution: University of Colorado Boulder (126614)

User ID: p1266141

Overview

Human Resources Overview

Welcome to the IPEDS Human Resources (HR) survey component. The HR component collects important information about your institution's staff.

Data Reporting Reminders

- Report data to accurately reflect the time period corresponding with the IPEDS survey component, even if such reporting is seemingly inconsistent with prior-year reporting. For example, if a summer term began later than usual due to Coronavirus Pandemic postponements, continue to report using the timeframes as defined in the IPEDS instructions. NCES expects that some data reported during the 2021-22 data collection year will vary from established prior trends due to the impacts of Coronavirus Pandemic. If an error edit is triggered even when submitting accurate data, please indicate in the corresponding context box or verbally to the Help Desk that the seemingly inconsistent data are accurate and reflect the effects of Coronavirus Pandemic.
- Report each employee only once. If an employee could be coded in more than one occupation, code the employee in the occupation that requires the highest level of skill OR if there is no measurable difference in skill requirements, code the employee in the occupation in which they spend the most time.
- Report staff members difficult to categorize in the "Human Resources Survey Evaluation" box at the end of the survey.
- Enter data on each displayed screen. If a screen is not applicable, enter at least one zero in a field on the screen and save before continuing.
- When reporting salary data (applicable to degree-granting institutions only) include all full-time, non-medical school, instructional staff - both with and without faculty status.

See the instructions for the **Key Reporting Concepts** section -- basic reporting concepts that will assist you in completing the Human Resources survey component.

Changes to reporting for 2021-22

There are no changes for this survey component.

Resources:

- To download the survey materials for this component: [Survey Materials](#)
- All staff must now be reported using the new IPEDS occupational categories, which align with the 2018 Standard Occupational Classification (SOC) codes. Additional information and resources can be found in the [IPEDS HR/SOC Information Center](#), including general information about the SOC, the IPEDS/SOC crosswalk, a SOC Browse Tool, Frequently Asked Questions, and Web Tutorials.
- To access your prior year data submission for this component: [Reported Data](#)

If you have questions about completing this survey, please contact the **IPEDS Help Desk at 1-877-225-2568**.

Institution: University of Colorado Boulder (126614)

User ID: p1266141

Human Resources Screening Questions

Does your institution have any part-time staff?*If you answer Yes to this question, you will be provided the screens to report part-time staff.*

- ☐ No
☒ Yes

Does your institution have graduate assistants?*If you answer Yes to this question, you will be provided the screens to report graduate assistants.*

- ☐ No
☒ Yes

Does your institution have 15 or more full-time staff?

- ☐ No
☒ Yes

Does your institution have a tenure system?*If you answer Yes to this question, you will be provided the screens to report some data by tenure status.*

- ☐ No
☒ Yes

Did your institution hire any full-time permanent staff who were included on the payroll of the institution between November 1, 2020 and October 31, 2021 either for the *first time* (new to the institution) or *after a break in service*? Do not exclude persons who were no longer on the payroll as of November 1, 2021. (Exclude persons who have returned from sabbatical leave and full-time instructional staff who are working less-than-9-month contracts.)

If you answer Yes to this question, you will be provided the screens to report full-time permanent new hires in Part H.

- ☐ No
☒ Yes

Do ALL of the instructional staff at your institution fall into any of the following categories?*If you answer Yes to any of the questions below, you will NOT be required to report Part G - Salaries for instructional staff. However, Part G will still be required for reporting data for full-time non-instructional staff.*

- ☒ No ☐ Yes Are ALL of the instructional staff military personnel?
☒ No ☐ Yes Do ALL of the instructional staff contribute their services (e.g., members of a religious order)?

You may use the box below to provide additional context for the data you have reported above.

Institution: University of Colorado Boulder (126614)

User ID: p1266141

Part A1 - Full-time Instructional Staff by Academic Rank and Tenure Status - Tenured

Number of Full-time Instructional Staff With Faculty Status Tenured

As of November 1, 2021

- Report Hispanic/Latino individuals of any race as Hispanic/Latino
- Report race for non-Hispanic/Latino individuals only
- Include both Primarily Instruction and Instruction Combined with Research and/or Public Service

Men

Race/ethnicity	Academic Rank					No academic rank	Total
	Professors	Associate professors	Assistant professors	Instructors	Lecturers		
<u>Nonresident alien</u>	<input type="text"/>	<input type="text" value="1"/>	<input type="text"/>	<input type="text"/>	<input type="text"/>	<input type="text"/>	1
<u>Hispanic/Latino</u>	<input type="text" value="24"/>	<input type="text" value="13"/>	<input type="text"/>	<input type="text"/>	<input type="text"/>	<input type="text"/>	37
<u>American Indian or Alaska Native</u>	<input type="text" value="2"/>	<input type="text" value="1"/>	<input type="text"/>	<input type="text"/>	<input type="text"/>	<input type="text"/>	3
<u>Asian</u>	<input type="text" value="31"/>	<input type="text" value="26"/>	<input type="text"/>	<input type="text"/>	<input type="text"/>	<input type="text"/>	57
<u>Black or African American</u>	<input type="text" value="6"/>	<input type="text" value="4"/>	<input type="text"/>	<input type="text"/>	<input type="text"/>	<input type="text"/>	10
<u>Native Hawaiian or Other Pacific Islander</u>	<input type="text" value="1"/>	<input type="text"/>	<input type="text"/>	<input type="text"/>	<input type="text"/>	<input type="text"/>	1
<u>White</u>	<input type="text" value="290"/>	<input type="text" value="134"/>	<input type="text"/>	<input type="text"/>	<input type="text"/>	<input type="text"/>	424
Two or more races	<input type="text" value="1"/>	<input type="text"/>	<input type="text"/>	<input type="text"/>	<input type="text"/>	<input type="text"/>	1
<u>Race and ethnicity unknown</u>	<input type="text" value="17"/>	<input type="text" value="24"/>	<input type="text"/>	<input type="text"/>	<input type="text"/>	<input type="text"/>	41
Total men	372	203	0	0	0	0	575

Women

Race/ethnicity	Academic Rank					No academic rank	Total
	Professors	Associate professors	Assistant professors	Instructors	Lecturers		
Nonresident alien	<input type="text" value="2"/>	<input type="text" value="1"/>	<input type="text"/>	<input type="text"/>	<input type="text"/>	<input type="text"/>	3
Hispanic/Latino	<input type="text" value="1"/>	<input type="text" value="13"/>	<input type="text"/>	<input type="text"/>	<input type="text"/>	<input type="text"/>	14
American Indian or Alaska Native	<input type="text" value="1"/>	<input type="text"/>	<input type="text"/>	<input type="text"/>	<input type="text"/>	<input type="text"/>	1
Asian	<input type="text" value="26"/>	<input type="text" value="20"/>	<input type="text"/>	<input type="text"/>	<input type="text"/>	<input type="text"/>	46
Black or African American	<input type="text" value="3"/>	<input type="text" value="4"/>	<input type="text"/>	<input type="text"/>	<input type="text"/>	<input type="text"/>	7
Native Hawaiian or Other Pacific Islander	<input type="text"/>	<input type="text" value="1"/>	<input type="text"/>	<input type="text"/>	<input type="text"/>	<input type="text"/>	1
White	<input type="text" value="105"/>	<input type="text" value="100"/>	<input type="text"/>	<input type="text"/>	<input type="text"/>	<input type="text"/>	205
Two or more races	<input type="text" value="1"/>	<input type="text" value="6"/>	<input type="text"/>	<input type="text"/>	<input type="text"/>	<input type="text"/>	7
Race and ethnicity unknown	<input type="text" value="6"/>	<input type="text" value="14"/>	<input type="text"/>	<input type="text"/>	<input type="text"/>	<input type="text"/>	20
Total women	145	159	0	0	0	0	304

Total (men+women)	517	362	0	0	0	0	879
Total from prior year							887

Institution: University of Colorado Boulder (126614)

User ID: p1266141

Part A1 - Full-time Instructional Staff by Academic Rank and Tenure Status - On Tenure Track

Number of Full-time Instructional Staff With Faculty Status On Tenure Track

As of November 1, 2021

- Report Hispanic/Latino individuals of any race as Hispanic/Latino
- Report race for non-Hispanic/Latino individuals only
- Include both Primarily Instruction and Instruction Combined with Research and/or Public Service

Men

Race/ethnicity	Academic Rank					No academic rank	Total
	Professors	Associate professors	Assistant professors	Instructors	Lecturers		
<u>Nonresident alien</u>	<input type="text"/>	<input type="text" value="1"/>	<input type="text" value="20"/>	<input type="text"/>	<input type="text"/>	<input type="text"/>	21
<u>Hispanic/Latino</u>	<input type="text"/>	<input type="text" value="1"/>	<input type="text" value="17"/>	<input type="text"/>	<input type="text"/>	<input type="text"/>	18
<u>American Indian or Alaska Native</u>	<input type="text"/>	<input type="text"/>	<input type="text"/>	<input type="text"/>	<input type="text"/>	<input type="text"/>	0
<u>Asian</u>	<input type="text"/>	<input type="text"/>	<input type="text" value="13"/>	<input type="text"/>	<input type="text"/>	<input type="text"/>	13
<u>Black or African American</u>	<input type="text"/>	<input type="text"/>	<input type="text" value="5"/>	<input type="text"/>	<input type="text"/>	<input type="text"/>	5
<u>Native Hawaiian or Other Pacific Islander</u>	<input type="text"/>	<input type="text"/>	<input type="text" value="1"/>	<input type="text"/>	<input type="text"/>	<input type="text"/>	1
<u>White</u>	<input type="text"/>	<input type="text" value="6"/>	<input type="text" value="81"/>	<input type="text"/>	<input type="text"/>	<input type="text"/>	87
Two or more races	<input type="text"/>	<input type="text"/>	<input type="text" value="1"/>	<input type="text"/>	<input type="text"/>	<input type="text"/>	1
<u>Race and ethnicity unknown</u>	<input type="text"/>	<input type="text"/>	<input type="text" value="38"/>	<input type="text"/>	<input type="text"/>	<input type="text"/>	38
Total men	0	8	176	0	0	0	184

Women

Race/ethnicity	Academic Rank					No academic rank	Total
	Professors	Associate professors	Assistant professors	Instructors	Lecturers		
Nonresident alien	<input type="text"/>	<input type="text"/>	<input type="text" value="10"/>	<input type="text"/>	<input type="text"/>	<input type="text"/>	10
Hispanic/Latino	<input type="text"/>	<input type="text"/>	<input type="text" value="14"/>	<input type="text"/>	<input type="text"/>	<input type="text"/>	14
American Indian or Alaska Native	<input type="text"/>	<input type="text"/>	<input type="text" value="1"/>	<input type="text"/>	<input type="text"/>	<input type="text"/>	1
Asian	<input type="text"/>	<input type="text" value="1"/>	<input type="text" value="10"/>	<input type="text"/>	<input type="text"/>	<input type="text"/>	11
Black or African American	<input type="text"/>	<input type="text"/>	<input type="text" value="5"/>	<input type="text"/>	<input type="text"/>	<input type="text"/>	5
Native Hawaiian or Other Pacific Islander	<input type="text"/>	<input type="text"/>	<input type="text"/>	<input type="text"/>	<input type="text"/>	<input type="text"/>	0
White	<input type="text"/>	<input type="text" value="3"/>	<input type="text" value="65"/>	<input type="text"/>	<input type="text"/>	<input type="text"/>	68
Two or more races	<input type="text"/>	<input type="text"/>	<input type="text" value="2"/>	<input type="text"/>	<input type="text"/>	<input type="text"/>	2
Race and ethnicity unknown	<input type="text"/>	<input type="text" value="1"/>	<input type="text" value="35"/>	<input type="text"/>	<input type="text"/>	<input type="text"/>	36
Total women	0	5	142	0	0	0	147

Total (men+women)	0	13	318	0	0	0	<input checked="" type="checkbox"/> 331
Total from prior year							355

Institution: University of Colorado Boulder (126614)

User ID: p1266141

Part A1 - Full-time Instructional Staff by Academic Rank and Tenure Status - Multi-Year Contract

Number of Full-time Instructional Staff With Faculty Status Not on Tenure Track - Multi-Year Contract

As of November 1, 2021

- Report Hispanic/Latino individuals of any race as Hispanic/Latino
- Report race for non-Hispanic/Latino individuals only
- Include both Primarily Instruction and Instruction Combined with Research and/or Public Service

Men

Gender and race/ethnicity	Academic Rank					No academic rank	Total
	Professors	Associate professors	Assistant professors	Instructors	Lecturers		
<u>Nonresident alien</u>	<input type="text"/>	<input type="text"/>	<input type="text"/>	<input type="text" value="0"/>	<input type="text"/>	<input type="text"/>	0
<u>Hispanic/Latino</u>	<input type="text"/>	<input type="text"/>	<input type="text"/>	<input type="text"/>	<input type="text"/>	<input type="text"/>	0
<u>American Indian or Alaska Native</u>	<input type="text"/>	<input type="text"/>	<input type="text"/>	<input type="text"/>	<input type="text"/>	<input type="text"/>	0
<u>Asian</u>	<input type="text"/>	<input type="text"/>	<input type="text"/>	<input type="text"/>	<input type="text"/>	<input type="text"/>	0
<u>Black or African American</u>	<input type="text"/>	<input type="text"/>	<input type="text"/>	<input type="text"/>	<input type="text"/>	<input type="text"/>	0
<u>Native Hawaiian or Other Pacific Islander</u>	<input type="text"/>	<input type="text"/>	<input type="text"/>	<input type="text"/>	<input type="text"/>	<input type="text"/>	0
<u>White</u>	<input type="text"/>	<input type="text"/>	<input type="text"/>	<input type="text"/>	<input type="text"/>	<input type="text"/>	0
Two or more races	<input type="text"/>	<input type="text"/>	<input type="text"/>	<input type="text"/>	<input type="text"/>	<input type="text"/>	0
<u>Race and ethnicity unknown</u>	<input type="text"/>	<input type="text"/>	<input type="text"/>	<input type="text"/>	<input type="text"/>	<input type="text"/>	0
Total men	0	0	0	0	0	0	0

Women

Gender and race/ethnicity	Academic Rank					No academic rank	Total
	Professors	Associate professors	Assistant professors	Instructors	Lecturers		
Nonresident alien	<input type="text"/>	<input type="text"/>	<input type="text"/>	<input type="text" value="0"/>	<input type="text"/>	<input type="text"/>	0
Hispanic/Latino	<input type="text"/>	<input type="text"/>	<input type="text"/>	<input type="text"/>	<input type="text"/>	<input type="text"/>	0
American Indian or Alaska Native	<input type="text"/>	<input type="text"/>	<input type="text"/>	<input type="text"/>	<input type="text"/>	<input type="text"/>	0
Asian	<input type="text"/>	<input type="text"/>	<input type="text"/>	<input type="text"/>	<input type="text"/>	<input type="text"/>	0
Black or African American	<input type="text"/>	<input type="text"/>	<input type="text"/>	<input type="text"/>	<input type="text"/>	<input type="text"/>	0
Native Hawaiian or Other Pacific Islander	<input type="text"/>	<input type="text"/>	<input type="text"/>	<input type="text"/>	<input type="text"/>	<input type="text"/>	0
White	<input type="text"/>	<input type="text"/>	<input type="text"/>	<input type="text"/>	<input type="text"/>	<input type="text"/>	0
Two or more races	<input type="text"/>	<input type="text"/>	<input type="text"/>	<input type="text"/>	<input type="text"/>	<input type="text"/>	0
Race and ethnicity unknown	<input type="text"/>	<input type="text"/>	<input type="text"/>	<input type="text"/>	<input type="text"/>	<input type="text"/>	0
Total women	0	0	0	0	0	0	0

Total (men+women)	0	0	0	0	0	0	0
Total from prior year							

Institution: University of Colorado Boulder (126614)

User ID: p1266141

Part A1 - Full-time Instructional Staff by Academic Rank and Tenure Status - Annual Contract

Number of Full-time Instructional Staff With Faculty Status Not on Tenure Track - Annual Contract

As of November 1, 2021

- Report Hispanic/Latino individuals of any race as Hispanic/Latino
- Report race for non-Hispanic/Latino individuals only
- Include both Primarily Instruction and Instruction Combined with Research and/or Public Service

Men

Race/ethnicity	Academic Rank					No academic rank	Total
	Professors	Associate professors	Assistant professors	Instructors	Lecturers		
<u>Nonresident alien</u>	<input type="text"/>	<input type="text"/>	<input type="text"/>	<input type="text" value="5"/>	<input type="text"/>	<input type="text"/>	5
<u>Hispanic/Latino</u>	<input type="text"/>	<input type="text"/>	<input type="text"/>	<input type="text" value="7"/>	<input type="text"/>	<input type="text"/>	7
<u>American Indian or Alaska Native</u>	<input type="text"/>	<input type="text"/>	<input type="text"/>	<input type="text" value="2"/>	<input type="text"/>	<input type="text"/>	2
<u>Asian</u>	<input type="text"/>	<input type="text"/>	<input type="text"/>	<input type="text" value="10"/>	<input type="text"/>	<input type="text"/>	10
<u>Black or African American</u>	<input type="text"/>	<input type="text"/>	<input type="text"/>	<input type="text" value="6"/>	<input type="text"/>	<input type="text"/>	6
<u>Native Hawaiian or Other Pacific Islander</u>	<input type="text"/>	<input type="text"/>	<input type="text"/>	<input type="text"/>	<input type="text"/>	<input type="text"/>	0
<u>White</u>	<input type="text"/>	<input type="text"/>	<input type="text"/>	<input type="text" value="173"/>	<input type="text"/>	<input type="text"/>	173
Two or more races	<input type="text"/>	<input type="text"/>	<input type="text"/>	<input type="text" value="1"/>	<input type="text"/>	<input type="text"/>	1
<u>Race and ethnicity unknown</u>	<input type="text"/>	<input type="text"/>	<input type="text"/>	<input type="text" value="28"/>	<input type="text"/>	<input type="text"/>	28
Total men	0	0	0	232	0	0	232

Women

Race/ethnicity	Academic Rank					No academic rank	Total
	Professors	Associate professors	Assistant professors	Instructors	Lecturers		
Nonresident alien	<input type="text"/>	<input type="text"/>	<input type="text"/>	<input type="text" value="9"/>	<input type="text"/>	<input type="text"/>	9
Hispanic/Latino	<input type="text"/>	<input type="text"/>	<input type="text"/>	<input type="text" value="11"/>	<input type="text"/>	<input type="text"/>	11
American Indian or Alaska Native	<input type="text"/>	<input type="text"/>	<input type="text"/>	<input type="text"/>	<input type="text"/>	<input type="text"/>	0
Asian	<input type="text"/>	<input type="text"/>	<input type="text"/>	<input type="text" value="20"/>	<input type="text"/>	<input type="text"/>	20
Black or African American	<input type="text"/>	<input type="text"/>	<input type="text"/>	<input type="text" value="5"/>	<input type="text"/>	<input type="text"/>	5
Native Hawaiian or Other Pacific Islander	<input type="text"/>	<input type="text"/>	<input type="text"/>	<input type="text"/>	<input type="text"/>	<input type="text"/>	0
White	<input type="text"/>	<input type="text"/>	<input type="text"/>	<input type="text" value="177"/>	<input type="text"/>	<input type="text"/>	177
Two or more races	<input type="text"/>	<input type="text"/>	<input type="text"/>	<input type="text" value="1"/>	<input type="text"/>	<input type="text"/>	1
Race and ethnicity unknown	<input type="text"/>	<input type="text"/>	<input type="text"/>	<input type="text" value="23"/>	<input type="text"/>	<input type="text"/>	23
Total women	0	0	0	246	0	0	246

Total (men+women)	0	0	0	478	0	0	478
Total from prior year							464

Institution: University of Colorado Boulder (126614)

User ID: p1266141

Part A1 - Full-time Instructional Staff by Academic Rank and Tenure Status - Less-Than-Annual Contract

Number of Full-time Instructional Staff With Faculty Status Not on Tenure Track - Less-than-annual Contract

As of November 1, 2021

- Report Hispanic/Latino individuals of any race as Hispanic/Latino
- Report race for non-Hispanic/Latino individuals only
- Include both Primarily Instruction and Instruction Combined with Research and/or Public Service

Men

Race/ethnicity	Academic Rank					No academic rank	Total
	Professors	Associate professors	Assistant professors	Instructors	Lecturers		
<u>Nonresident alien</u>	<input type="text" value="0"/>	<input type="text"/>	<input type="text"/>	<input type="text"/>	<input type="text"/>	<input type="text"/>	0
<u>Hispanic/Latino</u>	<input type="text"/>	<input type="text"/>	<input type="text"/>	<input type="text"/>	<input type="text"/>	<input type="text"/>	0
<u>American Indian or Alaska Native</u>	<input type="text"/>	<input type="text"/>	<input type="text"/>	<input type="text"/>	<input type="text"/>	<input type="text"/>	0
<u>Asian</u>	<input type="text"/>	<input type="text"/>	<input type="text"/>	<input type="text"/>	<input type="text"/>	<input type="text"/>	0
<u>Black or African American</u>	<input type="text"/>	<input type="text"/>	<input type="text"/>	<input type="text"/>	<input type="text"/>	<input type="text"/>	0
<u>Native Hawaiian or Other Pacific Islander</u>	<input type="text"/>	<input type="text"/>	<input type="text"/>	<input type="text"/>	<input type="text"/>	<input type="text"/>	0
<u>White</u>	<input type="text"/>	<input type="text"/>	<input type="text"/>	<input type="text"/>	<input type="text"/>	<input type="text"/>	0
Two or more races	<input type="text"/>	<input type="text"/>	<input type="text"/>	<input type="text"/>	<input type="text"/>	<input type="text"/>	0
<u>Race and ethnicity unknown</u>	<input type="text"/>	<input type="text"/>	<input type="text"/>	<input type="text"/>	<input type="text"/>	<input type="text"/>	0
Total men	0	0	0	0	0	0	0

Women

Race/ethnicity	Academic Rank					No academic rank	Total
	Professors	Associate professors	Assistant professors	Instructors	Lecturers		
Nonresident alien	<input type="text" value="0"/>	<input type="text"/>	<input type="text"/>	<input type="text"/>	<input type="text"/>	<input type="text"/>	0
Hispanic/Latino	<input type="text"/>	<input type="text"/>	<input type="text"/>	<input type="text"/>	<input type="text"/>	<input type="text"/>	0
American Indian or Alaska Native	<input type="text"/>	<input type="text"/>	<input type="text"/>	<input type="text"/>	<input type="text"/>	<input type="text"/>	0
Asian	<input type="text"/>	<input type="text"/>	<input type="text"/>	<input type="text"/>	<input type="text"/>	<input type="text"/>	0
Black or African American	<input type="text"/>	<input type="text"/>	<input type="text"/>	<input type="text"/>	<input type="text"/>	<input type="text"/>	0
Native Hawaiian or Other Pacific Islander	<input type="text"/>	<input type="text"/>	<input type="text"/>	<input type="text"/>	<input type="text"/>	<input type="text"/>	0
White	<input type="text"/>	<input type="text"/>	<input type="text"/>	<input type="text"/>	<input type="text"/>	<input type="text"/>	0
Two or more races	<input type="text"/>	<input type="text"/>	<input type="text"/>	<input type="text"/>	<input type="text"/>	<input type="text"/>	0
Race and ethnicity unknown	<input type="text"/>	<input type="text"/>	<input type="text"/>	<input type="text"/>	<input type="text"/>	<input type="text"/>	0
Total women	0	0	0	0	0	0	0

Total (men+women)	0	0	0	0	0	0	0
Total from prior year							

Institution: University of Colorado Boulder (126614)

User ID: p1266141

Part A1 - Full-time Instructional Staff by Academic Rank and Tenure Status - Indefinite duration contract

Number of Full-time Instructional Staff With Faculty Status Not on Tenure Track - Indefinite duration contract

As of November 1, 2021

- Report Hispanic/Latino individuals of any race as Hispanic/Latino
- Report race for non-Hispanic/Latino individuals only
- Include both Primarily Instruction and Instruction Combined with Research and/or Public Service

Men

Gender and race/ethnicity	Academic Rank					No academic rank	Total
	Professors	Associate professors	Assistant professors	Instructors	Lecturers		
<u>Nonresident alien</u>	<input type="text"/>	<input type="text"/>	<input type="text"/>	<input type="text"/>	<input type="text"/>	<input type="text"/>	0
<u>Hispanic/Latino</u>	<input type="text"/>	<input type="text"/>	<input type="text"/>	<input type="text"/>	<input type="text"/>	<input type="text"/>	0
<u>American Indian or Alaska Native</u>	<input type="text"/>	<input type="text"/>	<input type="text"/>	<input type="text"/>	<input type="text"/>	<input type="text"/>	0
<u>Asian</u>	<input type="text"/>	<input type="text"/>	<input type="text"/>	<input type="text"/>	<input type="text"/>	<input type="text"/>	0
<u>Black or African American</u>	<input type="text"/>	<input type="text"/>	<input type="text"/>	<input type="text"/>	<input type="text"/>	<input type="text"/>	0
<u>Native Hawaiian or Other Pacific Islander</u>	<input type="text"/>	<input type="text"/>	<input type="text"/>	<input type="text"/>	<input type="text"/>	<input type="text"/>	0
<u>White</u>	<input type="text"/>	<input type="text"/>	<input type="text"/>	<input type="text" value="2"/>	<input type="text"/>	<input type="text"/>	2
Two or more races	<input type="text"/>	<input type="text"/>	<input type="text"/>	<input type="text"/>	<input type="text"/>	<input type="text"/>	0
<u>Race and ethnicity unknown</u>	<input type="text"/>	<input type="text"/>	<input type="text"/>	<input type="text" value="1"/>	<input type="text"/>	<input type="text"/>	1
Total men	0	0	0	3	0	0	3

Women

Gender and race/ethnicity	Academic Rank					No academic rank	Total
	Professors	Associate professors	Assistant professors	Instructors	Lecturers		
Nonresident alien	<input type="text"/>	<input type="text"/>	<input type="text"/>	<input type="text"/>	<input type="text"/>	<input type="text"/>	0
Hispanic/Latino	<input type="text"/>	<input type="text"/>	<input type="text"/>	<input type="text"/>	<input type="text"/>	<input type="text"/>	0
American Indian or Alaska Native	<input type="text"/>	<input type="text"/>	<input type="text"/>	<input type="text"/>	<input type="text"/>	<input type="text"/>	0
Asian	<input type="text"/>	<input type="text"/>	<input type="text"/>	<input type="text" value="1"/>	<input type="text"/>	<input type="text"/>	1
Black or African American	<input type="text"/>	<input type="text"/>	<input type="text"/>	<input type="text"/>	<input type="text"/>	<input type="text"/>	0
Native Hawaiian or Other Pacific Islander	<input type="text"/>	<input type="text"/>	<input type="text"/>	<input type="text"/>	<input type="text"/>	<input type="text"/>	0
White	<input type="text"/>	<input type="text"/>	<input type="text"/>	<input type="text" value="2"/>	<input type="text"/>	<input type="text"/>	2
Two or more races	<input type="text"/>	<input type="text"/>	<input type="text"/>	<input type="text"/>	<input type="text"/>	<input type="text"/>	0
Race and ethnicity unknown	<input type="text"/>	<input type="text"/>	<input type="text"/>	<input type="text"/>	<input type="text"/>	<input type="text"/>	0
Total women	0	0	0	3	0	0	3

Total (men+women)	0	0	0	6	0	0	6
Total from prior year							5

Institution: University of Colorado Boulder (126614)

User ID: p1266141

Part A1 - Full-time Instructional Staff - Without Faculty Status

Number of Full-time Instructional Staff Without Faculty Status

As of November 1, 2021

- Report Hispanic/Latino individuals of any race as Hispanic/Latino
- Report race for non-Hispanic/Latino individuals only
- Include both Primarily Instruction and Instruction Combined with Research and/or Public Service

Men

Race/ethnicity	Without Faculty Status
<u>Nonresident alien</u>	<input type="text" value="0"/>
<u>Hispanic/Latino</u>	<input type="text"/>
<u>American Indian or Alaska Native</u>	<input type="text"/>
<u>Asian</u>	<input type="text"/>
<u>Black or African American</u>	<input type="text"/>
<u>Native Hawaiian or Other Pacific Islander</u>	<input type="text"/>
<u>White</u>	<input type="text"/>
Two or more races	<input type="text"/>
<u>Race and ethnicity unknown</u>	<input type="text"/>
Total men	0

Women

Race/ethnicity	Without Faculty Status
Nonresident alien	<input type="text" value="0"/>
Hispanic/Latino	<input type="text"/>
American Indian or Alaska Native	<input type="text"/>
Asian	<input type="text"/>
Black or African American	<input type="text"/>
Native Hawaiian or Other Pacific Islander	<input type="text"/>
White	<input type="text"/>
Two or more races	<input type="text"/>
Race and ethnicity unknown	<input type="text"/>
Total women	0

Total (men+women)	0
Total from prior year	

Institution: University of Colorado Boulder (126614)



User ID: p1266141

Part A2 - Full-time Instructional Staff by Function

Number of Full-time Instructional Staff

As of November 1, 2021

- Report Primarily Instruction and Instruction Combined with Research and/or Public Service separately, as indicated below

	With <u>Faculty Status</u>						Without Faculty Status	Total
	<u>Tenured</u>	<u>On Tenure Track</u>	<u>Not on Tenure Track</u>					
			<u>Multi-year</u>	<u>Annual contract</u>	<u>Less-than-annual contract</u>	<u>Indefinite duration (continuing or at-will)</u>		
<u>Instructional staff</u>	879	331	0	478	0	6	0	1,694
Total carried forward from previous screens	879	331	0	478	0	6	0	1,694
<u>Primarily Instruction</u>	879	331	0	478	0	6	0	1,694
 Exclusively credit	<input type="text"/>	<input type="text"/>	<input type="text"/>	<input type="text" value="474"/>	<input type="text"/>	<input type="text" value="6"/>	<input type="text"/>	480
 Exclusively not-for-credit	<input type="text"/>	<input type="text"/>	<input type="text"/>	<input type="text" value="4"/>	<input type="text"/>	<input type="text"/>	<input type="text"/>	4
Combined credit/not-for-credit	<input type="text" value="879"/>	<input type="text" value="331"/>	<input type="text"/>	<input type="text"/>	<input type="text"/>	<input type="text"/>	<input type="text"/>	1,210
<u>Instruction/research/public service staff</u>	<input type="text"/>	<input type="text"/>	<input type="text"/>	<input type="text"/>	<input type="text"/>	<input type="text"/>	<input type="text"/>	0

Institution: University of Colorado Boulder (126614)

User ID: p1266141

Part A3 - Full-time Instructional Staff - Totals

Total number of Full-time Instructional Staff

As of November 1, 2021

Race/ethnicity	Total men	Total women	Total (men+women)
Nonresident alien	27	22	49
Hispanic/Latino	62	39	101
American Indian or Alaska Native	5	2	7
Asian	80	78	158
Black or African American	21	17	38
Native Hawaiian or Other Pacific Islander	2	1	3
White	686	452	1,138
Two or more races	3	10	13
Race and ethnicity unknown	108	79	187
Total	994	700	1,694
Total from prior year			1,711

Institution: University of Colorado Boulder (126614)

User ID: p1266141

Part B1 - Full-time Non-instructional Staff by Occupational Category

Number of **Full-time** Non-instructional Staff by Occupational Category

As of November 1, 2021

- Report Hispanic/Latino individuals of any race as Hispanic/Latino
- Report race for non-Hispanic/Latino individuals only

Men

Race/ethnicity	<u>Instructional Staff</u> (carried forward from Part A)	<u>Research staff</u>	<u>Public Service staff</u>
<u>Nonresident alien</u>	27	184	0
<u>Hispanic/Latino</u>	62	16	2
<u>American Indian or Alaska Native</u>	5	1	
<u>Asian</u>	80	58	
<u>Black or African American</u>	21	3	1
<u>Native Hawaiian or Other Pacific Islander</u>	2	1	
<u>White</u>	686	274	1
Two or more races	3	3	
<u>Race and ethnicity unknown</u>	108	41	
Total men	994	581	4

Women

Race/ethnicity	<u>Instructional Staff</u> (carried forward from Part A)	<u>Research staff</u>	<u>Public Service staff</u>
Nonresident alien	22	86	0
Hispanic/Latino	39	14	2
American Indian or Alaska Native	2		
Asian	78	24	
Black or African American	17	3	
Native Hawaiian or Other Pacific Islander	1		
White	452	192	1
Two or more races	10	4	
Race and ethnicity unknown	79	20	
Total women	700	343	3

Total (men+women)	1,694	924	7
Total from prior year	1,711	888	3

Institution: University of Colorado Boulder (126614)

User ID: p1266141

Part B1 - Full-time Non-instructional Staff by Occupational Category

Number of **Full-time** Non-instructional Staff by Occupational Category

As of November 1, 2021

- Report Hispanic/Latino individuals of any race as Hispanic/Latino
- Report race for non-Hispanic/Latino individuals only

Men

Race/ethnicity	<u>Archivists, Curators, and Museum Technicians</u> 25-4010	<u>Librarians and Media Collections Specialists</u> 25-4020	<u>Library Technicians</u> 25-4030	i <u>Student and Academic Affairs and Other Education Services Occupations</u> 25-2000 + 25-3000 + 25-9000
<u>Nonresident alien</u>	<input type="text"/>	<input type="text"/>	<input type="text"/>	<input type="text"/>
<u>Hispanic/Latino</u>	<input type="text"/>	<input type="text" value="1"/>	<input type="text"/>	<input type="text" value="20"/>
<u>American Indian or Alaska Native</u>	<input type="text"/>	<input type="text"/>	<input type="text"/>	<input type="text"/>
<u>Asian</u>	<input type="text"/>	<input type="text" value="1"/>	<input type="text"/>	<input type="text" value="6"/>
<u>Black or African American</u>	<input type="text"/>	<input type="text"/>	<input type="text"/>	<input type="text" value="3"/>
<u>Native Hawaiian or Other Pacific Islander</u>	<input type="text"/>	<input type="text"/>	<input type="text"/>	<input type="text"/>
<u>White</u>	<input type="text" value="3"/>	<input type="text" value="14"/>	<input type="text" value="4"/>	<input type="text" value="81"/>
Two or more races	<input type="text"/>	<input type="text"/>	<input type="text" value="1"/>	<input type="text" value="1"/>
<u>Race and ethnicity unknown</u>	<input type="text"/>	<input type="text" value="1"/>	<input type="text"/>	<input type="text" value="7"/>
Total men	3	17	5	118

Women

Race/ethnicity	<u>Archivists, Curators, and Museum Technicians</u> 25-4010	<u>Librarians and Media Collections Specialists</u> 25-4020	<u>Library Technicians</u> 25-4030	<u>Student and Academic Affairs and Other Education Services Occupations</u> 25-2000 + 25-3000 + 25-9000
Nonresident alien	<input type="text"/>	<input type="text"/>	<input type="text"/>	<input type="text" value="2"/>
Hispanic/Latino	<input type="text"/>	<input type="text" value="3"/>	<input type="text" value="1"/>	<input type="text" value="29"/>
American Indian or Alaska Native	<input type="text"/>	<input type="text"/>	<input type="text"/>	<input type="text" value="4"/>
Asian	<input type="text"/>	<input type="text" value="1"/>	<input type="text" value="2"/>	<input type="text" value="11"/>
Black or African American	<input type="text"/>	<input type="text"/>	<input type="text"/>	<input type="text" value="8"/>
Native Hawaiian or Other Pacific Islander	<input type="text"/>	<input type="text"/>	<input type="text"/>	<input type="text" value="1"/>
White	<input type="text" value="1"/>	<input type="text" value="34"/>	<input type="text" value="6"/>	<input type="text" value="222"/>
Two or more races	<input type="text"/>	<input type="text" value="5"/>	<input type="text"/>	<input type="text" value="7"/>
Race and ethnicity unknown	<input type="text"/>	<input type="text"/>	<input type="text"/>	<input type="text" value="17"/>
Total women	1	43	9	301
Total (men+women)	4	60	14	419
Total from prior year	5	60	16	395

Institution: University of Colorado Boulder (126614)

User ID: p1266141

Part B1 - Full-time Non-instructional Staff by Occupational Category

Number of **Full-time** Non-instructional Staff by Occupational Category

As of November 1, 2021

- Report Hispanic/Latino individuals of any race as Hispanic/Latino
- Report race for non-Hispanic/Latino individuals only

Men

Race/ethnicity	<u>Management Occupations</u> 11-0000	<u>Business and Financial Operations Occupations</u> 13-0000	<u>Computer, Engineering, and Science Occupations</u> 15-0000 + 17-0000 + 19-0000	<u>Community, Social Service, Legal, Arts, Design, Entertainment, Sports, and Media Occupations</u> 21-0000 + 23-0000 + 27-0000	<u>Healthcare Practitioners and Technical Occupations</u> 29-0000
<u>Nonresident alien</u>	1	1	22	1	1
<u>Hispanic/Latino</u>	28	15	41	9	2
<u>American Indian or Alaska Native</u>	1		4		
<u>Asian</u>	16	2	38	2	2
<u>Black or African American</u>	13	3	10	7	
<u>Native Hawaiian or Other Pacific Islander</u>					
<u>White</u>	310	101	618	85	14
Two or more races	2	2	13	2	
<u>Race and ethnicity unknown</u>	23	9	51	8	1
Total men	394	133	797	114	20

Women

Race/ethnicity	<u>Management Occupations</u> 11-0000	<u>Business and Financial Operations Occupations</u> 13-0000	<u>Computer, Engineering, and Science Occupations</u> 15-0000 + 17-0000 + 19-0000	<u>Community, Social Service, Legal, Arts, Design, Entertainment, Sports, and Media Occupations</u> 21-0000 + 23-0000 + 27-0000	<u>Healthcare Practitioners and Technical Occupations</u> 29-0000
Nonresident alien		1	12		1
Hispanic/Latino	47	18	30	11	12
American Indian or Alaska Native	3	4	2	1	
Asian	18	22	29	6	4
Black or African American	12	5	7	1	3
Native Hawaiian or Other Pacific Islander	1		1		1
White	402	270	336	114	52
Two or more races	3	4	7	2	2
Race and ethnicity unknown	35	22	27	17	6
Total women	521	346	451	152	81

Total	915	479	1,248	266	101
--------------	------------	------------	--------------	------------	------------

(men+women)					
Total from prior year	880	515	1,257	273	78

Institution: University of Colorado Boulder (126614)

User ID: p1266141

Part B1 - Full-time Non-instructional Staff by Occupational Category

Number of **Full-time** Non-instructional Staff by Occupational Category

As of November 1, 2021

- Report Hispanic/Latino individuals of any race as Hispanic/Latino
- Report race for non-Hispanic/Latino individuals only

Men

Race/ethnicity	<u>Service Occupations</u> 31-0000 + 33-0000 + 35-0000 + 37-0000 + 39-0000	<u>Sales and Related</u> <u>Occupations</u> 41-0000	<u>Office and Administrative</u> <u>Support Occupations</u> 43-0000	<u>Natural Resources,</u> <u>Construction, and</u> <u>Maintenance Occupations</u> 45-0000 + 47-0000 + 49-0000	<u>Production,</u> <u>Transportation, and</u> <u>Material Moving</u> <u>Occupations</u> 51-0000 + 53-0000	Grand Total (All full-time staff)
<u>Nonresident alien</u>	<input type="text"/>	<input type="text"/>	<input type="text"/>	<input type="text"/>	<input type="text"/>	237
<u>Hispanic/Latino</u>	<input type="text" value="103"/>	<input type="text"/>	<input type="text" value="20"/>	<input type="text" value="36"/>	<input type="text" value="8"/>	363
<u>American Indian or Alaska Native</u>	<input type="text"/>	<input type="text"/>	<input type="text"/>	<input type="text" value="4"/>	<input type="text"/>	15
<u>Asian</u>	<input type="text" value="72"/>	<input type="text"/>	<input type="text" value="2"/>	<input type="text" value="7"/>	<input type="text" value="2"/>	288
<u>Black or African American</u>	<input type="text" value="8"/>	<input type="text"/>	<input type="text" value="5"/>	<input type="text" value="6"/>	<input type="text" value="1"/>	81
<u>Native Hawaiian or Other Pacific Islander</u>	<input type="text"/>	<input type="text"/>	<input type="text" value="1"/>	<input type="text"/>	<input type="text"/>	4
<u>White</u>	<input type="text" value="150"/>	<input type="text" value="1"/>	<input type="text" value="122"/>	<input type="text" value="128"/>	<input type="text" value="30"/>	2,622
Two or more races	<input type="text" value="4"/>	<input type="text"/>	<input type="text" value="4"/>	<input type="text" value="4"/>	<input type="text"/>	39
<u>Race and ethnicity unknown</u>	<input type="text" value="25"/>	<input type="text"/>	<input type="text" value="12"/>	<input type="text" value="13"/>	<input type="text" value="5"/>	304
Total men	362	1	166	198	46	3,953

Women

Race/ethnicity	<u>Service Occupations</u> 31-0000 + 33-0000 + 35-0000 + 37-0000 + 39-0000	<u>Sales and Related</u> <u>Occupations</u> 41-0000	<u>Office and Administrative</u> <u>Support Occupations</u> 43-0000	<u>Natural Resources,</u> <u>Construction, and</u> <u>Maintenance Occupations</u> 45-0000 + 47-0000 + 49-0000	<u>Production,</u> <u>Transportation, and</u> <u>Material Moving</u> <u>Occupations</u> 51-0000 + 53-0000	Grand Total (All full-time staff)
Nonresident alien	<input type="text"/>	<input type="text"/>	<input type="text"/>	<input type="text"/>	<input type="text"/>	124
Hispanic/Latino	<input type="text" value="122"/>	<input type="text"/>	<input type="text" value="53"/>	<input type="text" value="2"/>	<input type="text"/>	383
American Indian or Alaska Native	<input type="text"/>	<input type="text"/>	<input type="text" value="4"/>	<input type="text"/>	<input type="text"/>	20
Asian	<input type="text" value="134"/>	<input type="text"/>	<input type="text" value="25"/>	<input type="text" value="1"/>	<input type="text"/>	355
Black or African American	<input type="text" value="4"/>	<input type="text"/>	<input type="text" value="5"/>	<input type="text"/>	<input type="text"/>	65
Native Hawaiian or Other Pacific Islander	<input type="text"/>	<input type="text"/>	<input type="text"/>	<input type="text"/>	<input type="text"/>	5
White	<input type="text" value="40"/>	<input type="text"/>	<input type="text" value="325"/>	<input type="text" value="6"/>	<input type="text" value="7"/>	2,460
Two or more races	<input type="text" value="2"/>	<input type="text"/>	<input type="text" value="8"/>	<input type="text"/>	<input type="text"/>	54
<u>Race and ethnicity unknown</u>	<input type="text" value="22"/>	<input type="text"/>	<input type="text" value="26"/>	<input type="text"/>	<input type="text"/>	271

Total women	324	0	446	9	7	3,737
Total (men+women)	686	1	612	207	53	7,690
Total from prior year	706	12	655	218	50	7,722


Institution: University of Colorado Boulder (126614)

User ID: p1266141

Part B2 - Full-time Non-instructional Staff by Occupational Category and Tenure Status

Number of **Full-time** Non-instructional Staff

As of November 1, 2021

Occupational category	With <u>Faculty Status</u>							Without Faculty Status	Total
	<u>Tenured</u>	<u>On Tenure Track</u>	<u>Not on Tenure Track</u>						
			<u>Multi-year</u>	<u>Annual contract</u>	<u>Less-than-annual contract</u>	<u>Indefinite duration (continuing or at-will)</u>			
<u>Research staff</u>				10			914		924
<u>Public Service staff</u>							7		7
<u>Archivists, Curators, and Museum Technicians</u> 25-4010	1							3	4
<u>Librarians and Media Collections Specialists</u> 25-4020	23	15					22		60
<u>Library Technicians</u> 25-4030								14	14
<u> Student and Academic Affairs and Other Education Services Occupations</u> 25-2000 + 25-3000 + 25-9000								419	419
<u>Management Occupations</u> 11-0000	51						40	824	915
<u>Business and Financial Operations Occupations</u> 13-0000							1	478	479
<u>Computer, Engineering, and Science Occupations</u> 15-0000 + 17-0000 + 19-0000								1,248	1,248
<u>Community, Social Service, Legal, Arts, Design, Entertainment, Sports, and Media Occupations</u> 21-0000 + 23-0000 + 27-0000								266	266
<u>Healthcare Practitioners and Technical Occupations</u> 29-0000								101	101
Total	75	15	0	10	0		984	3,353	4,437
Total from prior year	72	19		11	0		938	3,330	4,370

Institution: University of Colorado Boulder (126614)

User ID: p1266141

Part C - Full-time Summary

Summary of Full-time Staff

As of November 1, 2021

- Data will not be generated on this screen until the relevant screens in the previous section have been completed.

Occupational category		With Faculty Status					Without Faculty Status	Total	
		Tenured	On Tenure Track	Not on Tenure Track					
				Multi-year	Annual contract	Less-than-annual contract			Indefinite duration (continuing or at-will)
Primarily Instruction		879	331	0	478	0	6	0	1,694
	Exclusively credit				474		6		480
	Exclusively not-for-credit				4				4
	Combined credit/not-for-credit	879	331						1,210
Instruction/research/public service staff									0
Research staff					10		914		924
Public Service staff							7		7
Archivists, Curators, and Museum Technicians 25-4010		1						3	4
Librarians and Media Collections Specialists 25-4020		23	15				22		60
Library Technicians 25-4030								14	14
Student and Academic Affairs and Other Education Services Occupations 25-2000 + 25-3000 + 25-9000								419	419
Management Occupations 11-0000		51					40	824	915
Business and Financial Operations Occupations 13-0000							1	478	479
Computer, Engineering, and Science Occupations 15-0000 + 17-0000 + 19-0000								1,248	1,248
Community, Social Service, Legal, Arts, Design, Entertainment, Sports, and Media Occupations 21-0000 + 23-0000 + 27-0000								266	266
Healthcare Practitioners and Technical Occupations 29-0000								101	101
Service Occupations 31-0000 + 33-0000 + 35-0000 + 37-0000 + 39-0000									686
Sales and Related Occupations 41-0000									1
Office and Administrative Support Occupations 43-0000									612
Natural Resources, Construction, and Maintenance Occupations 45-0000 + 47-0000 + 49-0000									207
Production, Transportation, and Material Moving Occupations 51-0000 + 53-0000									53
Total									7,690

Institution: University of Colorado Boulder (126614)

User ID: p1266141

Part G1 - Salaries Worksheet

Number of **Full-time Instructional Staff** For Calculation of Total Number of Months

Annual Salary, 2021-22

- Report the number of instructional staff based on the number of months to be worked
- Months reported should correspond with the number of months that staff worked (which may differ from the number of months over which they are paid)
- Include ONLY full-time instructional staff
- Include instructional staff *with* faculty status and *without* faculty status
- Include instructional staff regardless of tenure status

Men

Gender and academic rank	Months worked					Total Staff	Total staff for salary reporting
	12 months	11 months	10 months	9 months	< 9 months		
Professors	<input type="text"/>	<input type="text"/>	<input type="text"/>	372	<input type="text"/>	372	372
Associate professors	<input type="text"/>	<input type="text"/>	<input type="text"/>	211	<input type="text"/>	211	211
Assistant professors	<input type="text"/>	<input type="text"/>	<input type="text"/>	176	<input type="text"/>	176	176
Instructors	<input type="text"/>	<input type="text"/>	<input type="text"/>	235	<input type="text"/>	235	235
Lecturers	<input type="text"/>	<input type="text"/>	<input type="text"/>	<input type="text"/>	<input type="text"/>	0	0
No academic rank	<input type="text"/>	<input type="text"/>	<input type="text"/>	<input type="text"/>	<input type="text"/>	0	0
Total men	0	0	0	994	0	994	994
Total men full-time instructional staff from Part A						994	

Women

Gender and academic rank	Months worked					Total Staff	Total staff for salary reporting
	12 months	11 months	10 months	9 months	< 9 months		
Professors	<input type="text"/>	<input type="text"/>	<input type="text"/>	145	<input type="text"/>	145	145
Associate professors	<input type="text"/>	<input type="text"/>	<input type="text"/>	164	<input type="text"/>	164	164
Assistant professors	<input type="text"/>	<input type="text"/>	<input type="text"/>	142	<input type="text"/>	142	142
Instructors	<input type="text"/>	<input type="text"/>	<input type="text"/>	249	<input type="text"/>	249	249
Lecturers	<input type="text"/>	<input type="text"/>	<input type="text"/>	<input type="text"/>	<input type="text"/>	0	0
No academic rank	<input type="text"/>	<input type="text"/>	<input type="text"/>	<input type="text"/>	<input type="text"/>	0	0
Total women	0	0	0	700	0	700	700
Total women full-time instructional staff from Part A						700	

Total (men+women)	0	0	0	1,694	0	1,694	1,694
Total (men+women) full-time instructional staff from Part A						1,694	

Institution: University of Colorado Boulder (126614)

User ID: p1266141

Part G2 - Salary Outlays for Instructional Staff

Salary Outlays for Full-time Instructional Staff

Annual Salary Outlays, 2021-22

- Report the TOTAL ANNUAL salary outlays for the full-time instructional staff reported in the 12 months, 11 months, 10 months, and 9 months columns on the previous screen, Part G1 – Salaries Worksheet
- Using the TOTAL ANNUAL salary outlays data provided, the system will calculate the Equated 9 months by academic rank and gender.

Men

Gender and academic rank	Total staff for salary reporting (from Part G, screen 1)	Salary Outlays				
		12 months	11 months	10 months	9 months	Equated 9 months
Professors	372	<input type="text"/>	<input type="text"/>	<input type="text"/>	56,642,686	56,642,686
Associate professors	211	<input type="text"/>	<input type="text"/>	<input type="text"/>	22,947,358	22,947,358
Assistant professors	176	<input type="text"/>	<input type="text"/>	<input type="text"/>	19,367,536	19,367,536
Instructors	235	<input type="text"/>	<input type="text"/>	<input type="text"/>	16,744,103	16,744,103
Lecturers	0	<input type="text"/>	<input type="text"/>	<input type="text"/>	<input type="text"/>	0
No academic rank	0	<input type="text"/>	<input type="text"/>	<input type="text"/>	<input type="text"/>	0
Total men	994	0	0	0	115,701,683	115,701,683

Women

Gender and academic rank	Total staff for salary reporting (from Part G, screen 1)	Salary Outlays				
		12 months	11 months	10 months	9 months	Equated 9 months
Professors	145	<input type="text"/>	<input type="text"/>	<input type="text"/>	20,749,951	20,749,951
Associate professors	164	<input type="text"/>	<input type="text"/>	<input type="text"/>	16,780,826	16,780,826
Assistant professors	142	<input type="text"/>	<input type="text"/>	<input type="text"/>	13,598,452	13,598,452
Instructors	249	<input type="text"/>	<input type="text"/>	<input type="text"/>	16,795,758	16,795,758
Lecturers	0	<input type="text"/>	<input type="text"/>	<input type="text"/>	<input type="text"/>	0
No academic rank	0	<input type="text"/>	<input type="text"/>	<input type="text"/>	<input type="text"/>	0
Total women	700	0	0	0	67,924,987	67,924,987
Total (men + women)	1,694	0	0	0	183,626,670	183,626,670

Institution: University of Colorado Boulder (126614)


User ID: p1266141

Part G3 - Average Salaries for Instructional Staff by Academic Rank

Average Salary by academic rank for Full-time Instructional Staff

Annual Average Salaries, 2021-22

Men

Gender and academic rank	Total staff for salary reporting (from Part G, screen 1)	Annual Average Salaries				
		12 months	11 months	10 months	9 months	 Equated 9 months
Professors	372				152,265	152,265
Associate professors	211				108,755	108,755
Assistant professors	176				110,043	110,043
Instructors	235				71,252	71,252
Lecturers	0					
No academic rank	0					
Total men	994				116,400	116,400

Women

Gender and academic rank	Total staff for salary reporting (from Part G, screen 1)	Annual Average Salaries				
		12 months	11 months	10 months	9 months	 Equated 9 months
Professors	145				143,103	143,103
Associate professors	164				102,322	102,322
Assistant professors	142				95,764	95,764
Instructors	249				67,453	67,453
Lecturers	0					
No academic rank	0					
Total women	700				97,036	97,036
Total (men+women)	1,694				108,398	108,398




Institution: University of Colorado Boulder (126614)

User ID: p1266141

Part G4 - Salary Outlays for Non-instructional Staff

Salary Outlays for **Full-time** Non-instructional Staff

Annual Salary Outlays, 2021-22

Occupational category	 Number of full-time staff (carried forward from the Part B - FT, non-instructional staff screens)	 Total annual salary outlays
<u>Research staff</u>	924	74,237,898
<u>Public Service staff</u>	7	668,947
<u>Library and Student and Academic Affairs and Other Education Services Occupations</u> 25-4000 + 25-2000 + 25-3000 + 25-9000	497	31,349,454
<u>Management Occupations</u> 11-0000	915	100,984,908
<u>Business and Financial Operations Occupations</u> 13-0000	479	34,382,995
<u>Computer, Engineering, and Science Occupations</u> 15-0000 + 17-0000 + 19-0000	1,248	108,076,768
<u>Community, Social Service, Legal, Arts, Design, Entertainment, Sports, and Media Occupations</u> 21-0000 + 23-0000 + 27-0000	266 	26,926,818
<u>Healthcare Practitioners and Technical Occupations</u> 29-0000	101	7,443,886
<u>Service Occupations</u> 31-0000 + 33-0000 + 35-0000 + 37-0000 + 39-0000	686	28,226,066
<u>Sales and Related Occupations</u> 41-0000	1	35,000
<u>Office and Administrative Support Occupations</u> 43-0000	612	32,680,683
<u>Natural Resources, Construction, and Maintenance Occupations</u> 45-0000 + 47-0000 + 49-0000	207	12,061,979
<u>Production, Transportation, and Material Moving Occupations</u> 51-0000 + 53-0000	53	2,774,371

Institution: University of Colorado Boulder (126614)

User ID: p1266141

Part D - Part-time Staff by Occupational Category

Number of **Part-time Staff** by Occupational Category

As of November 1, 2021

- Report Hispanic/Latino individuals of any race as Hispanic/Latino
- Report race for non-Hispanic/Latino individuals only

Men

Race/ethnicity	<u>Instructional staff</u>	<u>Research staff</u>	<u>Public Service staff</u>
<u>Nonresident alien</u>	32	5	
<u>Hispanic/Latino</u>	35	3	
<u>American Indian or Alaska Native</u>			
<u>Asian</u>	26	4	
<u>Black or African American</u>	8	1	
<u>Native Hawaiian or Other Pacific Islander</u>	1		
<u>White</u>	322	89	3
Two or more races	5		
<u>Race and ethnicity unknown</u>	85	14	
Total men	514	116	3

Women

Race/ethnicity	<u>Instructional staff</u>	<u>Research staff</u>	<u>Public Service staff</u>
Nonresident alien	21	4	
Hispanic/Latino	36	4	1
American Indian or Alaska Native	1		
Asian	19	8	
Black or African American	12	1	
Native Hawaiian or Other Pacific Islander			
White	302	68	1
Two or more races	8	1	1
Race and ethnicity unknown	61	4	1
Total women	460	90	4

Total (men+women)	974	206	7
Total from prior year	975	208	8

Institution: University of Colorado Boulder (126614)

User ID: p1266141

Part D - Part-time Staff by Occupational Category

Number of **Part-time Staff** by Occupational Category

As of November 1, 2021

- Report Hispanic/Latino individuals of any race as Hispanic/Latino
- Report race for non-Hispanic/Latino individuals only

Men

Race/ethnicity	<u>Archivists, Curators, and Museum Technicians</u> 25-4010	<u>Librarians and Media Collections Specialists</u> 25-4020	<u>Library Technicians</u> 25-4030	<u>Student and Academic Affairs and Other Education Services Occupations</u> 25-2000 + 25-3000 + 25-9000	<u>Library and Student and Academic Affairs and Other Education Services Occupations</u>
<u>Nonresident alien</u>	<input type="text"/>	<input type="text"/>	<input type="text"/>	<input type="text"/>	0
<u>Hispanic/Latino</u>	<input type="text"/>	<input type="text"/>	<input type="text"/>	2	2
<u>American Indian or Alaska Native</u>	<input type="text"/>	<input type="text"/>	<input type="text"/>	<input type="text"/>	0
<u>Asian</u>	<input type="text"/>	<input type="text"/>	<input type="text"/>	1	1
<u>Black or African American</u>	<input type="text"/>	<input type="text"/>	<input type="text"/>	<input type="text"/>	0
<u>Native Hawaiian or Other Pacific Islander</u>	<input type="text"/>	<input type="text"/>	<input type="text"/>	<input type="text"/>	0
<u>White</u>	3	<input type="text"/>	<input type="text"/>	5	8
Two or more races	<input type="text"/>	<input type="text"/>	<input type="text"/>	<input type="text"/>	0
<u>Race and ethnicity unknown</u>	<input type="text"/>	<input type="text"/>	<input type="text"/>	3	3
Total men	3	0	0	11	14

Women

Race/ethnicity	<u>Archivists, Curators, and Museum Technicians</u> 25-4010	<u>Librarians and Media Collections Specialists</u> 25-4020	<u>Library Technicians</u> 25-4030	<u>Student and Academic Affairs and Other Education Services Occupations</u> 25-2000 + 25-3000 + 25-9000	<u>Library and Student and Academic Affairs and Other Education Services Occupations</u>
Nonresident alien	<input type="text"/>	<input type="text"/>	<input type="text"/>	<input type="text"/>	0
Hispanic/Latino	<input type="text"/>	<input type="text"/>	<input type="text"/>	3	3
American Indian or Alaska Native	<input type="text"/>	<input type="text"/>	<input type="text"/>	<input type="text"/>	0
Asian	<input type="text"/>	<input type="text"/>	<input type="text"/>	4	4
Black or African American	<input type="text"/>	<input type="text"/>	<input type="text"/>	<input type="text"/>	0
Native Hawaiian or Other Pacific Islander	<input type="text"/>	<input type="text"/>	<input type="text"/>	<input type="text"/>	0
White	3	<input type="text"/>	<input type="text"/>	24	27
Two or more races	<input type="text"/>	<input type="text"/>	<input type="text"/>	<input type="text"/>	0
Race and ethnicity unknown	<input type="text"/>	<input type="text"/>	<input type="text"/>	3	3
Total women	3	0	0	34	37

Total (men+women)	6	<input checked="" type="checkbox"/> 0	<input checked="" type="checkbox"/> 0	45	51
--------------------------	----------	--	--	-----------	-----------

Total from prior year	5	2	1	43	51
-----------------------	---	---	---	----	----

Institution: University of Colorado Boulder (126614)

User ID: p1266141

Part D - Part-time Staff by Occupational Category

Number of **Part-time Staff**

As of November 1, 2021

- Report Hispanic/Latino individuals of any race as Hispanic/Latino
- Report race for non-Hispanic/Latino individuals only

Men

Race/ethnicity	<u>Management Occupations</u> 11-0000	<u>Business and Financial Operations Occupations</u> 13-0000	<u>Computer, Engineering, and Science Occupations</u> 15-0000 + 17-0000 + 19-0000	<u>Community, Social Service, Legal, Arts, Design, Entertainment, Sports, and Media Occupations</u> 21-0000 + 23-0000 + 27-0000	<u>Healthcare Practitioners and Technical Occupations</u> 29-0000
<u>Nonresident alien</u>	<input type="text"/>	<input type="text"/>	<input type="text" value="4"/>	<input type="text"/>	<input type="text"/>
<u>Hispanic/Latino</u>	<input type="text"/>	<input type="text"/>	<input type="text" value="2"/>	<input type="text"/>	<input type="text"/>
<u>American Indian or Alaska Native</u>	<input type="text"/>	<input type="text"/>	<input type="text" value="1"/>	<input type="text"/>	<input type="text"/>
<u>Asian</u>	<input type="text"/>	<input type="text" value="1"/>	<input type="text" value="2"/>	<input type="text"/>	<input type="text" value="1"/>
<u>Black or African American</u>	<input type="text"/>	<input type="text"/>	<input type="text"/>	<input type="text"/>	<input type="text"/>
<u>Native Hawaiian or Other Pacific Islander</u>	<input type="text"/>	<input type="text"/>	<input type="text"/>	<input type="text"/>	<input type="text"/>
<u>White</u>	<input type="text" value="4"/>	<input type="text"/>	<input type="text" value="59"/>	<input type="text" value="9"/>	<input type="text" value="7"/>
Two or more races	<input type="text"/>	<input type="text"/>	<input type="text"/>	<input type="text"/>	<input type="text"/>
<u>Race and ethnicity unknown</u>	<input type="text" value="1"/>	<input type="text" value="1"/>	<input type="text" value="10"/>	<input type="text"/>	<input type="text" value="1"/>
Total men	5	2	78	9	9

Women

Race/ethnicity	<u>Management Occupations</u> 11-0000	<u>Business and Financial Operations Occupations</u> 13-0000	<u>Computer, Engineering, and Science Occupations</u> 15-0000 + 17-0000 + 19-0000	<u>Community, Social Service, Legal, Arts, Design, Entertainment, Sports, and Media Occupations</u> 21-0000 + 23-0000 + 27-0000	<u>Healthcare Practitioners and Technical Occupations</u> 29-0000
Nonresident alien	<input type="text"/>	<input type="text"/>	<input type="text"/>	<input type="text"/>	<input type="text"/>
Hispanic/Latino	<input type="text" value="1"/>	<input type="text" value="1"/>	<input type="text" value="8"/>	<input type="text" value="1"/>	<input type="text" value="1"/>
American Indian or Alaska Native	<input type="text"/>	<input type="text"/>	<input type="text" value="1"/>	<input type="text"/>	<input type="text"/>
Asian	<input type="text" value="5"/>	<input type="text" value="1"/>	<input type="text" value="7"/>	<input type="text"/>	<input type="text" value="2"/>
Black or African American	<input type="text"/>	<input type="text"/>	<input type="text"/>	<input type="text"/>	<input type="text"/>
Native Hawaiian or Other Pacific Islander	<input type="text"/>	<input type="text"/>	<input type="text"/>	<input type="text"/>	<input type="text"/>
White	<input type="text" value="22"/>	<input type="text" value="16"/>	<input type="text" value="91"/>	<input type="text" value="6"/>	<input type="text" value="35"/>
Two or more races	<input type="text"/>	<input type="text" value="1"/>	<input type="text" value="4"/>	<input type="text" value="1"/>	<input type="text" value="1"/>
Race and ethnicity unknown	<input type="text"/>	<input type="text" value="4"/>	<input type="text" value="9"/>	<input type="text" value="1"/>	<input type="text" value="4"/>
Total women	28	23	120	9	43

Total	33	25	198	18	52
--------------	-----------	-----------	------------	-----------	-----------

(men+women)					
Total from prior year	32	23	201	25	49

Institution: University of Colorado Boulder (126614)

User ID: p1266141

Part D - Part-time Staff by Occupational Category

Number of **Part-time Staff**

As of November 1, 2021

- Report Hispanic/Latino individuals of any race as Hispanic/Latino
- Report race for non-Hispanic/Latino individuals only

Men

Race/ethnicity	<u>Service Occupations</u> 31-0000 + 33-0000 + 35-0000 + 37-0000 + 39-0000	<u>Sales and Related</u> <u>Occupations</u> 41-0000	<u>Office and Administrative</u> <u>Support Occupations</u> 43-0000	<u>Natural Resources, Construction, and</u> <u>Maintenance Occupations</u> 45-0000 + 47-0000 + 49-0000	<u>Production, Transportation, and</u> <u>Material Moving Occupations</u> 51-0000 + 53-0000	Grand Total (All part-time staff)
<u>Nonresident alien</u>	<input type="text"/>	<input type="text"/>	<input type="text"/>	<input type="text"/>	<input type="text"/>	41
<u>Hispanic/Latino</u>	<input type="text" value="2"/>	<input type="text"/>	<input type="text"/>	<input type="text"/>	<input type="text" value="3"/>	47
<u>American Indian or Alaska Native</u>	<input type="text"/>	<input type="text"/>	<input type="text"/>	<input type="text"/>	<input type="text"/>	1
<u>Asian</u>	<input type="text"/>	<input type="text"/>	<input type="text"/>	<input type="text"/>	<input type="text"/>	35
<u>Black or African American</u>	<input type="text" value="1"/>	<input type="text"/>	<input type="text"/>	<input type="text"/>	<input type="text" value="1"/>	11
<u>Native Hawaiian or Other Pacific Islander</u>	<input type="text"/>	<input type="text"/>	<input type="text"/>	<input type="text"/>	<input type="text"/>	1
<u>White</u>	<input type="text" value="12"/>	<input type="text"/>	<input type="text" value="9"/>	<input type="text" value="3"/>	<input type="text" value="14"/>	539
Two or more races	<input type="text" value="1"/>	<input type="text"/>	<input type="text"/>	<input type="text"/>	<input type="text"/>	6
<u>Race and ethnicity unknown</u>	<input type="text" value="5"/>	<input type="text"/>	<input type="text" value="1"/>	<input type="text"/>	<input type="text" value="1"/>	122
Total men	21	0	10	3	19	803

Women

Race/ethnicity	<u>Service Occupations</u> 31-0000 + 33-0000 + 35-0000 + 37-0000 + 39-0000	<u>Sales and Related</u> <u>Occupations</u> 41-0000	<u>Office and Administrative</u> <u>Support Occupations</u> 43-0000	<u>Natural Resources, Construction, and</u> <u>Maintenance Occupations</u> 45-0000 + 47-0000 + 49-0000	<u>Production, Transportation, and</u> <u>Material Moving Occupations</u> 51-0000 + 53-0000	Grand Total (All part-time staff)
Nonresident alien	<input type="text"/>	<input type="text"/>	<input type="text"/>	<input type="text"/>	<input type="text"/>	25
Hispanic/Latino	<input type="text" value="1"/>	<input type="text"/>	<input type="text" value="6"/>	<input type="text"/>	<input type="text" value="1"/>	64
American Indian or Alaska Native	<input type="text"/>	<input type="text"/>	<input type="text"/>	<input type="text"/>	<input type="text"/>	2
Asian	<input type="text"/>	<input type="text"/>	<input type="text" value="4"/>	<input type="text"/>	<input type="text"/>	50
Black or African American	<input type="text"/>	<input type="text"/>	<input type="text"/>	<input type="text"/>	<input type="text"/>	13
Native Hawaiian or Other Pacific Islander	<input type="text"/>	<input type="text"/>	<input type="text"/>	<input type="text"/>	<input type="text"/>	0
White	<input type="text" value="10"/>	<input type="text"/>	<input type="text" value="50"/>	<input type="text"/>	<input type="text" value="5"/>	633
Two or more races	<input type="text"/>	<input type="text"/>	<input type="text" value="1"/>	<input type="text"/>	<input type="text"/>	18
<u>Race and ethnicity unknown</u>	<input type="text" value="2"/>	<input type="text"/>	<input type="text" value="7"/>	<input type="text"/>	<input type="text"/>	96

Total women	13	0	68	0	6	901
Total (men+women)	34	<input checked="" type="checkbox"/> 0	78	3	25	1,704
Total from prior year	35	2	90	4	23	1,726

Institution: University of Colorado Boulder (126614)

User ID: p1266141

Part D - Graduate assistants

Number of Graduate Assistants

As of November 1, 2021

- Report Hispanic/Latino individuals of any race as Hispanic/Latino
- Report race for non-Hispanic/Latino individuals only

Men

Race/ethnicity	Teaching 25-9044	Research	Other 11-0000, 13-0000, 15-0000, 17-0000, 19-0000, 21-0000, 23-0000, 27-0000, 25-4000, 25-4010, 25-4020, 25-4030, 25-2000, 25-3000, 25-9000, 29-0000	Total
<u>Nonresident alien</u>	129	255	11	395
<u>Hispanic/Latino</u>	56	45	10	111
<u>American Indian or Alaska Native</u>	2	3		5
<u>Asian</u>	21	41	6	68
<u>Black or African American</u>	13	6	4	23
<u>Native Hawaiian or Other Pacific Islander</u>				0
<u>White</u>	310	373	63	746
Two or more races	10	14	4	28
<u>Race and ethnicity unknown</u>	65	163	17	245
Total men	606	900	115	1,621

Women

Race/ethnicity	Teaching 25-9044	Research	Other 11-0000, 13-0000, 15-0000, 17-0000, 19-0000, 21-0000, 23-0000, 27-0000, 25-4000, 25-4010, 25-4020, 25-4030, 25-2000, 25-3000, 25-9000, 29-0000	Total
Nonresident alien	84	104	7	195
Hispanic/Latino	38	43	12	93
American Indian or Alaska Native	3	4	1	8
Asian	34	27	8	69
Black or African American	13	6	6	25
Native Hawaiian or Other Pacific Islander		1		1
White	266	282	46	594
Two or more races	15	9	1	25
Race and ethnicity unknown	48	76	11	135
Total women	501	552	92	1,145

Total (men+women)	1,107	1,452	<input checked="" type="checkbox"/> 207	2,766
Total from prior year	1,215	1,369	112	2,696

Institution: University of Colorado Boulder (126614)

User ID: p1266141

Part E - Part-time Staff by Occupational Category and Tenure Status

Number of **Part-time Staff**

As of November 1, 2021

Occupational category		With <u>Faculty Status</u>						Without Faculty Status	Total
		<u>Tenured</u>	<u>On Tenure Track</u>	<u>Not on Tenure Track</u>					
				<u>Multi-year</u>	<u>Annual contract</u>	<u>Less-than-annual contract</u>	<u>Indefinite duration (continuing or at-will)</u>		
<u>Primarily Instruction</u>		1	0	0	97	554	70	248	970
	① Exclusively credit	1			96	546	63	248	954
	① Exclusively not-for-credit				1	8	7		16
	Combined credit/not-for-credit								0
<u>Instruction/research/public service staff</u>		3	1						4
<u>Research staff</u>					1		205		206
<u>Public Service staff</u>					5		2		7
<u>Archivists, Curators, and Museum Technicians</u> <u>25-4010</u>								6	6
<u>Librarians and Media Collections Specialists</u> <u>25-4020</u>									0
<u>Library Technicians</u> <u>25-4030</u>									0
① <u>Student and Academic Affairs and Other Education Services Occupations</u> <u>25-2000 + 25-3000 + 25-9000</u>								45	45
<u>Management Occupations</u> <u>11-0000</u>		1					1	31	33
<u>Business and Financial Operations Occupations</u> <u>13-0000</u>								25	25
<u>Computer, Engineering, and Science Occupations</u> <u>15-0000 + 17-0000 + 19-0000</u>								198	198
<u>Community, Social Service, Legal, Arts, Design, Entertainment, Sports, and Media Occupations</u> <u>21-0000 + 23-0000 + 27-0000</u>								18	18
<u>Healthcare Practitioners and Technical Occupations</u> <u>29-0000</u>								52	52
Total		5	1	0	103	554	278	623	1,564
Total from prior year		4	1		133	509	304	621	1,572

Institution: University of Colorado Boulder (126614)

User ID: p1266141

Part F - Part-time Summary

Summary of Part-time Staff

As of November 1, 2021

Occupational category		With Faculty Status					Without Faculty Status	Total	
		Tenured	On Tenure Track	Not on Tenure Track					
				Multi-year	Annual contract	Less-than-annual contract			Indefinite duration (continuing or at-will)
Primarily Instruction		1	0	0	97	554	70	248	970
	Exclusively credit	1			96	546	63	248	954
	Exclusively not-for-credit				1	8	7		16
	Combined credit/not-for-credit								0
Instruction/research/public service staff		3	1						4
Research staff					1		205		206
Public Service staff					5		2		7
Archivists, Curators, and Museum Technicians 25-4010								6	6
Librarians and Media Collections Specialists 25-4020									0
Library Technicians 25-4030									0
Student and Academic Affairs and Other Education Services Occupations 25-2000 + 25-3000 + 25-9000								45	45
Management Occupations 11-0000		1					1	31	33
Business and Financial Operations Occupations 13-0000								25	25
Computer, Engineering, and Science Occupations 15-0000 + 17-0000 + 19-0000								198	198
Community, Social Service, Legal, Arts, Design, Entertainment, Sports, and Media Occupations 21-0000 + 23-0000 + 27-0000								18	18
Healthcare Practitioners and Technical Occupations 29-0000								52	52
Service Occupations 31-0000 + 33-0000 + 35-0000 + 37-0000 + 39-0000									34
Sales and Related Occupations 41-0000									0
Office and Administrative Support Occupations 43-0000									78
Natural Resources, Construction, and Maintenance Occupations 45-0000 + 47-0000 + 49-0000									3
Production, Transportation, and Material Moving Occupations 51-0000 + 53-0000									25
Graduate Assistants									2,766
	Teaching 25-9044								1,107

	Research		1,452
	Other 11-0000, 13-0000, 15-0000, 17-0000, 19-0000, 21-0000, 23-0000, 27-0000, 25-4000, 25-4010, 25-4020, 25-4030, 25-2000, 25-3000, 25-9000, 29-0000		207
Total			4,470

Institution: University of Colorado Boulder (126614)

User ID: p1266141

Part H - New Hires, Full-time Instructional Staff by Tenure Status

Number of Newly Hired Full-time Permanent Instructional Staff

(Hired full-time between November 1, 2020 - October 31, 2021)

- Report Hispanic/Latino individuals of any race as Hispanic/Latino
- Report race for non-Hispanic/Latino individuals only
- Include Primarily Instruction and Instruction Combined with Research and Public Service

Men

Race/ethnicity	With <u>Faculty Status</u>						Without Faculty Status	Total
	<u>Tenured</u>	<u>On Tenure Track</u>	<u>Not on Tenure Track</u>					
			<u>Multi-year</u>	<u>Annual contract</u>	<u>Less-than-annual contract</u>	<u>Indefinite duration (continuing or at-will)</u>		
<u>Nonresident alien</u>	<input type="text"/>	<input type="text" value="4"/>	<input type="text"/>	<input type="text" value="3"/>	<input type="text"/>	<input type="text"/>	<input type="text"/>	<input type="text" value="7"/>
<u>Hispanic/Latino</u>	<input type="text" value="1"/>	<input type="text" value="2"/>	<input type="text"/>	<input type="text"/>	<input type="text"/>	<input type="text"/>	<input type="text"/>	<input type="text" value="3"/>
<u>American Indian or Alaska Native</u>	<input type="text"/>	<input type="text"/>	<input type="text"/>	<input type="text"/>	<input type="text"/>	<input type="text"/>	<input type="text"/>	<input type="text" value="0"/>
<u>Asian</u>	<input type="text" value="1"/>	<input type="text"/>	<input type="text"/>	<input type="text" value="2"/>	<input type="text"/>	<input type="text"/>	<input type="text"/>	<input type="text" value="3"/>
<u>Black or African American</u>	<input type="text"/>	<input type="text" value="2"/>	<input type="text"/>	<input type="text" value="1"/>	<input type="text"/>	<input type="text"/>	<input type="text"/>	<input type="text" value="3"/>
<u>Native Hawaiian or Other Pacific Islander</u>	<input type="text"/>	<input type="text"/>	<input type="text"/>	<input type="text"/>	<input type="text"/>	<input type="text"/>	<input type="text"/>	<input type="text" value="0"/>
<u>White</u>	<input type="text"/>	<input type="text"/>	<input type="text"/>	<input type="text" value="4"/>	<input type="text"/>	<input type="text"/>	<input type="text"/>	<input type="text" value="4"/>
Two or more races	<input type="text"/>	<input type="text"/>	<input type="text"/>	<input type="text"/>	<input type="text"/>	<input type="text"/>	<input type="text"/>	<input type="text" value="0"/>
<u>Race and ethnicity unknown</u>	<input type="text" value="1"/>	<input type="text" value="1"/>	<input type="text"/>	<input type="text" value="1"/>	<input type="text"/>	<input type="text"/>	<input type="text"/>	<input type="text" value="3"/>
Total men	3	9	0	11	0	0	0	23

Women

Race/ethnicity	With <u>Faculty Status</u>						Without Faculty Status	Total
	<u>Tenured</u>	<u>On Tenure Track</u>	<u>Not on Tenure Track</u>					
			<u>Multi-year</u>	<u>Annual contract</u>	<u>Less-than-annual contract</u>	<u>Indefinite duration (continuing or at-will)</u>		
Nonresident alien	<input type="text" value="1"/>	<input type="text" value="2"/>	<input type="text"/>	<input type="text" value="3"/>	<input type="text"/>	<input type="text"/>	<input type="text"/>	<input type="text" value="6"/>
Hispanic/Latino	<input type="text" value="1"/>	<input type="text"/>	<input type="text"/>	<input type="text" value="1"/>	<input type="text"/>	<input type="text"/>	<input type="text"/>	<input type="text" value="2"/>
American Indian or Alaska Native	<input type="text"/>	<input type="text"/>	<input type="text"/>	<input type="text"/>	<input type="text"/>	<input type="text"/>	<input type="text"/>	<input type="text" value="0"/>
Asian	<input type="text"/>	<input type="text" value="2"/>	<input type="text"/>	<input type="text" value="1"/>	<input type="text"/>	<input type="text"/>	<input type="text"/>	<input type="text" value="3"/>
Black or African American	<input type="text" value="1"/>	<input type="text" value="2"/>	<input type="text"/>	<input type="text"/>	<input type="text"/>	<input type="text"/>	<input type="text"/>	<input type="text" value="3"/>
Native Hawaiian or Other Pacific Islander	<input type="text"/>	<input type="text"/>	<input type="text"/>	<input type="text"/>	<input type="text"/>	<input type="text"/>	<input type="text"/>	<input type="text" value="0"/>
White	<input type="text"/>	<input type="text" value="2"/>	<input type="text"/>	<input type="text" value="5"/>	<input type="text"/>	<input type="text"/>	<input type="text"/>	<input type="text" value="7"/>
Two or more races	<input type="text"/>	<input type="text"/>	<input type="text"/>	<input type="text"/>	<input type="text"/>	<input type="text"/>	<input type="text"/>	<input type="text" value="0"/>
Race and ethnicity unknown	<input type="text"/>	<input type="text" value="1"/>	<input type="text"/>	<input type="text"/>	<input type="text"/>	<input type="text"/>	<input type="text"/>	<input type="text" value="1"/>
Total women	3	9	0	10	0	0	0	22
Total (men+women)	6	18	0	21	0	0	0	45

Institution: University of Colorado Boulder (126614)

User ID: p1266141

Part H - New Hires, Full-time Staff by Occupational Category

Number of Newly Hired Full-time Staff

(Hired full-time between November 1, 2020 - October 31, 2021)

- Report Hispanic/Latino individuals of any race as Hispanic/Latino
- Report race for non-Hispanic/Latino individuals only

Men

Race/ethnicity	<u>Instructional Staff</u> (from Part H, screen 1)	<u>Research staff</u>	<u>Public Service staff</u>	<u>Library and Student and Academic Affairs and Other Education Services Occupations</u> 25-4000 + 25-2000 + 25-3000 + 25-9000
<u>Nonresident alien</u>	7	44		
<u>Hispanic/Latino</u>	3	1		
<u>American Indian or Alaska Native</u>	0	1		
<u>Asian</u>	3	17		1
<u>Black or African American</u>	3		1	
<u>Native Hawaiian or Other Pacific Islander</u>	0			
<u>White</u>	4	36		
Two or more races	0	1		
<u>Race and ethnicity unknown</u>	3	2		
Total men	23	102	1	1

Women

Race/ethnicity	<u>Instructional Staff</u> (from Part H, screen 1)	<u>Research staff</u>	<u>Public Service staff</u>	<u>Library and Student and Academic Affairs and Other Education Services Occupations</u> 25-4000 + 25-2000 + 25-3000 + 25-9000
Nonresident alien	6	25		
Hispanic/Latino	2	6		1
American Indian or Alaska Native	0			
Asian	3	3		
Black or African American	3	1		
Native Hawaiian or Other Pacific Islander	0			
White	7	35		1
Two or more races	0	3		
Race and ethnicity unknown	1	2		
Total women	22	75	0	2
Total (men+women)	45	177	1	3

Institution: University of Colorado Boulder (126614)

User ID: p1266141

Part H - New Hires, Full-time Staff by Occupational Category

Number of Newly Hired Full-time Staff

(Hired full-time between November 1, 2020 - October 31, 2021)

- Report Hispanic/Latino individuals of any race as Hispanic/Latino
- Report race for non-Hispanic/Latino individuals only

Men

Race/ethnicity	<u>Management Occupations</u> 11-0000	<u>Business and Financial Operations Occupations</u> 13-0000	<u>Computer, Engineering, and Science Occupations</u> 15-0000 + 17-0000 + 19-0000	<u>Community, Social Service, Legal, Arts, Design, Entertainment, Sports, and Media Occupations</u> 21-0000 + 23-0000 + 27-0000	<u>Healthcare Practitioners and Technical Occupations</u> 29-0000
<u>Nonresident alien</u>	<input type="text"/>	<input type="text" value="1"/>	<input type="text" value="7"/>	<input type="text"/>	<input type="text" value="1"/>
<u>Hispanic/Latino</u>	<input type="text" value="2"/>	<input type="text"/>	<input type="text" value="5"/>	<input type="text"/>	<input type="text"/>
<u>American Indian or Alaska Native</u>	<input type="text"/>	<input type="text"/>	<input type="text"/>	<input type="text"/>	<input type="text"/>
<u>Asian</u>	<input type="text" value="1"/>	<input type="text"/>	<input type="text" value="4"/>	<input type="text" value="1"/>	<input type="text"/>
<u>Black or African American</u>	<input type="text" value="1"/>	<input type="text" value="1"/>	<input type="text" value="1"/>	<input type="text" value="1"/>	<input type="text"/>
<u>Native Hawaiian or Other Pacific Islander</u>	<input type="text"/>	<input type="text"/>	<input type="text"/>	<input type="text"/>	<input type="text"/>
<u>White</u>	<input type="text" value="17"/>	<input type="text" value="8"/>	<input type="text" value="41"/>	<input type="text" value="16"/>	<input type="text" value="2"/>
Two or more races	<input type="text"/>	<input type="text" value="1"/>	<input type="text" value="2"/>	<input type="text"/>	<input type="text"/>
<u>Race and ethnicity unknown</u>	<input type="text" value="1"/>	<input type="text" value="1"/>	<input type="text" value="3"/>	<input type="text"/>	<input type="text"/>
Total men	22	12	63	18	3

Women

Race/ethnicity	<u>Management Occupations</u> 11-0000	<u>Business and Financial Operations Occupations</u> 13-0000	<u>Computer, Engineering, and Science Occupations</u> 15-0000 + 17-0000 + 19-0000	<u>Community, Social Service, Legal, Arts, Design, Entertainment, Sports, and Media Occupations</u> 21-0000 + 23-0000 + 27-0000	<u>Healthcare Practitioners and Technical Occupations</u> 29-0000
Nonresident alien	<input type="text"/>	<input type="text"/>	<input type="text" value="1"/>	<input type="text"/>	<input type="text"/>
Hispanic/Latino	<input type="text" value="4"/>	<input type="text" value="2"/>	<input type="text" value="3"/>	<input type="text" value="1"/>	<input type="text" value="3"/>
American Indian or Alaska Native	<input type="text"/>	<input type="text" value="1"/>	<input type="text" value="1"/>	<input type="text"/>	<input type="text"/>
Asian	<input type="text" value="1"/>	<input type="text" value="1"/>	<input type="text" value="2"/>	<input type="text"/>	<input type="text" value="1"/>
Black or African American	<input type="text" value="2"/>	<input type="text" value="3"/>	<input type="text" value="1"/>	<input type="text"/>	<input type="text" value="3"/>
Native Hawaiian or Other Pacific Islander	<input type="text"/>	<input type="text"/>	<input type="text"/>	<input type="text"/>	<input type="text"/>
White	<input type="text" value="8"/>	<input type="text" value="24"/>	<input type="text" value="36"/>	<input type="text" value="19"/>	<input type="text" value="13"/>
Two or more races	<input type="text"/>	<input type="text"/>	<input type="text" value="1"/>	<input type="text" value="1"/>	<input type="text"/>
Race and ethnicity unknown	<input type="text"/>	<input type="text"/>	<input type="text" value="5"/>	<input type="text" value="1"/>	<input type="text" value="2"/>
Total women	15	31	50	22	22

Total	37	43	113	40	25
--------------	-----------	-----------	------------	-----------	-----------

(men+women)				
-------------	--	--	--	--

Institution: University of Colorado Boulder (126614)

User ID: p1266141

Part H - New Hires, Full-time Staff by Occupational Category

Number of Newly Hired Full-time Staff

(Hired full-time between November 1, 2020 - October 31, 2021)

- Report Hispanic/Latino individuals of any race as Hispanic/Latino
- Report race for non-Hispanic/Latino individuals only

Men

Race/ethnicity	<u>Service Occupations</u> 31-0000 + 33-0000 + 35-0000 + 37-0000 + 39-0000	<u>Sales and Related Occupations</u> 41-0000	<u>Office and Administrative Support Occupations</u> 43-0000	<u>Natural Resources, Construction, and Maintenance Occupations</u> 45-0000 + 47-0000 + 49-0000	<u>Production, Transportation, and Material Moving Occupations</u> 51-0000 + 53-0000	Grand Total (All full-time new hires)
<u>Nonresident alien</u>	<input type="text"/>	<input type="text"/>	<input type="text"/>	<input type="text"/>	<input type="text"/>	60
<u>Hispanic/Latino</u>	<input type="text" value="9"/>	<input type="text"/>	<input type="text" value="4"/>	<input type="text" value="4"/>	<input type="text"/>	28
<u>American Indian or Alaska Native</u>	<input type="text"/>	<input type="text"/>	<input type="text"/>	<input type="text"/>	<input type="text"/>	1
<u>Asian</u>	<input type="text" value="9"/>	<input type="text"/>	<input type="text"/>	<input type="text"/>	<input type="text"/>	36
<u>Black or African American</u>	<input type="text"/>	<input type="text"/>	<input type="text" value="1"/>	<input type="text"/>	<input type="text"/>	9
<u>Native Hawaiian or Other Pacific Islander</u>	<input type="text"/>	<input type="text"/>	<input type="text"/>	<input type="text"/>	<input type="text"/>	0
<u>White</u>	<input type="text" value="12"/>	<input type="text"/>	<input type="text" value="17"/>	<input type="text" value="7"/>	<input type="text" value="4"/>	164
Two or more races	<input type="text"/>	<input type="text"/>	<input type="text"/>	<input type="text"/>	<input type="text"/>	4
<u>Race and ethnicity unknown</u>	<input type="text" value="1"/>	<input type="text"/>	<input type="text" value="1"/>	<input type="text" value="1"/>	<input type="text" value="1"/>	14
Total men	31	0	23	12	5	316

Women

Race/ethnicity	<u>Service Occupations</u> 31-0000 + 33-0000 + 35-0000 + 37-0000 + 39-0000	<u>Sales and Related Occupations</u> 41-0000	<u>Office and Administrative Support Occupations</u> 43-0000	<u>Natural Resources, Construction, and Maintenance Occupations</u> 45-0000 + 47-0000 + 49-0000	<u>Production, Transportation, and Material Moving Occupations</u> 51-0000 + 53-0000	Grand Total (All full-time new hires)
Nonresident alien	<input type="text"/>	<input type="text"/>	<input type="text"/>	<input type="text"/>	<input type="text"/>	32
Hispanic/Latino	<input type="text" value="5"/>	<input type="text"/>	<input type="text" value="4"/>	<input type="text"/>	<input type="text"/>	31
American Indian or Alaska Native	<input type="text"/>	<input type="text"/>	<input type="text"/>	<input type="text"/>	<input type="text"/>	2
Asian	<input type="text" value="9"/>	<input type="text"/>	<input type="text" value="1"/>	<input type="text"/>	<input type="text"/>	21
Black or African American	<input type="text"/>	<input type="text"/>	<input type="text" value="2"/>	<input type="text"/>	<input type="text"/>	15
Native Hawaiian or Other Pacific Islander	<input type="text"/>	<input type="text"/>	<input type="text"/>	<input type="text"/>	<input type="text"/>	0
White	<input type="text" value="7"/>	<input type="text"/>	<input type="text" value="33"/>	<input type="text"/>	<input type="text" value="1"/>	184
Two or more races	<input type="text"/>	<input type="text"/>	<input type="text" value="2"/>	<input type="text"/>	<input type="text"/>	7

Race and ethnicity unknown	<div>1</div>	<div></div>	<div>3</div>	<div></div>	<div></div>	15
Total women	22	0	45	0	1	307

Total (men+women)	53	0	68	12	6	623
-------------------	----	---	----	----	---	-----

Institution: University of Colorado Boulder (126614)

User ID: p1266141

Human Resources Survey Evaluation

Were any staff members difficult to categorize? If so, please explain in the box below.

Yes. Colorado allows gender X so these individuals are not submitted in this report since IPEDS does not collect information on individuals who identify as gender neutral.

Prepared by

Prepared by

Reporting Reminders:

- The name of the preparer is being collected so that we can follow up with the appropriate person in the event that there are questions concerning the data.
- The Keyholder will be copied on all email correspondence to other preparers.
- The time it took to prepare this component is being collected so that we can continue to improve our estimate of the reporting burden associated with IPEDS.
- Please include in your estimate the time it took for you to review instructions, query and search data sources, complete and review the component, and submit the data through the Data Collection System.
- Thank you for your assistance.

This survey component was prepared by:

<input checked="" type="radio"/>	Keyholder	<input type="radio"/>	SFA Contact	<input type="radio"/>	HR Contact
<input type="radio"/>	Finance Contact	<input type="radio"/>	Academic Library Contact	<input type="radio"/>	Other

Name: Robert Stubbs

Email: Robert.Stubbs@colorado.edu

How many staff from your institution only were involved in the data collection and reporting process of this survey component?

3.00 Number of Staff (including yourself)

How many hours did you and others from your institution only spend on each of the steps below when responding to this survey component?
Exclude the hours spent collecting data for state and other reporting purposes.

Staff member	Collecting Data Needed	Revising Data to Match IPEDS Requirements	Entering Data	Revising and Locking Data
Your office	4.00 hours	3.00 hours	2.00 hours	0.50 hours
Other offices	hours	hours	hours	hours

Institution: University of Colorado Boulder (126614)

User ID: p1266141

Summary

Human Resources Component Summary

IPEDS collects important information regarding your institution. All data reported in IPEDS survey components become available in the IPEDS Data Center and appear as aggregated data in various Department of Education reports. Additionally, some of the reported data appears specifically for your institution through the College Navigator website and is included in your institution's Data Feedback Report (DFR). The purpose of this summary is to provide you an opportunity to view some of the data that, when accepted through the IPEDS quality control process, will appear on the College Navigator website and/or your DFR. College Navigator is updated approximately three months after the data collection period closes and Data Feedback Reports will be available through the [Data Center](#) and sent to your institution's CEO in November 2021.

Please review your data for accuracy. If you have questions about the data displayed below after reviewing the data reported on the survey screens, please contact the IPEDS Help Desk at: 1-877-225-2568 or ipedshelp@rti.org.

Number of staff by employment status and occupational category: Fall 2021			
Occupational category	Reported values		FTE staff
	Number of full-time staff	Number of part-time staff	
Total number of staff	7,690	1,704	8,258
Instructional Staff	1,694	974	2,019
Primary Instruction	1,694	970	2,017
Exclusively credit	480	954	798
Exclusively not-for-credit	4	16	9
Combined credit/not-for-credit	1,210	0	1,210
Instruction/research/public service	0	4	1
Research Staff	924	206	993
Public Service Staff	7	7	9
Library and Student and Academic Affairs and Other Education Services Occupations SOC	497	51	514
Librarians, Curators, and Archivists SOC 25-4000	78	6	80
Archivists, Curators, and Museum Technicians SOC 25-4010	4	6	6
Librarians SOC 25-4020	60	0	60
Library Technicians SOC 25-4030	14	0	14
Student and Academic Affairs and Other Education Services Occupations SOC 25-2000 + 25-3000 + 25-9000	419	45	434
Management Occupations SOC 11-0000	915	33	926
Business and Financial Operations Occupations SOC 13-0000	479	25	487
Computer, Engineering, and Science Occupations SOC 15-0000 + 17-0000 + 19-0000	1,248	198	1,314
Community, Social Service, Legal, Arts, Design, Entertainment, Sports and Media Occupations SOC 21-0000 + 23-0000 + 27-0000	266	18	272
Healthcare Practitioners and Technical Occupations SOC 29-0000	101	52	118
Service Occupations SOC 31-0000 + 33-0000 + 35-0000 + 37-0000 + 39-0000	686	34	697
Sales and Related Occupations SOC 41-0000	1	0	1

Office and Administrative Support Occupations SOC 43-0000	612	78	638
Natural Resources, Construction, and Maintenance Occupations SOC 45-0000 + 47-0000 + 49-0000	207	3	208
Production, Transportation, and Material Moving Occupations SOC 51-0000 + 53-0000	53	25	61

NOTE: Full-time-equivalent (FTE) staff is calculated by summing the total number of full-time staff and adding one-third of the total number of part-time staff. Graduate assistants are not included in the above figures. Many of the FTE figures may be included in the DFR.

Salaries of full-time instructional staff by contract length and academic rank:
Academic year

Academic rank	Months Covered by Annual Salary				Total Staff for Salary reporting	Total Number of Months	Salary Outlays	Weighted Average Monthly Salaries
	12 months	11 months	10 months	9 months				
All Ranks				1,694	1,694	15,246	\$183,626,670	\$12,044
Professor				517	517	4,653	\$77,392,637	\$16,633
Associate professor				375	375	3,375	\$39,728,184	\$11,771
Assistant professor				318	318	2,862	\$32,965,988	\$11,519
Instructor				484	484	4,356	\$33,539,861	\$7,700
Lecturer								
No academic rank								

NOTE: The above data are based on the Salary Outlays part of the IPEDS HR component. The Weighted average monthly salaries of full-time instructional staff by academic rank are calculated by adding the salary outlays reported for Men plus Women by academic rank, then dividing the sum by the "Total Number of Months" for Men plus Women by academic rank. Salaries of full-time instructional staff paid less than 9 months per year are not collected. Also, salaries of medical school staff are not collected. The weighted average monthly salaries may be included in the DFR.

Edit Report

Human Resources

Source	Description	Severity	Resolved	Options
Global Edits				
Perform Edits	Annual Average Salaries (equated 9 months) for any gender and academic rank should be between \$9,000 and \$144,000. The calculated average for the academic rank Professors, men is \$152,265. Please correct your data or explain. (Error #1762)	Explanation	Yes	
Reason	The calculated amount matches internal audits to ensure accuracy and consistency - this figure is correct.			
Related Screens	G3 - Average Salaries for Instructional Staff by Academic Rank			
Screen: A1 - FT Instructional, Rank and Tenure - On Tenure Track				
Screen Entry	The percent of these staff (men + women) whose race/ethnicity is unknown is greater than expected. Please correct your data or explain. (Error #1302)	Explanation	Yes	
Reason	The calculated amount matches internal audits to ensure accuracy and consistency - this figure is correct.			
Screen: G2 - Salary Outlays, Instructional Staff				
Perform Edits	You reported full-time men (9 months) Professor earning \$56,642,686 in total outlays. This equates to \$16,918.40 per month for these staff. Please review your data and make any necessary corrections or explain the discrepancy. (Error #1635)	Explanation	Yes	
Reason	The calculated amount matches internal audits to ensure accuracy and consistency - this figure is correct.			
Related Screens	Part G2 - Salary Outlays for Instructional Staff			
Screen: G4 - Salary Outlays, Non-instructional Staff				
Perform Edits	The amount entered in Part G for Total annual salary outlays for Community, Social Service, Legal, Arts, Design, Entertainment, Sports, and Media Occupations (\$26,926,818) is outside the expected range of between \$7,714,000 and \$26,866,000 based on an estimated average salary of between \$29,000 and \$101,000 per individual for this category. Please correct your data or explain. (Error #1374)	Explanation	Yes	
Reason	The calculated amount matches internal audits to ensure accuracy and consistency - this figure is correct.			
Related Screens	G - Salary Outlays, Non-instructional Staff			
Screen: D - PT Staff, Occupation - 2				
Screen Entry	This number(0) is outside the expected range of between 1 and 30 based on the prior year value. Please correct your data or explain. (Error #1387)	Explanation	Yes	
Reason	The calculated amount matches internal audits to ensure accuracy and consistency - this figure is correct.			
Screen Entry	This number(0) is outside the expected range of between 1 and 30 based on the prior year value. Please correct your data or explain. (Error #1387)	Explanation	Yes	
Reason	The calculated amount matches internal audits to ensure accuracy and consistency - this figure is correct.			
Screen: D - PT Staff, Occupation - 4				
Screen Entry	This number(0) is outside the expected range of between 1 and 30 based on the prior year value. Please correct your data or explain. (Error #1387)	Explanation	Yes	
Reason	The calculated amount matches internal audits to ensure accuracy and consistency - this figure is correct.			
Screen: D - Graduate Assistants				

Screen Entry	This number(207) is outside the expected range of between 73 and 151 based on the prior year value. Please correct your data or explain. (Error #1387)	Explanation	Yes	
Reason	The calculated amount matches internal audits to ensure accuracy and consistency - this figure is correct.			