

IPEDS 2021-22 Data Collection System

IPEDS HELP DESK (877) 225-2568 | ipedshelp@rti.org

OMB NO. 1850-0582 v.29 : Approval Expires 8/31/2022

User ID: p1266141

Student Financial Aid 2021-22

Institution: University of Colorado Boulder (126614)

User ID: p1266141

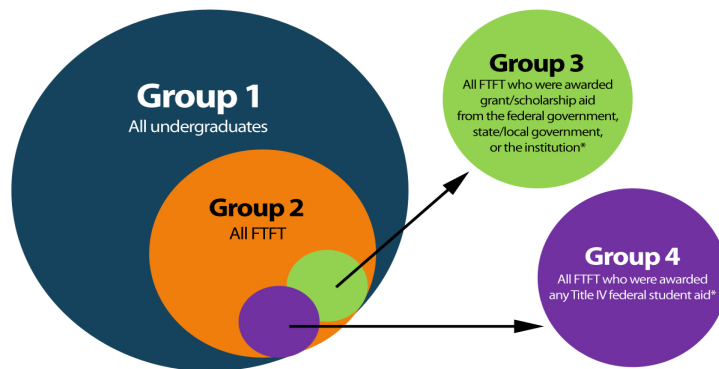
Overview

IPEDS Student Financial Aid Component Overview - Public Academic Reporters

Welcome to the Student Financial Aid (SFA) component. The purpose of the SFA component is to collect information about financial aid provided to various groups of undergraduate students and military/veteran educational benefits for all students at your institution.

Data Reporting Reminders:

- Report data to accurately reflect the time period corresponding with the IPEDS survey component, even if such reporting is seemingly inconsistent with prior-year reporting. For example, if a summer term began later than usual due to Coronavirus Pandemic postponements, continue to report using the timeframes as defined in the IPEDS instructions. NCES expects that some data reported during the 2021-22 data collection year will vary from established prior trends due to the impacts of Coronavirus Pandemic. If an error edit is triggered even when submitting accurate data, please indicate in the corresponding context box or verbally to the Help Desk that the seemingly inconsistent data are accurate and reflect the effects of Coronavirus Pandemic.
- Undergraduate Student Groups
You will be asked to report information for different groups of students.
 - Group 1: All undergraduate students
 - Group 2: Of Group 1, full-time, first-time degree/certificate-seeking students (FTFT)
 - Group 3: Of Group 2, FTFT students who paid the in-state/in-district tuition rate and were awarded any grant/scholarship aid from the federal government, state/local government, or the institution
 - Group 4: Of Group 2, FTFT students who paid the in-state/in-district tuition rate and were awarded any Title IV federal student aid



*For public institutions, include only those students paying the in-state or in-district tuition rate. For program reporters, include only those students enrolled in the institution's largest program.

- COA Revisions
Revisions to Cost of Attendance (COA) used to calculate the net price of attendance can be made in this component. Consult the instructions and screens to make sure you are reporting the correct aid amounts for the correct groups of students.
- College Affordability and Transparency Lists
Net price amounts calculated in SFA will be used to populate the U.S. Department of Education's College Affordability and Transparency lists.
- Interactive Edits and Error Messages
SFA contains interactive edits that will check for blank fields, invalid values, or values that fall outside expected ranges. Some error messages will require you to confirm or explain the values that you entered. Some error messages are fatal and will require you to contact the IPEDS Help Desk at (877) 225-2568 for resolution.
- Context Boxes
You will find optional text boxes throughout SFA. Context boxes allow you to provide more information about the data you enter. Some of these context boxes may be made available to the public on College Navigator, so make sure that the information you enter can be understood easily by students, parents, and the general public.

Changes to reporting for 2021-22:

There is a new FAQ about reporting financial aid awards for students who attend in the summer.

Resources:

- To download the survey materials for this component: [Survey Materials](#)
- To access your prior year data submission for this component: [Reported Data](#)

If you have questions about completing this survey, please contact the IPEDS Help Desk at 1-877-225-2568.

Institution: University of Colorado Boulder (126614)

User ID: p1266141

Section 1: Part A

Part A - Establish Your Groups

Reporting Reminders:

- Part A establishes the number of students in various groups. Note that the numbers on this screen will be carried forward to other parts of the Student Financial Aid component.
- In the fields below, report the number of students in each of the following groups.

		i Fall 2020	YOUR PRIOR YEAR DATA
			Fall 2019
01	Group 1 All <u>undergraduate</u> students	30,307	31,098
02	Group 2 Of those in Group 1, those who are <u>full-time</u> , <u>first-time</u> degree/certificate-seeking	6,230	7,038
02a	Of those in Group 2, those who were awarded any <u>Federal Work Study</u> , <u>loans to students</u> , or grant or scholarship aid from the federal government, state/local government, the institution, or other sources known to the institution	4,070	4,685
02b	Of those in Group 2, those who were awarded any <u>loans to students</u> or grant or scholarship aid from the federal government, state/local government, or the institution	3,922	4,495
03	Group 3 Of those in Group 2, those who paid the in-state or in-district tuition rate and who were awarded grant or scholarship aid from the federal government, state/local government, or the institution	2,117	2,352
04	Group 4 Of those in Group 2, those who paid the in-state or in-district tuition rate and who were awarded any <u>Title IV federal student aid</u>	1,442	1,705

Section 1: Part B

Part B - Enter Information About Group 1

Reporting Reminders:


- Group 1 students are **ALL undergraduate** students (including first-time students) enrolled in Fall 2020.
- For this part, report:

For These Students	The Following Type(s) of Aid	Awarded in This Period
<ul style="list-style-type: none">• All undergraduate students enrolled in Fall 2020	<ul style="list-style-type: none">• Grant or scholarship aid from:<ul style="list-style-type: none">◦ federal government◦ state/local government◦ the institution◦ other sources known to the institution• Loans to students from:<ul style="list-style-type: none">◦ the federal government	<ul style="list-style-type: none">• Any time during academic year 2020-21

- In the fields below, report the number of Group 1 students and the total amount of aid awarded to these students for each type of aid.

Information from Part A	Fall 2020
Group 1: All undergraduate students (This number is carried forward from Part A, Line 01.)	30,307

Aid Type		2020-21			
		Number of Group 1 students who were awarded aid	Percentage of Group 1 students who were awarded aid	Total amount of aid awarded to Group 1 students	Average amount of aid awarded to Group 1 students
01	Grant or scholarship aid from the federal government, state/local government, the institution, and other sources known to the institution (Do NOT include federal student loans)	16,634	55	171,084,859	10,285
	02 Pell Grants	4,638	15	22,568,511	4,866
03	Federal student loans	7,492	25	46,432,667	6,198

 You may use the box below to provide additional context for the data you have reported above. Context notes will be posted on the College Navigator website. Therefore, you should write all context notes using proper grammar (e.g., complete sentences with punctuation) and common language that can be easily understood by students and parents (e.g., spell out acronyms).

Non-applicable

Institution: University of Colorado Boulder (126614)

User ID: p1266141

Section 1: Part C, Page 1

Part C, Page 1 - Enter Information about Group 2

Reporting Reminders:

- Group 2 students are all full-time, first-time degree/certificate-seeking undergraduate students enrolled in Fall 2020.
- In the fields below, report the number of Group 2 students paying in-district, in-state, and out-of-state tuition rates. If your institution does not offer different rates, report all students as paying in-state tuition rates.

Information from Part A	Fall 2020
Group 2: Full-time, first-time degree/certificate-seeking undergraduates (This number is carried forward from Part A, Line 02)	6,230

Group 2 students:			Fall 2020		YOUR PRIOR YEAR DATA
			Fall 2020		Fall 2019
			Number of Group 2 students	Percentage of Group 2 students	Percentage of Group 2 students
01	01a	<u>paying in-district tuition rates</u>	<input type="text" value="0"/>	0	0
	01b	<u>paying in-state tuition rates</u>	<input type="text" value="3,440"/>	55	53
	01c	<u>paying out-of-state tuition rates</u>	<input type="text" value="2,790"/>	45	47
	01d	Unknown (calculated value) This value is calculated using the following formula: [A02-(C01a+C01b+C01c)]	0	0	0

Institution: University of Colorado Boulder (126614)

User ID: p1266141

Section 1: Part C, Page 2

Part C, Page 2 - Enter Information about Group 2

Reporting Reminders:

- Part C includes financial aid information about Group 2. Group 2 students are all full-time, first-time degree/certificate-seeking undergraduate students enrolled in Fall 2020.
- For this part, report:


For These Students	The Following Type(s) of Aid	Awarded in This Period
<ul style="list-style-type: none"> Full-time, first-time degree/certificate-seeking undergraduate students enrolled in Fall 2020 	<ul style="list-style-type: none"> Grant or scholarship aid from: <ul style="list-style-type: none"> federal government state/local government the institution Loans to students from: <ul style="list-style-type: none"> the federal government other sources, including private or other loans Do not include: <ul style="list-style-type: none"> grant or scholarship aid from private or other sources PLUS loans or loans made to anyone other than the student 	<ul style="list-style-type: none"> Any time during academic year 2020-21 For program reporters, this is the aid year period from July 1, 2020 through June 30, 2021.

- In the fields below, report the number of Group 2 students and the total amount of aid awarded to these students for each type of aid. Enter unduplicated student counts within a category (e.g., Pell Grants). However, a student can appear in more than one aid category.

Information from Part A	Fall 2020
Group 2: Full-time, first-time degree/certificate-seeking undergraduates (This number is carried forward from Part A, Line 02)	6,230
Group 2a: (This number is carried forward from Part A, Line 02a) <ul style="list-style-type: none"> Of those in Group 2, those who were awarded: <ul style="list-style-type: none"> Federal Work Study Loans to students Grant or scholarship aid from the federal government, state/local government, or the institution Other sources known to the institution 	4,070
Group 2b (This number is carried forward from Part A, Line 02b) <ul style="list-style-type: none"> Of those in Group 2, those who were awarded: <ul style="list-style-type: none"> Loans to students Grant or scholarship aid from the federal government, state/local government, or the institution 	3,922
Group 3 (This number is carried forward from Part A, Line 03) <ul style="list-style-type: none"> Of those in Group 2, those who Paid the in-state or in-district tuition rate and were awarded: <ul style="list-style-type: none"> Grant or scholarship aid from the federal government, state/local government, or the institution 	2,117

Aid Type						YOUR PRIOR YEAR DATA
		Fall 2020				Fall 2019
		Number of Group 2 students who were awarded aid	Percentage of Group 2 students who were awarded aid	Total amount of aid awarded to Group 2 students	Average amount of aid awarded to Group 2 students	Average amount of aid awarded to Group 2 students
01	Grants or scholarships from the federal government, state/local government, or the institution	3,333	53	30,709,565	<input checked="" type="checkbox"/> 9,214	9,992
02	<u>Federal grants</u>	894	14	4,411,864	4,935	4,916
02a	<u>Pell Grants</u>	883	14	4,297,364	4,867	4,718
02b	<u>Other federal grants</u>	55	1	114,500	<input checked="" type="checkbox"/> 2,082	2,771
03	<u>State/local government grants or scholarships</u> (includes <u>fellowships</u> /tuition waivers/exemptions)	682	11	2,531,936	3,713	3,148

04	<u>Institutional grants or scholarships</u> (includes <u>fellowships</u> /tuition waivers/exemptions)	<div>3,251</div>	52	<div>23,765,765</div>	<input checked="" type="checkbox"/> 7,310	8,029
05	<u>Loans to students</u>	<div>1,778</div>	29	17,171,131	9,658	9,744
05a	Federal loans	<div>1,680</div>	27	<div>8,376,911</div>	4,986	5,118
05b	Other loans (including private loans)	<div>365</div>	6	<div>8,794,220</div>	<input checked="" type="checkbox"/> 24,094	23,305

 You may use the box below to provide additional context for the data you have reported above. Context notes will be posted on the College Navigator website. Therefore, you should write all context notes using proper grammar (e.g., complete sentences with punctuation) and common language that can be easily understood by students and parents (e.g., spell out acronyms).

Non-applicable

Institution: University of Colorado Boulder (126614)

User ID: p1266141

Section 1: Comparison Chart

Comparison Chart

Reporting Reminders:

- Based on the information reported on the previous screens for Group 1 (all undergraduates) and Group 2 (full-time, first-time degree/certificate-seeking undergraduates), this comparison chart seeks to help institutions check their reported data. Assuming that the information on Groups 1 and 2 is correct, then the calculated fields for 'All Other Undergraduates' should be the balance (Group 1 minus Group 2). If the balance does not check with your institution's calculations, please correct your reported numbers for Groups 1 and 2 before moving forward with the completion of the SFA survey component.

Note:

- Data for the 'All Other Undergraduates' will appear in the IPEDS Data Center for data users, but not in College Navigator.

		Number of students	Pell grants	Federal Student Loans
01	Group 1 (all undergraduates)	30,307		
02	Number of students who were awarded aid		4,638	7,492
03	Percentage who were awarded aid		15	25
04	Total amount of aid awarded		22,568,511	46,432,667
05	Average amount of aid awarded		4,866	6,198
06	Group 2 (Full-time, first-time undergraduates)	6,230		
07	Number of students who were awarded aid		883	1,680
08	Percentage who were awarded aid		14	27
09	Total amount of aid awarded		4,297,364	8,376,911
10	Average amount of aid awarded		4,867	4,986
11	All other undergraduates (Line 01 - Line 06)	24,077		
12	Number of students who were awarded aid (Line 02 - Line 07)		3,755	5,812
13	Percentage who were awarded aid (Line 12 / Line 11)		16	24
14	Total amount of aid awarded (Line 04 - Line 09)		18,271,147	38,055,756
15	Average amount of aid awarded (Line 14 / Line 12)		4,866	6,548

Institution: University of Colorado Boulder (126614)

User ID: p1266141

Section 1: Cost of Attendance

Cost of attendance for full-time, first-time undergraduate students

Reporting Reminders:

- Please enter the amounts requested below. These data will be made available to the public on College Navigator. If your institution participates in any Title IV programs (Pell, Stafford, etc.), you must complete all information.
- Estimates of expenses for books and supplies, room and board, and other expenses are those from the **Cost of Attendance report** used by the financial aid office in determining financial need. Please talk to your financial aid office to get these numbers to ensure that you are reporting correctly.
- These numbers are carried forward from Institutional Characteristics and should only be changed if an error was made in the reporting.

Charges for full academic year	2018-19	2019-20	2020-21
Published <u>tuition</u> and <u>required fees</u> :			
<u>In-district</u>			
Tuition	10,728	10,728	10,728
Required fees	1,804	1,772	1,738
Tuition + fees total	12,532	12,500	12,466
<u>In-state</u>			
Tuition	10,728	10,728	10,728
Required fees	1,804	1,772	1,738
Tuition + fees total	12,532	12,500	12,466
<u>Out-of-state</u>			
Tuition	35,482	36,546	36,546
Required fees	1,804	1,772	1,738
Tuition + fees total	37,286	38,318	38,284
<u>Books and supplies</u>	1,800	<input checked="" type="checkbox"/> 1,200	1,200
<u>On-campus:</u>			
<u>Room and board</u>	14,418	14,778	15,220
<u>Other expenses</u>	2,294	2,556	2,556
Room and board and other expenses	16,712	17,334	17,776
<u>Off-campus (not with family):</u>			
<u>Room and board</u>	12,622	13,050	13,050
<u>Other expenses</u>	2,294	2,556	2,556
Room and board and other expenses	14,916	15,606	15,606
<u>Off-campus (with family):</u>			
<u>Other expenses</u>	2,142	2,556	<input checked="" type="checkbox"/> 4,617

Institution: University of Colorado Boulder (126614)

User ID: p1266141

Section 1: Part D

Part D - Enter Information about Group 3

Reporting Reminders:

- Group 3 students are all full-time, first-time degree/certificate-seeking undergraduate students enrolled in Fall 2020 who paid the in-state or in-district tuition rate and who were awarded grant or scholarship aid from the following sources: the federal government, state/local government, or the institution. The information you report in this part will be used in Part F to calculate average institutional net price.
- For this part, report:

For These Students	The Following Type(s) of Aid	Awarded in This Period
<ul style="list-style-type: none"> Full-time, first-time degree/certificate-seeking undergraduate students enrolled in Fall 2020 who paid the in-state or in-district tuition rate and who were awarded grant or scholarship aid from the following sources: the federal government, state/local government, or the institution Do not include students who were awarded only grant or scholarship aid from private or other sources, or students who were awarded only non-grant aid 	<ul style="list-style-type: none"> Grant or scholarship aid from: <ul style="list-style-type: none"> federal government state/local government the institution Do not include grant or scholarship aid from private or other sources 	<ul style="list-style-type: none"> Any time during academic year 2020-21

- In the fields below, report the number of Group 3 students with each type of living arrangement and the total amount of grant or scholarship aid from the federal government, state/local government, or the institution awarded to these students.

Information from Part A:		YOUR PRIOR YEAR DATA 2018-2019	YOUR PRIOR YEAR DATA 2019-2020	2020-2021
Group 3 Full-time, first-time degree/certificate-seeking undergraduate students who paid the in-state or in-district tuition rate and who were awarded grant or scholarship aid from the following sources: the federal government, state/local government, or the institution (This number is carried forward from Part A, Line 03)		2,152	2,352	2,117
01	Report the number of Group 3 students with the following living arrangements:	YOUR PRIOR YEAR DATA	YOUR PRIOR YEAR DATA	
		2018-19	2019-20	2020-21
01a	<u>On-campus</u>	2,152	2,352	2,117
01b	<u>Off-campus (with family).</u>	0	0	0
01c	<u>Off-campus (not with family).</u>	0	0	0
01d	Unknown (calculated) This value is calculated using the following formula: [A03-(D01a+D01b+D01c)]	0	0	0
02	Report the total amount of grant or scholarship aid from the federal government, state/local government, or the institution awarded to Group 3 students	19,297,285	23,135,393	18,862,361
03	Average grant or scholarship aid from the federal government, state/local government, or the institution awarded to Group 3 students (calculated value). This value is calculated using the following formula: [D02/A03]	8,967	9,836	8,910

 The notes below provide context for the data you've reported above and **may** be posted on the College Navigator website.

Choose one option that best explains your data or choose "Non-applicable" if you do not wish to provide context notes. If none of the options provided explain your institution's data, then choose "Other" and write your own context notes. Therefore, you should write all context notes using proper grammar (e.g., complete sentences with punctuation) and common language that can be easily understood by students and parents (e.g., spell out acronyms).

Non-applicable

Institution: University of Colorado Boulder (126614)

User ID: p1266141

Section 1: Part E

Part E – Enter Information about Group 4

Reporting Reminders:

- Part E includes financial aid information about Group 4. undergraduate students enrolled in Fall 2020 who paid the in-state or in-district tuition rate and who were awarded any Title IV federal student aid, including federal grants or federal student loans. The information you report in this part will be used in Part G to calculate average institutional net price by income level.
- For this part, report:

For These Students	The Following Type(s) of Aid	Awarded in This Period
<ul style="list-style-type: none"> Full-time, first-time degree/certificate-seeking undergraduate students enrolled in Fall 2020 who paid the in-state or in-district tuition rate and who were awarded any Title IV federal student aid 	<ul style="list-style-type: none"> Grant or scholarship aid from: <ul style="list-style-type: none"> federal government state/local government the institution Do not include: <ul style="list-style-type: none"> grant or scholarship aid from private or other sources loan amounts Federal Work Study amounts 	<ul style="list-style-type: none"> Any time during academic year 2020-21

- In the fields below, report the number of Group 4 students with each type of living arrangement and the total amount of grant or scholarship aid from the federal government, state/local government, or the institution awarded to these students by income level.

Information from Part A:			2018-19	2019-20	2020-21
Group 4 Full-time, first-time degree/certificate-seeking undergraduate students who paid the in-state or in-district tuition rate and who were awarded any Title IV federal student aid (This number is carried forward from Part A, Line 04)			1,495	1,705	1,442
01	Report the number of Group 4 students with the following living arrangements:		YOUR PRIOR YEAR DATA	YOUR PRIOR YEAR DATA	
			2018-19	2019-20	2020-21
01a	On-campus		1,495	1,705	1,442
01b	Off-campus (with family).		0	0	0
01c	Off-campus (not with family).		0	0	0
01d	Unknown (calculated) This value is calculated using the formula: [A04-(E01a+E01b+E01c)]		0	0	0

		Number of students who were awarded any Title IV aid (Group 4)	Of those in Column 1, the number who were awarded any grant or scholarship aid from the following sources: the federal government, state/local government, or the institution	Of those in Column 1, the total amount of grant or scholarship aid awarded from the following sources: the federal government, state/local government, or the institution	i Average amount of federal, state/local, and institutional grant or scholarship aid awarded to Group 4 students
2018-19					
		Col. 1	Col. 2	Col. 3	Col. 4
02	Income level				
02a	\$0-30,000	305	305	5,391,887	17,678
02b	\$30,001-48,000	208	208	3,470,020	16,683
02c	\$48,001-75,000	247	237	2,980,099	12,065
02d	\$75,001-110,000	218	170	1,129,559	5,181
02e	\$110,001 and more	517	254	1,028,194	1,989
02f	Total all income levels	1,495	1,174	13,999,759	9,364

2019-20

			Col. 1	Col. 2	Col. 3	Col. 4
03	Income level					
	03a	\$0-30,000	342	342	6,119,530	17,893
	03b	\$30,001-48,000	263	261	4,506,002	17,133
	03c	\$48,001-75,000	292	277	3,746,384	12,830
	03d	\$75,001-110,000	256	193	1,461,185	5,708
	03e	\$110,001 and more	552	267	1,331,617	2,412
	03f	Total all income levels	1,705	1,340	17,164,718	10,067

2020-21						
			Col. 1	Col. 2	Col. 3	Col. 4
04	Income level					
	04a	\$0-30,000	277	277	4,884,810	17,635
	04b	\$30,001-48,000	217	216	3,525,822	16,248
	04c	\$48,001-75,000	256	246	3,355,678	13,108
	04d	\$75,001-110,000	196	152	1,142,805	5,831
	04e	\$110,001 and more	496	245	1,036,805	2,090
	04f	Total all income levels	1,442	1,136	13,945,920	9,671



The notes below provide context for the data you've reported above and **may** be posted on the College Navigator website.

Choose one option that best explains your data or choose "Non-applicable" if you do not wish to provide context notes. If none of the options provided explain your institution's data, then choose "Other" and write your own context notes. Therefore, you should write all context notes using proper grammar (e.g., complete sentences with punctuation) and common language that can be easily understood by students and parents (e.g., spell out acronyms).

Non-applicable



Institution: University of Colorado Boulder (126614)

User ID: p1266141

Section 1: Part F

Part F – Net Price Calculation for Group 3

Note:

- The following net price calculation is based on information that your institution reported in the Institutional Characteristics component and the Student Financial Aid component. For more information about the data your institution reported in the Institutional Characteristics component, please contact your institution's IPEDS Keyholder.

Components of cost of attendance			YOUR PRIOR YEAR DATA	YOUR PRIOR YEAR DATA	2020-21
			2018-19	2019-20	
01	Published <u>tuition</u> and <u>required fees</u> (lower of in-district or in-state)		12,532	12,500	12,466
02	<u>Books and supplies</u>		1,800	1,200	1,200
03	<u>Room</u> and <u>board</u> and <u>other expenses</u> by living arrangement				
	03a	<u>On-campus</u>	16,712	17,334	17,776
	03b	<u>Off-campus (with family).</u>	2,142	2,556	4,617
	03c	<u>Off-campus (not with family).</u>	14,916	15,606	15,606
04	Number of Group 3 students by living arrangement				
	04a	<u>On-campus</u>	2,152	2,352	2,117
	04b	<u>Off-campus (with family).</u>	0	0	0
	04c	<u>Off-campus (not with family).</u>	0	0	0
	04d	Unknown	0	0	0
05	Weighted average for room and board and other expenses by living arrangement (excluding unknown values) See instructions for the formula for this calculation		16,712	17,334	17,776
06	Total cost of attendance This value is calculated using the following formula: [F01+F02+F05]		31,044	31,034	31,442
07	Average amount of grant or scholarship aid awarded to Group 3 students from the following sources: the federal government, state/local government, and the institution		8,967	9,836	8,910
08	Average institutional <u>net price</u> for Group 3 students This value is calculated using the following formula: [F06-F07]		22,077	21,198	22,532
As required by the <i>Higher Education Act, as amended (2008)</i> , these amounts will be posted on the U.S. Department of Education's College Navigator website and used in the U.S. Department of Education's College Affordability and Transparency Lists.					

 The notes below provide context for the data you've reported above and **may** be posted on the College Navigator website.

Choose one option that best explains your data or choose "Non-applicable" if you do not wish to provide context notes. If none of the options provided explain your institution's data, then choose "Other" and write your own context notes. Therefore, you should write all context notes using proper grammar (e.g., complete sentences with punctuation) and common language that can be easily understood by students and parents (e.g., spell out acronyms).

Non-applicable



Institution: University of Colorado Boulder (126614)

User ID: p1266141

Section 1: Part G

Part G – Net Price Calculation for Group 4

Note:

- The following net price calculation is based on information that your institution reported in the Institutional Characteristics component and the Student Financial Aid component. For more information about the data your institution reported in the Institutional Characteristics component, please contact your institution's IPEDS Keyholder.

Components of cost of attendance			YOUR PRIOR YEAR DATA	YOUR PRIOR YEAR DATA	2020-21
			2018-19	2019-20	
01	Published <u>tuition</u> and <u>required fees</u> (lower of in-district or in-state)		12,532	12,500	12,466
02	<u>Books and supplies</u>		1,800	1,200	1,200
03	<u>Room and board</u> and <u>other expenses</u> by living arrangement				
	03a	<u>On-campus</u>	16,712	17,334	17,776
	03b	<u>Off-campus (with family).</u>	2,142	2,556	4,617
	03c	<u>Off-campus (not with family).</u>	14,916	15,606	15,606
04	Number of Group 4 students by living arrangement				
	04a	<u>On-campus</u>	1,495	1,705	1,442
	04b	<u>Off-campus (with family).</u>	0	0	0
	04c	<u>Off-campus (not with family).</u>	0	0	0
	04d	Unknown	0	0	0
05	Weighted average for room and board and other expenses by living arrangement (excluding unknown values) See instructions for the formula for this calculation		16,712	17,334	17,776
06	Total cost of attendance by income level This value is calculated using the following formula: [G01+G02+G05]		31,044	31,034	31,442
07	Average amount of grant or scholarship aid awarded to Group 4 students from the following sources: the federal government, state/local government, and the institution		9,364	10,067	9,671
	07a	\$0-30,000	17,678	17,893	17,635
	07b	\$30,001-48,000	16,683	17,133	16,248
	07c	\$48,001-75,000	12,065	12,830	13,108
	07d	\$75,001-110,000	5,181	5,708	5,831
	07e	\$110,001 and more	1,989	2,412	2,090
08	Average institutional <u>net price</u> for Group 4 students This value is calculated using the following formula: [G06-G07]				
	08a	\$0-30,000	13,366	13,141	13,807
	08b	\$30,001-48,000	14,361	13,901	15,194
	08c	\$48,001-75,000	18,979	18,204	18,334
	08d	\$75,001-110,000	25,863	25,326	25,611
	08e	\$110,001 and more	29,055	28,622	29,352
As required by the <i>Higher Education Act, as amended (2008)</i> , these amounts will be posted on the U.S. Department of Education's College Navigator website.					

 The notes below provide context for the data you've reported above and **may** be posted on the College Navigator website.

Choose one option that best explains your data or choose "Non-applicable" if you do not wish to provide context notes. If none of the options provided explain your institution's data, then choose "Other" and write your own context notes. Therefore, you should write all context notes using proper grammar (e.g., complete sentences with punctuation) and common language that can be easily understood by students and parents (e.g., spell out acronyms).

Non-applicable

Institution: University of Colorado Boulder (126614)

User ID: p1266141

Section 2: Military Servicemembers and Veteran's Benefits - Undergraduate and Graduate**Section 2: Military Servicemembers and Veteran's Benefits**

Important Note:

- Report for **Post-9/11 GI Bill Benefits**: July 1, 2020 - June 30, 2021.
- Report for **Department of Defense Tuition Assistance Program**: October 1, 2020 - September 30, 2021

Reporting Reminders:

- Report the total number of student recipients and the total dollar amounts for each program.
- Student recipients can also include eligible dependents.
- Consult with your campus certifying official, who may not be in the student financial aid office.
- For Post-9/11 GI Bill Benefits, do not include the matching institutional aid provided through the Yellow Ribbon Program if your school participated.
- Information reported to IPEDS is only what is known to the institution.
- Enter zero (0) if your institution did not have beneficiaries for that student level or program. Please do not leave a cell blank.

Type of benefit/assistance	Number of students receiving benefits/assistance	Total dollar amount of benefits/assistance disbursed through the institution	Average dollar amount of benefits/assistance disbursed through the institution	YOUR PRIOR YEAR DATA	
				Average dollar amount of benefits/assistance disbursed through the institution	
<u>Post-9/11 GI Bill Benefits</u>					
Undergraduate students	1,003	14,043,009	14,001	13,580	
Graduate students	110	1,733,201	15,756	14,182	
Total	1,113	15,776,210	14,174	13,645	

<u>Department of Defense Tuition Assistance Program</u>					
Undergraduate students	0	0			
Graduate students	0	0			
Total	0	0			

Prepared by

Prepared by

Reporting Reminders:

- The name of the preparer is being collected so that we can follow up with the appropriate person in the event that there are questions concerning the data.
- The Keyholder will be copied on all email correspondence to other preparers.
- The time it took to prepare this component is being collected so that we can continue to improve our estimate of the reporting burden associated with IPEDS.
- Please include in your estimate the time it took for you to review instructions, query and search data sources, complete and review the component, and submit the data through the Data Collection System.
- Thank you for your assistance.

This survey component was prepared by:

<input type="radio"/>	Keyholder	<input type="radio"/>	SFA Contact	<input type="radio"/>	HR Contact
<input type="radio"/>	Finance Contact	<input type="radio"/>	Academic Library Contact	<input type="radio"/>	Other

Name:

Email:

How many staff from your institution only were involved in the data collection and reporting process of this survey component?

Number of Staff (including yourself)

How many hours did you and others from your institution only spend on each of the steps below when responding to this survey component?
Exclude the hours spent collecting data for state and other reporting purposes.

Staff member	Collecting Data Needed	Revising Data to Match IPEDS Requirements	Entering Data	Revising and Locking Data
Your office	<input type="text"/> hours	<input type="text"/> hours	<input type="text"/> hours	<input type="text"/> hours
Other offices	<input type="text"/> hours	<input type="text"/> hours	<input type="text"/> hours	<input type="text"/> hours

Institution: University of Colorado Boulder (126614)

User ID: p1266141

Summary

IPEDS Student Financial Aid (SFA) Survey Summary

IPEDS collects important information regarding your institution. All data reported in IPEDS survey components become available in the IPEDS Data Center and appear as aggregated data in various Department of Education reports. Additionally, some of the reported data appears specifically for your institution through the College Navigator website and is included in your institution's Data Feedback Report (DFR). The purpose of this summary is to provide you an opportunity to view some of the data that, when accepted through the IPEDS quality control process, will appear on the College Navigator website and/or your DFR. College Navigator is updated approximately three months after the data collection period closes and Data Feedback Reports will be available through the [Data Center](#) and sent to your institution's CEO in November 2021.

Please review your data for accuracy. If you have questions about the data displayed below after reviewing the data reported on the survey screens, please contact the IPEDS Help Desk at: 1-877-225-2568 or ipedshelp@rti.org.

Total grant aid awarded to all undergraduate students		\$171,084,859
Number of undergraduate students who were awarded a Pell Grant		4,638
Percentage of FTFT students who were awarded any financial aid		65%
	Percentage of FTFT students who were awarded grant aid by type	Average amount of grant aid awarded by type
Total	53%	\$9,214
Federal Government	14%	\$4,935
Pell	14%	\$4,867
Other Federal	1%	\$2,082
State/Local Government	11%	\$3,713
Institutional	52%	\$7,310
	Percentage of FTFT students who were awarded and accepted loans by type	Average amount of loans awarded and accepted by type
Total	29%	\$9,658
Federal	27%	\$4,986
Non-federal	6%	\$24,094
Average net price for FTFT students who were awarded grant aid		\$22,532
Average net price for FTFT students who were awarded Title IV federal student aid		
\$0 – 30,000		\$13,807
\$30,001 – 48,000		\$15,194
\$48,001 – 75,000		\$18,334
\$75,001 – 110,000		\$25,611
\$110,001 and more		\$29,352

Military Service members and Veteran's Benefits			
		Number of students receiving benefits/assistance	Total dollar amount of benefits/assistance awarded through the institution
Post-9/11 GI Bill Benefits			
	Undergraduate students	1,003	\$14,043,009
	Graduate students	110	\$1,733,201
	Total	1,113	\$15,776,210
Department of Defense Tuition Assistance Program			
	Undergraduate students	0	N/A
	Graduate students	0	N/A
	Total	0	N/A

Edit Report

Student Financial Aid

Source	Description	Severity	Resolved	Options
Screen: Part C, Page 2 - Enter Information about Group 2				
Upload File	The average amount of this type of aid awarded to Group 2 students is outside the expected range of between 7,347 and 8,711 when compared with the prior year value. Please check the number of students and the total amount of aid awarded to these students, and correct or explain the discrepant values. (Error #7147)	Explanation	Yes	
Reason	The figure and calculations have been re-checked and are correct.			
Upload File	The average amount of this type of aid awarded to Group 2 students is outside the expected range of between 2,089 and 3,453 when compared with the prior year value. Please check the number of students and the total amount of aid awarded to these students, and correct or explain the discrepant values. (Error #7147)	Explanation	Yes	
Reason	The total and average have been rechecked and are correct.			
Upload File	The average amount of this type of aid awarded to Group 2 students is outside the expected range of between 9,310 and 10,674 when compared with the prior year value. Please check the number of students and the total amount of aid awarded to these students, and correct or explain the discrepant values. (Error #7147)	Explanation	Yes	
Reason	Figure and calculations have been re-checked and are correct.			
Upload File	The average amount of this type of aid awarded to Group 2 students is outside the expected range of between 22,623 and 23,987 when compared with the prior year value. Please check the number of students and the total amount of aid awarded to these students, and correct or explain the discrepant values. (Error #7147)	Explanation	Yes	
Reason	The figure and calculations have been re-checked and are correct.			
Screen: Cost of Attendance				
Upload File	This value is expected to be within 25% of the prior year amount. Please correct your data or explain. (Error #7238)	Explanation	Yes	
Reason	Figure matches our official report in Common Data Set and has been confirmed. https://www.colorado.edu/oda/2020-2021-cds-report			
Upload File	This value is expected to be within 20% of the prior year amount. Please correct your data or explain. (Error #7239)	Explanation	Yes	
Reason	The campus now includes personal and transportation plus other expenses in the calculation for other expenses for students living off-campus with family.			