



Photo: Casey A. Cass

Fiscal Year 2024

ANNUAL FINANCIAL REPORT

Awards, proposals, gifts and expenditures
in support of research and creative work



University of Colorado **Boulder**

Contents

2024 Snapshot	1
Sources of Funding	2
10 Year Summary	3
Appendix - Detailed Data	5
Research Support by Source	6
Awards by Department	7-8
Proposals by Funding Agency	9
Proposals by Department	10-11
Expenditures by Funding Agency	12
Expenditures by Department	13-15
Expenditures by Category	16

2024 Snapshot

Total Support for Research and Creative Work

\$742.2
Million

4,582
Awards & Gifts

Proposals Submitted

2,456
\$2.3 Billion

Research Expenditures

\$683.5
Million



Photo: Glenn Asakawa

Sources of Funding

Federal Agencies (Research & Creative Work)

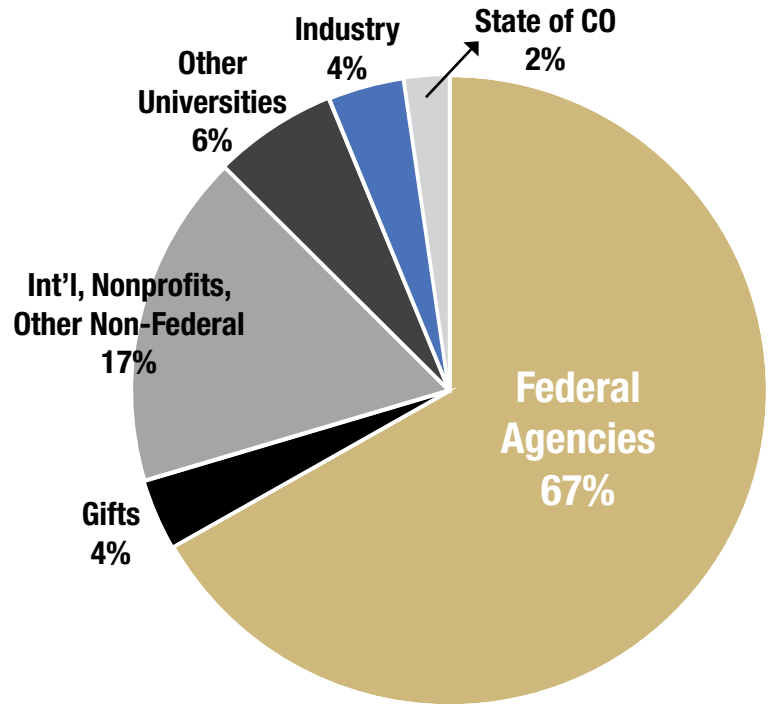
\$495.4 Million

Non-Federal Sources (Research & Creative Work)

\$219.8 Million

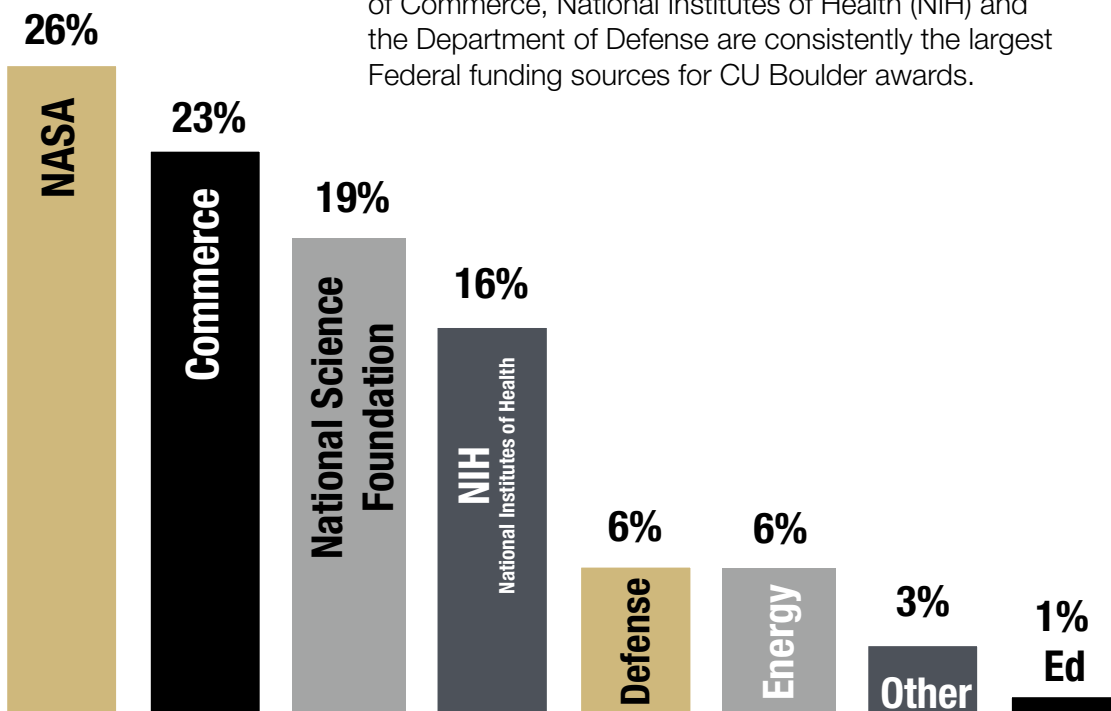
CU Foundation Gifts (Research & Creative Work)

\$26.8 Million

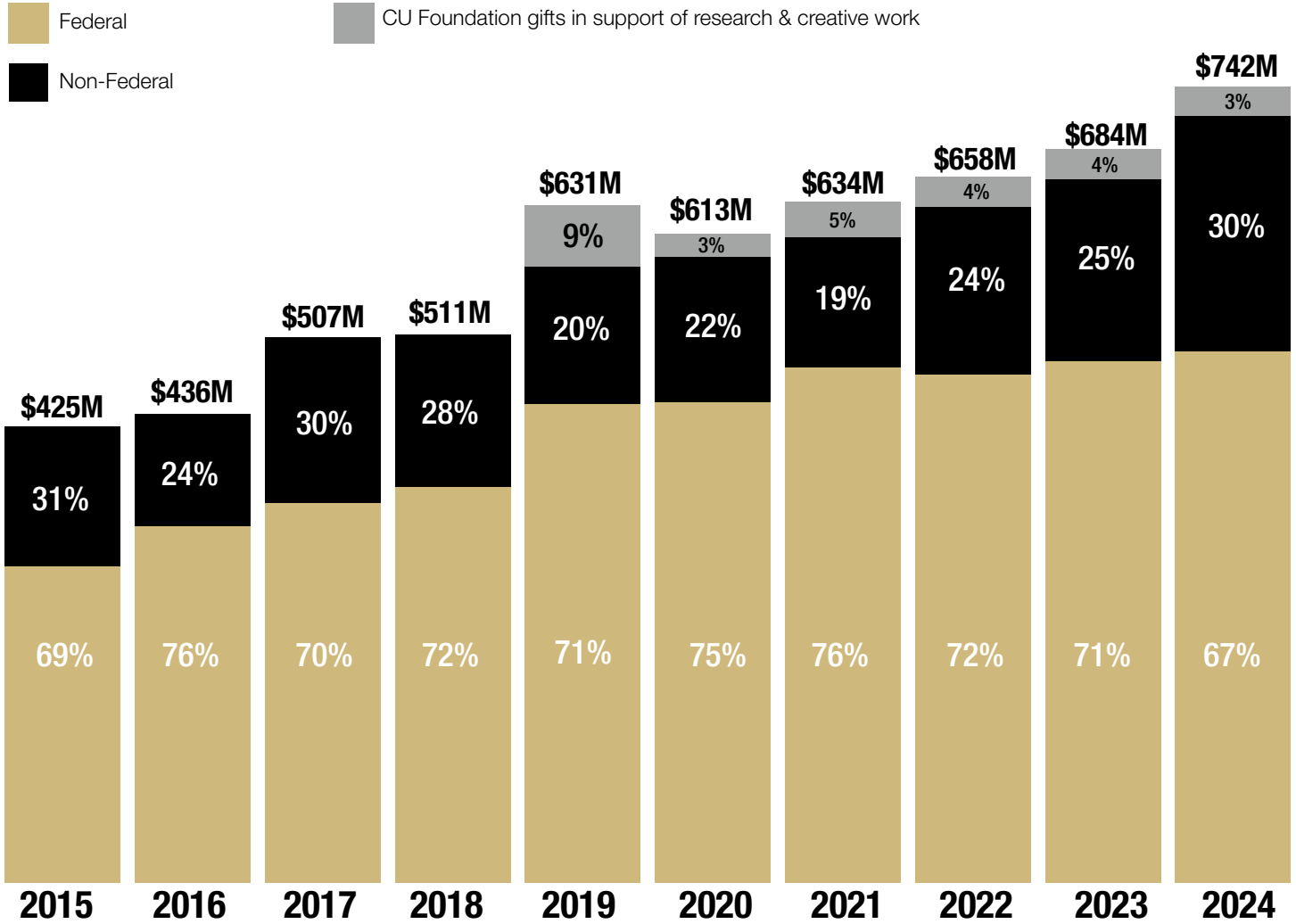


Top Federal Funding Agencies

NASA, National Science Foundation (NSF), Department of Commerce, National Institutes of Health (NIH) and the Department of Defense are consistently the largest Federal funding sources for CU Boulder awards.



10 Year Summary



Expenditures

Expenditure data is provided by the Campus Controller's Office.

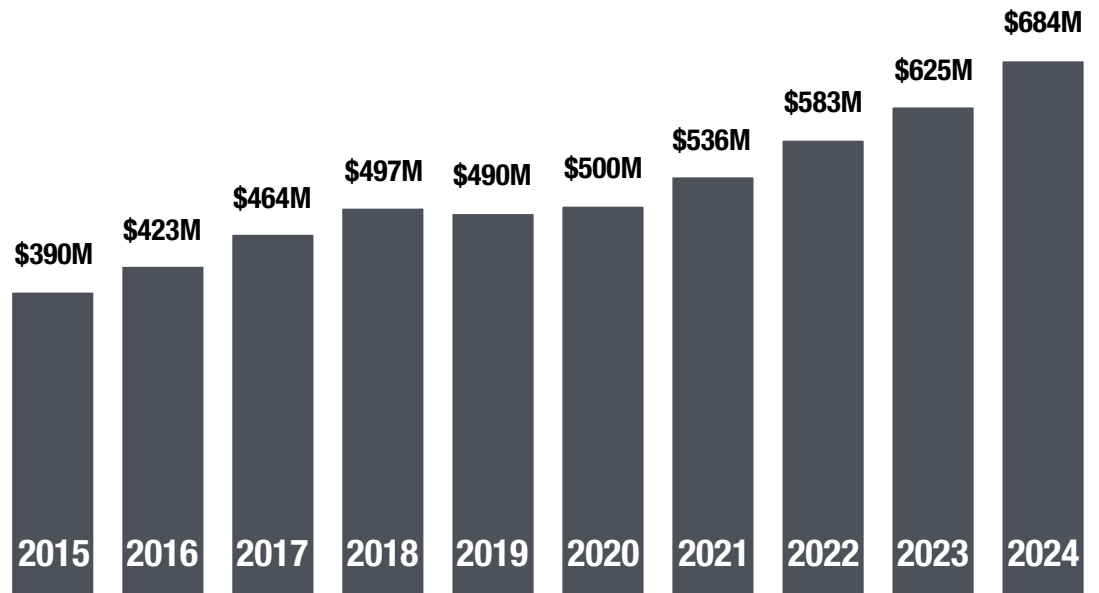




Photo: Glenn Asakawa <?xml version="1.0"

WERNER
SAN FRANCISCO

Appendix - Detailed Data

Sponsored Projects Annual Financial Report - Fiscal Year 2024

Research Support by Source	6
Awards by Department	7-8
Proposals by Funding Agency	9
Proposals by Department	10-11
Expenditures by Funding Agency	12
Expenditures by Department	13-15
Expenditures by Category	16

Research Awards by Source

Sponsored Projects Annual Financial Report - Fiscal Year 2024

	Number of Awards	Award Amount
FEDERAL AGENCY AWARDS		
DEPARTMENT OF AGRICULTURE	9	2,005,743
DEPARTMENT OF COMMERCE	74	112,891,477
DEPARTMENT OF DEFENSE	117	30,355,761
DEPARTMENT OF EDUCATION	14	4,650,235
DEPARTMENT OF ENERGY	45	18,174,278
DEPARTMENT OF ENERGY LABS (including NREL)	102	11,641,837
DEPARTMENT OF HEALTH & HUMAN SERVICES (NIH)	180	77,929,750
DEPARTMENT OF THE INTERIOR	43	10,385,812
NATIONAL AERONAUTICS & SPACE ADMINISTRATION	408	129,868,500
NATIONAL SCIENCE FOUNDATION	232	95,210,487
OTHER FEDERAL AGENCIES ¹	19	2,361,979
TOTAL FEDERAL AGENCY AWARDS	1,243	495,475,859
NON-FEDERAL AWARDS		
ASSOCIATIONS & FOUNDATIONS	100	24,684,755
INTERNATIONAL UNIVERSITIES & ENTITIES	37	85,590,045
OTHER	37	2,635,100
OTHER UNIVERSITIES ²	324	46,547,931
PRIVATE INDUSTRY	264	28,910,778
PRIVATE NON PROFITS (including hospitals)	83	14,435,797
STATE OF COLORADO ³	58	11,159,718
STATE OF COLORADO UNIVERSITIES	49	5,923,130
TOTAL NON-FEDERAL AWARDS	952	219,887,254
SUBTOTAL FEDERAL & NON-FEDERAL AWARDS	2,195	715,363,113
CU FOUNDATION GIFTS SUPPORTING RESEARCH & CREATIVE WORK (Boulder campus)⁴	2,387	26,852,690
TOTAL AWARDS & GIFTS RECEIVED IN FISCAL YEAR 2024	4,582	742,215,803

Notes

- Other Federal Agencies: Department of Justice (1), National Endowment for the Humanities/National Foundation on the Arts and Humanities (3), Tennessee Valley Authority (2), U.S. Securities Exchange Commission (2), United States General Services Administration (2), Veterans Administration (3), Veterans Administration Eastern Colorado Health Care System (4), Department of Homeland Security (1), Environmental Protection Agency (1)
- Most funding from other universities originates with the federal government, but, historically, the University of Colorado Boulder has counted these awards as non-federal.
- State of Colorado: Colorado Department of Education/COLO (6), Colorado Department of Higher Education (8), Colorado Department of Law/COLO (1), Colorado Department of Public Health and Environment/COLO (6), Colorado Department of State - Secretary of State (4), Colorado Department of Transportation/COLO (4), Colorado Division of Criminal Justice (1), Colorado Higher Education Competitive Research Authority (4), Colorado Office of Economic Development (5), Colorado Water Conservation Board (2), Colorado Department of Revenue (3), Colorado Office of Economic Development and International Trade (10), Colorado School for the Deaf and Blind (CSDB) (1), Colorado Department of Education Libraries/COLO (1), Colorado Creative Industries (2)
- CU Foundation (Boulder Campus) gifts supporting research and creative work are included in the total awards and gifts received in support of sponsored research and projects.

Awards by Department

Sponsored Projects Annual Financial Report - Fiscal Year 2024

	Number of Awards	Award Amount
ADMINISTRATION & COLLEGES		
ACADEMIC AFFAIRS	2	234,399
ATHLETICS	1	15,000
CAMPUS ADMINISTRATION	1	500
COLLEGE OF MEDIA, COMMUNICATION & INFORMATION	6	777,040
COLLEGE OF MUSIC	1	20,000
CONTINUING EDUCATION	1	234,725
ENROLLMENT MANAGEMENT	4	905,900
FACILITIES MANAGEMENT	1	1,596,000
GRADUATE SCHOOL	15	6,974,362
HEALTH & WELLNESS	1	139,929
INFRASTRUCTURE & SUSTAINABILITY	2	72,605
LEEDS SCHOOL OF BUSINESS	22	2,263,770
LIBRARIES	3	88,934
OFFICE OF INFORMATION TECHNOLOGY	5	4,444,085
PUBLIC SAFETY	3	69,331
SCHOOL OF EDUCATION	51	5,999,595
SCHOOL OF LAW	3	329,140
STUDENT AFFAIRS	2	47,840
UNDERGRADUATE EDUCATION	4	1,267,796
TOTAL ADMINISTRATION & COLLEGES	128	25,480,951
COLLEGE OF ARTS & SCIENCES		
ANTHROPOLOGY	1	148,901
APPLIED MATHEMATICS	18	1,999,812
ASTROPHYSICAL & PLANETARY SCIENCES	1	5,000
ATMOSPHERIC & OCEANIC SCIENCES	17	2,698,428
BIOCHEMISTRY	43	9,813,009
CENTER FOR ASIAN STUDIES	3	569,753
CENTER FOR ASTROPHYSICS & SPACE ASTRONOMY	67	2,694,700
CENTER FOR LATIN AMERICAN STUDIES	1	86,613
CENTER TO ADVANCE RESEARCH & TRAINING IN SOCIAL SCIENCES	9	2,174,190
CHEMISTRY	36	6,688,555
CLASSICS	1	40,010
COLORADO SHAKESPEARE FESTIVAL	3	45,000
ECOLOGY & EVOLUTIONARY BIOLOGY	23	5,475,099
ENVIRONMENTAL STUDIES PROGRAM	3	806,649
ETHNIC STUDIES	1	100,000
FISKE PLANETARIUM	4	367,842
GEOGRAPHY	10	600,377
GEOLOGICAL SCIENCES	26	5,749,866
HISTORY	2	90,000
INTEGRATIVE PHYSIOLOGY	40	7,974,179
LINGUISTICS	1	9,440
MATHEMATICS	7	706,043
MOLECULAR, CELLULAR, & DEVELOPMENTAL BIOLOGY	52	11,954,173
PHYSICS	64	26,695,277
PSYCHOLOGY & NEUROSCIENCE	28	7,816,928
SPEECH, LANGUAGE & HEARING SCIENCE	7	1,252,949
WOMEN & GENDER STUDIES	1	100,000
TOTAL COLLEGE OF ARTS & SCIENCES	469	96,662,793

Awards by Department

Sponsored Projects Annual Financial Report - Fiscal Year 2024

	Number of Awards	Award Amount
COLLEGE OF ENGINEERING & APPLIED SCIENCE		
AEROSPACE ENGINEERING SCIENCES	235	41,625,643
ALLIANCE FOR TECHNOLOGY, LEARNING, & SOCIETY ¹	4	521,056
CHEMICAL & BIOLOGICAL ENGINEERING	69	29,146,846
CHBE - RASEI	2	12,592
CHBE - BIOFRONTIERS	10	215,281
CIVIL, ENVIRONMENTAL & ARCHITECTURAL ENGINEERING	73	15,989,157
CEAE - RASEI	2	294,492
COMPUTER SCIENCE	56	6,979,814
CS - BIOFRONTIERS	6	283,035
ELECTRICAL, COMPUTER & ENERGY ENGINEERING	83	11,001,129
ECEE - RASEI	3	91,988
ENGINEERING DEAN'S OFFICE	64	12,711,863
MECHANICAL ENGINEERING	109	17,292,234
TOTAL COLLEGE OF ENGINEERING & APPLIED SCIENCE	716	136,165,130
RESEARCH INSTITUTES & RESEARCH & INNOVATION OFFICE		
ALLIANCE FOR TECHNOLOGY, LEARNING, & SOCIETY ¹	1	198,620
BIOFRONTIERS INSTITUTE	25	9,424,489
COOPERATIVE INSTITUTE FOR RESEARCH IN ENVIRONMENTAL SCIENCES	228	121,683,913
INSTITUTE FOR BEHAVIORAL GENETICS	22	11,758,713
INSTITUTE OF ARCTIC & ALPINE RESEARCH	56	13,684,979
INSTITUTE OF BEHAVIORAL SCIENCE	45	15,249,557
INSTITUTE OF COGNITIVE SCIENCE	34	14,433,510
JILA	76	45,446,804
LABORATORY FOR ATMOSPHERIC & SPACE PHYSICS	295	202,875,253
MUSEUM	14	1,268,086
RENEE CROWN WELLNESS INSTITUTE	5	437,084
RENEWABLE & SUSTAINABLE ENERGY INSTITUTE (RASEI)	41	13,207,567
RESEARCH & INNOVATION OFFICE	23	6,496,530
NATIONAL SECURITY INITIATIVE	17	889,134
TOTAL RESEARCH & INNOVATION OFFICE & RESEARCH INSTITUTES	882	457,054,239
TOTAL FY 2024 (JULY 1, 2023 - JUNE 30, 2024)	2,195	715,363,113

Notes

- A sponsored project award is transferred from an external sponsor to the University of Colorado Boulder under a grant, cooperative agreement, contract, purchase order or any other legally binding agreement. These awards differ from gifts, which are managed by the CU Foundation, because they include terms and conditions that restrict how the funds will be managed and expended.
 - The total number of awards is calculated from the total number of funding increments for all projects (account numbers) during the fiscal year, e.g. some awards may be distributed to two, three or more projects for management purposes and have multiple funding increments during the fiscal year.
 - The value of awards is calculated from the amount of funds obligated by the sponsor during the fiscal year for one budget period, not the total estimated cost for multiple budget periods, i.e. some awards receive incremental funding that may spread out the total obligations over several years. Award totals include direct and indirect costs.
 - The report includes all the award actions taken during the fiscal year. Typically, an award is received 6-12 months after submission of a proposal. There may be some overlap with proposals submitted during the fiscal year, but there is no one-to-one relationship between proposals and awards in these reports.
 - The Awards by Department report does not include CU Foundation (Boulder campus) gifts supporting research and creative work.
1. The Alliance for Technology, Learning, & Society (ATLAS) is a research institute with some sponsored research and expenditures shared in the College of Engineering and Applied Science.

Proposals by Funding Agency

Sponsored Projects Annual Financial Report - Fiscal Year 2024

FEDERAL AGENCIES	Number of Proposals	Proposed Amount
DEPARTMENT OF AGRICULTURE	14	2,503,892
DEPARTMENT OF COMMERCE	47	41,202,077
DEPARTMENT OF DEFENSE	91	71,789,869
DEPARTMENT OF EDUCATION	12	18,800,564
DEPARTMENT OF ENERGY	47	74,119,454
DEPARTMENT OF ENERGY LABS (including NREL)	51	9,228,128
DEPARTMENT OF HEALTH & HUMAN SERVICES (NIH)	245	576,593,911
DEPARTMENT OF THE INTERIOR	33	13,839,311
NATIONAL AERONAUTICS & SPACE ADMINISTRATION	356	872,682,114
NATIONAL SCIENCE FOUNDATION	421	266,845,270
OTHER FEDERAL AGENCIES ¹	48	29,958,549
TOTAL FEDERAL AGENCIES	1,365	1,977,563,139
NON-FEDERAL SOURCES		
ASSOCIATIONS & FOUNDATIONS	169	42,622,026
INTERNATIONAL UNIVERSITIES & ENTITIES	44	15,836,733
OTHER	39	13,460,510
OTHER UNIVERSITIES ²	308	139,835,197
PRIVATE INDUSTRY	304	86,446,439
PRIVATE NON PROFITS (including hospitals)	84	21,605,823
STATE OF COLORADO ³	54	9,374,709
STATE OF COLORADO UNIVERSITIES	89	30,807,137
TOTAL NON-FEDERAL SOURCES	1,091	359,988,574
TOTAL PROPOSALS SUBMITTED FOR FISCAL YEAR 2024	2,456	2,337,551,713

Notes

- Other Federal Agencies Include: Department of Homeland Security (1), Department of Justice (2), Environmental Protection Agency (6), Federal Emergency Management Agency (1), National Endowment for the Arts/National Foundation on the Arts and Humanities (2), National Endowment for the Humanities/National Foundation on the Arts and Humanities (16), National Institute of Justice/DOJ (2), Tennessee Valley Authority (3), U.S. Securities Exchange Commission (2), United States General Services Administration (1), Veterans Administration (2), Veterans Administration Eastern Colorado Health Care System (3), Department of Transportation (2), U.S. Agency for International Development (1), Department of State (1), Smithsonian Institution (1), Bureau of Justice Assistance/DOJ (1), Millennium Challenge Corporation (1)
- Most funding from other universities originates with the federal government, but, historically, University of Colorado Boulder has counted these agencies as non-federal.
- State of Colorado Entities: Colorado Department of Education/COLO (8), Colorado Department of Higher Education (3), Colorado Department of Law/COLO (3), Colorado Department of Public Health and Environment/COLO (5), Colorado Department of Public Safety/COLO (1), Colorado Department of Revenue (2), Colorado Department of State - Secretary of State (3), Colorado Department of Transportation/COLO (1), Colorado Division of Criminal Justice (2), Colorado Office of Economic Development (1), Colorado Water Conservation Board (1), State of Colorado (3), Colorado Parks and Wildlife (1), Colorado Office of Economic Development and International Trade (15), State Of Colorado Office Of The Governor (1), Colorado Department of Human Services (2), State Of Colorado Library (1), Colorado School for the Deaf and Blind (1)

Proposals by Department

Sponsored Projects Annual Financial Report - Fiscal Year 2024

	Number of Proposals	Amount
ADMINISTRATION & COLLEGES		
ACADEMIC AFFAIRS	2	234,400
ATHLETICS	1	989,067
CAMPUS ADMINISTRATION	1	783
COLLEGE OF MEDIA, COMMUNICATIONS & INFORMATION	18	7,064,991
COLLEGE OF MUSIC	3	219,350
CONTINUING EDUCATION	4	1,031,221
ENROLLMENT MANAGEMENT	1	150,001
FINANCE & BUSINESS STRATEGY	1	1,775,098
GRADUATE SCHOOL	22	4,229,066
HEALTH & WELLNESS	1	139,929
INFRASTRUCTURE & SUSTAINABILITY	4	2,741,419
PUBLIC SAFETY	5	135,989
LIBRARIES	4	52,481
OFFICE OF INFORMATION TECHNOLOGY	4	2,503,472
LEEDS SCHOOL OF BUSINESS	22	4,140,381
SCHOOL OF EDUCATION	60	23,732,142
SCHOOL OF LAW	6	1,581,470
STUDENT AFFAIRS	2	99,627
UNDERGRADUATE EDUCATION	1	1,981,279
TOTAL ADMINISTRATION & COLLEGES	162	52,802,166
COLLEGE OF ARTS & SCIENCES		
ANTHROPOLOGY	5	2,203,366
APPLIED MATHEMATICS	24	9,702,209
ART & ART HISTORY	2	79,000
ASTROPHYSICAL & PLANETARY SCIENCES	5	817,569
ATMOSPHERIC & OCEANIC SCIENCES	22	9,376,564
BIOCHEMISTRY	67	58,984,598
CENTER FOR ASIAN STUDIES	4	279,795
CENTER FOR ASTROPHYSICS & SPACE ASTRONOMY	27	4,485,233
CENTER FOR INTEGRATED PLASMA STUDIES	0	0
CENTER FOR LATIN AMERICAN STUDIES	1	149,925
CENTER TO ADVANCE RESEARCH & TRAINING IN SOCIAL SCIENCES	2	1,790,241
CHEMISTRY	52	49,265,173
COLORADO SHAKESPEARE FESTIVAL	1	25,000
ECOLOGY & EVOLUTIONARY BIOLOGY	35	17,107,695
ECONOMICS	4	881,401
ENGLISH	1	530,890
ENVIRONMENTAL STUDIES PROGRAM	10	2,433,799
ETHNIC STUDIES	2	356,500
FISKE PLANETARIUM	3	894,022
FRENCH & ITALIAN	1	88,549
GEOGRAPHY	20	4,838,783
GEOLOGICAL SCIENCES	24	6,941,188
GERMAN & SLAVIC	1	60,000
HISTORY	11	1,006,801
INTEGRATIVE PHYSIOLOGY	74	46,616,964
LINGUISTICS	4	411,560
MATHEMATICS	11	2,377,359
MOLECULAR, CELLULAR & DEVELOPMENTAL BIOLOGY	55	68,083,306
PHILOSOPHY	3	200,369

Proposals by Department

Sponsored Projects Annual Financial Report - Fiscal Year 2024

	Number of Proposals	Amount
COLLEGE OF ARTS & SCIENCES Continued		
PHYSICS	65	60,235,810
POLITICAL SCIENCE	2	29,400
PROGRAM FOR WRITING & RHETORIC	1	60,000
PSYCHOLOGY & NEUROSCIENCE	34	32,199,077
SOCIOLOGY	3	691,062
SPANISH & PORTUGUESE	3	78,170
SPEECH, LANGUAGE & HEARING SCIENCE	15	7,520,140
THEATRE & DANCE	1	31,000
WOMEN & GENDER STUDIES	2	380,389
TOTAL COLLEGE OF ARTS & SCIENCES	597	391,212,907
COLLEGE OF ENGINEERING & APPLIED SCIENCE		
ENGINEERING DEAN'S OFFICE	64	58,589,998
AEROSPACE ENGINEERING SCIENCES	217	333,279,867
ALLIANCE FOR TECHNOLOGY, LEARNING, & SOCIETY	11	5,267,534
CHEMICAL & BIOLOGICAL ENGINEERING	99	139,194,565
CIVIL, ENVIRONMENTAL & ARCHITECTURAL ENGINEERING	109	57,565,674
COMPUTER SCIENCE	71	38,365,021
ELECTRICAL, COMPUTER & ENERGY ENGINEERING	96	58,012,111
MECHANICAL ENGINEERING	103	65,066,752
TOTAL COLLEGE OF ENGINEERING & APPLIED SCIENCE	770	755,341,522
RESEARCH INSTITUTES & RESEARCH & INNOVATION OFFICE		
BIOFRONTIERS INSTITUTE	55	166,825,187
COOPERATIVE INSTITUTE FOR RESEARCH IN ENVIRONMENTAL SCIENCES	197	100,515,114
INSTITUTE FOR BEHAVIORAL GENETICS	33	51,391,421
INSTITUTE OF ARCTIC & ALPINE RESEARCH	71	27,743,998
INSTITUTE OF BEHAVIORAL SCIENCE	70	32,187,762
INSTITUTE OF COGNITIVE SCIENCE	56	32,884,652
JILA	52	39,345,777
LABORATORY FOR ATMOSPHERIC & SPACE PHYSICS	268	597,041,113
MUSEUM	12	2,611,283
RENEE CROWN WELLNESS INSTITUTE	10	11,563,910
RENEWABLE & SUSTAINABLE ENERGY INSTITUTE	48	44,178,570
RESEARCH & INNOVATION OFFICE	54	31,540,998
NATIONAL SECURITY INITIATIVE	1	365,333
TOTAL RESEARCH & INNOVATION OFFICE & RESEARCH INSTITUTES	927	1,138,195,118
TOTAL FY 2024 (JULY 1, 2023 - JUNE 30, 2024)	2,456	2,337,551,713

Notes

- This report includes all the proposals submitted during the fiscal year. Typically, proposals are funded or declined within six to twelve months after submission. There may be some overlap with the annual reports for awards that were received during the fiscal year, but there is no one-to-one relationship between proposals and awards in these reports.
- The number of proposals is calculated from the total number of submissions during the fiscal year.
- The value of proposals is calculated from the total estimated cost for all budget periods proposed. These amounts include direct and indirect costs and often are higher than the actual awarded amount.

Expenditures by Funding Agency

Sponsored Projects Annual Financial Report - Fiscal Year 2024

	Payments Received
FEDERAL AGENCIES	
DEPARTMENT OF AGRICULTURE	927,426
DEPARTMENT OF COMMERCE	91,585,517
DEPARTMENT OF DEFENSE	34,251,162
DEPARTMENT OF EDUCATION	3,349,684
DEPARTMENT OF ENERGY (includes DOE labs)	23,598,563
DEPARTMENT OF HEALTH & HUMAN SERVICES (NIH)	63,415,956
DEPARTMENT OF HOMELAND SECURITY	620,501
DEPARTMENT OF JUSTICE	1,687,602
DEPARTMENT OF THE INTERIOR	6,534,073
DEPARTMENT OF TRANSPORTATION	5,831
ENVIRONMENTAL PROTECTION AGENCY	520,938
NATIONAL AERONAUTICS & SPACE ADMINISTRATION	140,467,034
NATIONAL ENDOWMENT FOR THE ARTS	8,124
NATIONAL FOUNDATION ON THE ARTS & THE HUMANITIES	214,660
NATIONAL SCIENCE FOUNDATION	114,210,630
VETERANS ADMINISTRATION	95,398
OTHER FEDERAL	8,034,998
TOTAL FEDERAL AGENCIES	489,528,097
FEDERAL FLOW-THRU	
ASSOCIATIONS & FOUNDATIONS	3,516,565
LOCAL GOVERNMENTS IN COLORADO	119,872
OTHER LOCAL GOVERNMENTS OUTSIDE COLORADO	7,784,213
PRIVATE FEDERAL	15,562,276
PRIVATE NON-PROFIT HOSPITALS	249,399
PRIVATE NON-PROFITS	7,584,349
PRIVATE UNIVERSITIES	20,782,914
PUBLIC UNIVERSITIES (NO CO STATE FUNDS)	23,157,773
STATE OF COLORADO UNIVERSITIES	7,862,547
TOTAL FEDERAL FLOW-THRU	86,619,908
OTHER	
ASSOCIATIONS & FOUNDATIONS	17,079,162
INTERNATIONAL	57,682,047
LOCAL GOVERNMENTS IN COLORADO	523,209
OTHER LOCAL GOVERNMENTS OUTSIDE COLORADO	396,496
PRIVATE	15,801,321
PRIVATE NON-PROFITS	5,479,413
PRIVATE UNIVERSITIES	1,213,120
PUBLIC UNIVERSITIES (NO CO STATE FUNDS)	1,996,612
STATE OF COLORADO	6,342,256
STATE OF COLORADO UNIVERSITIES	896,982
TOTAL OTHER	107,410,618
TOTAL FY 2024 (JULY 1, 2023 - JUNE 30, 2024)	683,558,623

Notes

- Expenditure data is provided by the Campus Controller's Office (CCO).
- This expenditure report counts only those expenditures incurred by the University of Colorado Boulder during the fiscal year.
- The Expenditures by Funding Agency report does not include CU Foundation (Boulder campus) gifts supporting research and creative work.

Expenditures by Department

Sponsored Projects Annual Financial Report - Fiscal Year 2024

	Payments Received
ADMINISTRATION & COLLEGES	
ACADEMIC AFFAIRS	73,147
ADMINISTRATION	17,226
POLICE DEPARTMENT	582,007
ATHLETICS	12,442
COLLEGE OF MUSIC	47,463
CONTINUING EDUCATION	854,200
GRADUATE SCHOOL	35,601
CENTER FOR STEM LEARNING	(128,077)
CENTER FOR NATIVE AMERICAN & INDIGENOUS STUDIES	424,788
COLORADO EUROPEAN UNION CENTER OF EXCELLENCE	(7,769)
LEEDS SCHOOL OF BUSINESS	1,433,425
LIBRARIES	141,210
OFFICE OF DIVERSITY, EQUITY & COMMUNITY ENGAGEMENT	195,869
OFFICE OF INFORMATION TECHNOLOGY	2,544,486
SCHOOL OF EDUCATION	4,311,718
BUENO CENTER FOR MULTICULTURAL EDUCATION	1,399,718
SCHOOL OF LAW	536,810
STUDENT AFFAIRS	170,556
FACILITIES MANAGEMENT - TRANSPORTATION SERVICES	1,021,666
UNDERGRADUATE EDUCATION	1,413,487
OFFICE OF FINANCIAL AID	6,757,625
TOTAL ADMINISTRATION & COLLEGES	21,837,598
COLLEGE OF ARTS & SCIENCES	
ANTHROPOLOGY	289,328
APPLIED MATHEMATICS	3,646,134
ASTROPHYSICAL & PLANETARY SCIENCES	10,678
ATMOSPHERIC & OCEANIC SCIENCES	3,866,125
BIOCHEMISTRY	10,671,855
CENTER TO ADVANCE RESEARCH & TEACHING IN THE SOCIAL SCIENCES	2,197,069
CENTER OF THE AMERICAN WEST	9,716
CENTER FOR ASIAN STUDIES	578,080
CENTER FOR INTEGRATED PLASMA STUDIES	1,894,078
CHEMISTRY	8,786,734
CENTER FOR ASTROPHYSICS & SPACE ASTRONOMY	3,012,886
CLASSICS	68,053
COLORADO SHAKESPEARE FESTIVAL	20,000
ECOLOGY & EVOLUTIONARY BIOLOGY	4,485,091
ENGLISH	46,705
ENVIRONMENTAL STUDIES PROGRAM	40,243
ETHNIC STUDIES	38,160
FISKE PLANETARIUM	932,598
GEOGRAPHY	1,073,216
GEOLOGICAL SCIENCES	4,113,837
HISTORY	217,668
INTEGRATIVE PHYSIOLOGY	8,447,246
INTERNATIONAL AFFAIRS	88,944
JEWISH STUDIES	66,295
LINGUISTICS	419,422
MATHEMATICS	556,578
MOLECULAR, CELLULAR & DEVELOPMENTAL BIOLOGY	12,172,183

Expenditures by Department

Sponsored Projects Annual Financial Report - Fiscal Year 2024

	Payments Received
COLLEGE OF ARTS & SCIENCES - CONTINUED	
PHILOSOPHY	77,986
PHYSICS	34,164,931
POLITICAL SCIENCE	18,631
PSYCHOLOGY & NEUROSCIENCE	6,787,596
RELIGIOUS STUDIES	235
SOCIAL SCIENCES PROGRAMS & CENTERS	69,530
SPANISH & PORTUGUESE	12,746
SPEECH, LANGUAGE & HEARING SCIENCE	1,131,096
THEATRE & DANCE	8,124
WOMEN & GENDER STUDIES	84,878
TOTAL COLLEGE OF ARTS & SCIENCES	110,104,675
COLLEGE OF MEDIA, COMMUNICATION & INFORMATION	
DEAN'S OFFICE	(1,856)
COMMUNICATION	83,917
MEDIA STUDIES	86,833
MEDIA DESIGN	(21,664)
INFORMATION SCIENCE	1,704,319
TOTAL COLLEGE OF MEDIA, COMMUNICATION & INFORMATION	1,851,549
COLLEGE OF ENGINEERING & APPLIED SCIENCE	
AEROSPACE ENGINEERING SCIENCES	35,559,615
ALLIANCE FOR TECHNOLOGY, LEARNING & SOCIETY	645,774
BOLD CENTER	35,451
CHEMICAL & BIOLOGICAL ENGINEERING	18,709,100
CIVIL, ENVIRONMENTAL & ARCHITECTURAL ENGINEERING	20,956,736
CIVIL ENGINEERING - CADSWES	1,505,058
COLLEGE OF ENGINEERING & APPLIED SCIENCE - DEAN'S OFFICE	6,970,410
COLORADO POWER ELECTRONICS CENTER	17,225
COMPUTER SCIENCE	9,699,070
ELECTRICAL, COMPUTER & ENERGY ENGINEERING	13,799,817
INDUSTRY-UNIVERSITY COOPERATIVE RESEARCH CENTER	514,482
INTEGRATED TEACHING & LEARNING LAB	(1,356,293)
INTERDISCIPLINARY TELECOMMUNICATION PROGRAM	129,530
LOCKHEED MARTIN ENGINEERING MANAGEMENT PROGRAM	410,151
MATERIALS SCIENCE & ENGINEERING PROGRAM	1,832,580
MECHANICAL ENGINEERING	15,300,899
MEMBRANCE APPLIED SCIENCE & TECHNOLOGY	419,494
NATIONAL CENTER FOR WOMEN & INFORMATION TECHNOLOGY	6,068,224
SPACE GRANT COLLEGE	1,302,817
TOTAL COLLEGE OF ENGINEERING & APPLIED SCIENCE	132,520,140

Expenditure data is provided by the Campus Controller's Office (CCO).

The Expenditures by Department report does not include CU Foundation (Boulder campus) gifts supporting research and creative work.

Expenditures by Department

Sponsored Projects Annual Financial Report - Fiscal Year 2024

	Payments Received
RESEARCH INSTITUTES & RESEARCH & INNOVATION OFFICE	
ALLIANCE FOR TECHNOLOGY, LEARNING & SOCIETY	89,892
BIOFRONTIERS INSTITUTE	12,263,759
BOULDER VENTURE PARTNERS	566,576
COOPERATIVE INSTITUTE FOR RESEARCH IN ENVIRONMENTAL SCIENCES	108,281,845
INSTITUTE OF ARCTIC & ALPINE RESEARCH	14,539,429
INSTITUTE FOR BEHAVIORAL GENETICS	9,925,183
INSTITUTE OF BEHAVIORAL SCIENCE	17,634,781
INSTITUTE OF COGNITIVE SCIENCE	15,214,758
JILA	37,464,152
LABORATORY FOR ATMOSPHERIC & SPACE PHYSICS	181,352,120
MUSEUM	1,443,663
NATIONAL SOLAR OBSERVATORY	624,042
RENEE CROWN WELLNESS INSTITUTE	1,739,751
RENEWABLE & SUSTAINABLE ENERGY INSTITUTE	11,939,058
RESEARCH & INNOVATION OFFICE	4,175,048
SUSTAINABILITY INNOVATION LAB	(9,396)
TOTAL RESEARCH INSTITUTES & RESEARCH & INNOVATION OFFICE	417,244,661
TOTAL FY 2024 (JULY 1, 2023 - JUNE 30, 2024)	683,558,623

Expenditure data is provided by the Campus Controller's Office (CCO).

The Expenditures by Department report does not include CU Foundation (Boulder campus) gifts supporting research and creative work.

Expenditures by Category

Sponsored Projects Annual Financial Report - Fiscal Year 2024

EXPENSE CATEGORY	FEDERAL AWARDS	OTHER FEDERAL FLOW THRU & NON-FEDERAL AWARDS	PRIVATE AWARDS	STATE OF COLORADO AWARDS	TOTAL EXPENDED
SALARIES & WAGES	169,441,696	56,431,520	6,318,676	4,901,368	237,093,260
FRINGE BENEFITS	67,104,858	23,380,963	2,275,613	1,668,214	94,429,649
OPERATING EXPENSES	115,354,754	41,095,709	2,913,287	5,365,479	164,729,228
TRAVEL	9,806,263	3,276,666	219,960	121,420	13,424,309
UTILITIES	729,143				729,143
STUDENT AID	4,350,526	366,057	218,983	766,705	5,702,270
LIBRARY BOOKS & PERIODICALS	-1,598	12,625			11,027
FIXED ASSET COSTS	11,623,325	3,175,201	333,779	127,288	15,259,594
FACILITIES & ADMINISTRATION COSTS	111,119,130	35,388,680	3,521,023	2,151,310	152,180,144
TOTAL	489,528,097	163,127,421	15,801,321	15,101,785	683,558,623

Expenditure data is provided by the Campus Controller's Office (CCO).

The Expenditures by Department report does not include CU Foundation (Boulder campus) gifts supporting research and creative work.

