

1533  
MIDN  
3 Mar 23

From: Colorado Meet Officer in Charge, Naval Reserve Officers  
Training Corps, University of Colorado  
To: All Hands

Subj: COLORADO MEET SHOOTING COMPETITION LETTER OF INSTRUCTION

Encl: (1) Courses of Fire  
(2) Map of Shooting Competition  
(3) Operational Risk Management (ORM)  
(4) Weapons Safety Rules  
(5) Targets  
(6) Timeline  
(7) Shooter Release Form  
(8) After Action Report

1. Orientation. The shooting competition of the Colorado meet will take place at the CU Police Department Range and will occur on 3-4 Mar 2023.

2. Situation. The University of Colorado Boulder Naval Reserve Officers Training Corps (CUNROTC) Rifle/Pistol team is hosting a rifle/pistol competition. The competition will consist of rifle and pistol courses of fire, which are determined by the National Rifle Association's Competitions Rulebook. The teams competing will travel to Boulder Police Department Range in order to participate in the courses of fire. At the conclusion of the competition, each schools' respective teams will return to CU for awards.

3. Mission. The CU NROTC competition teams will travel from CU Main Campus to Boulder Police Department Range on 3-4 Mar 2023, to compete in the CU NROTC Shooting Competition in order to test military shooting skills in a competitive environment and foster camaraderie between competitors.

4. Execution

a. Commander's Intent

(1) Purpose. The primary objectives of the Colorado Meet are to instill confidence in future Naval and Marine Corps officers, provide an environment for a healthy and challenging competition, as well as strengthen camaraderie between competitors and all working personnel. The Colorado Meet provides an opportunity for all competitors and all personnel to train, demonstrate, and evaluate

Subj: COLORADO MEET SHOOTING COMPETITION LETTER OF INSTRUCTION

their leadership skills necessary for performing in The Navy and Marine Corps.

(2) Endstate. All participants of the 2023 Colorado Meet will perform in a challenging and safe environment which will be safe, enjoyable, and productive for all who attend.

b. Concept of Operations. Teams will use the time prior to the competition to improve their skills. Upon teams' arrival to CU they will prove their skills during the competition. After all of the shooting teams finish, they will receive feedback and one team will be named the winner.

c. Scheme of Maneuver

(1) Phase I: Preparing for the competition. The rifle/pistol OIC, AOIC, and team captains will be expected to prepare all the spaces, weapons, and schedules in order to prepare for the respective teams.

(2) Phase II: The Competition. Over the course of 2 days, all teams will compete at the Boulder Police Department Shooting Range in a graded rifle and pistol competition. Pistol and rifle teams will be limited to 4 members per team. Due to safety and time concerns, only 3 pistol shooters may be allowed to participate on the days of the competition depending on equipment function. Participants may shoot on either rifle or pistol, but not both.

(3) Phase III: Grading. The grading of the targets will take place on all days of competition. The targets will be graded according to the Official NRA Rule Book. All scoring will take place after firing has ceased and will be available for review and challenging. Each school will be given all scored material after conclusion of the meet.

d. Tasks

(1) All Participants. All participants will be responsible for the safety of themselves and others at the competition. Teams will be responsible for cleaning and reloading the weapons.

(2) Rifle Teams. Rifle Teams will be responsible for completing the rifle course of fire. (See enclosure 1) Rifle teams will get 20 rounds for warmup and 28 rounds for the graded portion of the competition.

(3) Pistol Teams. Pistol teams will be responsible for completing the pistol course of fire. (See enclosure 2) Pistol Teams will receive 40 rounds for the graded portion of the competition.

(4) Team Captains. The Team Captains will maintain, train and ensure all weapons safety rules are being followed at all times.

Subj: COLORADO MEET SHOOTING COMPETITION LETTER OF INSTRUCTION

(5) Range Safety Officer. The range safety officer (RSO) is responsible for range observation and safety. They have the right to remove competitors if they are deemed unsafe to handle the weapons.

(6) Shooting Competition OIC. The OIC will be the liaison between all the competing schools and the University of Colorado, Boulder. The OIC will ensure that the competition runs fairly and safely.

(7) Shooting Competition AOIC. The AOIC is responsible for helping the OIC with all assigned tasks and communicating with Team Captains.

e. Coordinating Instructions. All Team Captains will be in communication at all times with the shooting competition OIC Sergeant Ferris or AOIC Midshipman 3/C Army via cell phone in order to maintain accountability for the training and all personnel through the entirety of the event.

## 5. Administration and Logistics

### a. Administration

(1) Transportation. It is the responsibility of each school competing in the shooting competition to transport all personnel and equipment from their hotel to and from the shooting range once the competition is complete. This year the competition will be held at the Boulder Police Department Shooting Range; See Enclosure (3)

(2) Medical. In case of any medical emergency, self-aid and buddy-aid will be utilized. Any individual with a medical condition that cannot be handled in such a fashion will be transported to the nearest medical facility for treatment. See Enclosure 4 for the Operation Risk Management sheet. The nearest hospital in Boulder is Foothills Hospital, located at 4747 Arapahoe Ave., Boulder, CO 80303, reachable at: (303) 415-7000. See enclosure 5 for directions from the shooting range to Foothills Hospital. Call 911 in a life-threatening situation.

### b. Logistics

(1) Supply. Each pistol shooter will receive 4 standard USPSA targets. Each rifle shooter will receive 4 rifle targets. Schools will be able to use rifles and/or pistols from CU NROTC. Schools must use ammunition supplied by CUNROTC.

(2) Uniforms. During the event, the uniform will be NWUs/MARPATs. Pistol shooters have the option to deblouse during the competition.

(3) Gear. Schools are allowed to bring slings, shooting mats

Subj: COLORADO MEET SHOOTING COMPETITION LETTER OF INSTRUCTION

and shooting jackets. Schools are required to bring their own ear protection and eye protection. For further information on whether a particular piece of gear is authorized, consult the NRA small bore regulations website or contact the CU NROTC Shooting OIC.

(4) Weapons. CU NROTC will supply the weapons for the competition. For the pistol competition the exact model that will be in use is the Walther USA Colt 1911 Pistol .22 LR 5in 10rd and for the rifle competition the exact model that will be in use is the Smith & Wesson 10208 M&P 15-22 Sport Rifle .22 LR 16in 25rd. Teams will have the option to use their own weapons or the weapons provided by CU NROTC for the competition. If teams choose to use their own weapons the shooting competition OIC will need to be contacted NLT 3 Feb 2023.

6. Command and Signal

a. Command. Shooting competition OIC Sergeant Ferris or AOIC Midshipman 3/C Army will be present at the range during the competition and will be reachable by cell phone at all times. Any significant emergencies will be reported up to the Staff AMOI, Gunnery Sergeant Mathews.

b. Signal. All communications that cannot be conducted verbally will be conducted over cell phones during the event.

(1) Points of Contact.

a. AMOI Gunnery Sergeant Mathews,  
[Jeremy.mathews@colorado.edu](mailto:Jeremy.mathews@colorado.edu), (619)841-8434.

b. Colorado Meet OIC Midshipman 2/C Eddington,  
[coloradomeet2022@colorado.edu](mailto:coloradomeet2022@colorado.edu), (720) 660-2348

c. Colorado Meet AOIC Midshipman 2/C McLaren and OC Barnes  
[lorissa.barnes@colorado.edu](mailto:lorissa.barnes@colorado.edu), [william.mclaren@colorado.edu](mailto:william.mclaren@colorado.edu), 2/C Maclaren (810)923-4859 OC Barnes (720) 384-4173

d. Shooting Competition OIC Sergeant Ferris,  
[william.ferris@colorado.edu](mailto:william.ferris@colorado.edu), (719) 691-9398.

e. Shooting Competition AOIC Midshipman 3/C Army,  
[isaac.army@colorado.edu](mailto:isaac.army@colorado.edu), (202) 390-1534.

Subj: COLORADO MEET SHOOTING COMPETITION LETTER OF INSTRUCTION

J. W. Eddington

Rifle Course of Fire:

Stage	Meter Line	Engagement	Rounds Per Exposure	Time	Position	Iterations	Total Rounds
Zero/Hold Confirmation	25m	Zero/Hold Confirmation	10	5min	Standing, Kneeling	1	10
<p>"Tower NCO"- SHOOTERS, WITH A MAGAZINE OF 10 ROUNDS, MAKE A CONDITION ONE WEAPON. THIS IS YOUR 25 METER ZERO CONFIRMATION. YOU WILL HAVE 5 MINUTES TO FIRE 5 ROUNDS IN THE STANDING AND 5 IN THE KNEELING ON THE RIGHT TARGET. SHOOTERS STANDBY, TARGETS. <b>"Cease fire, Cease fire"</b>. UNLOAD SHOW CLEAR.</p>							
Stage 1	15m	HP FSH BDH	2 3 6	HP 4 Sec FSH 7 Sec BDH 10 Sec	Standing Standing Standing	2 2 1	16
<p>"Tower NCO"- SHOOTERS WITH A MAGAZINE OF 16 ROUNDS MAKE A CONDITION ONE WEAPON. YOUR NEXT DRILL WILL BE A HAMMER PAIR IN A TIME LIMIT OF 4 SECONDS. STAND BY, TARGETS. <b>"Cease fire, Cease fire"</b>            SAME DRILL SAME DRILL STAND BY. TARGETS. <b>"Cease fire, Cease fire"</b>.</p> <p>SHOOTERS YOUR NEXT DRILL WILL BE A FAILURE TO STOP TO THE HEAD. YOU WILL FIRE TWO ROUNDS TO THE CHEST AND ONE TO THE HEAD IN A TIME LIMIT OF 7 SECONDS TO DO SO. STAND BY! TARGETS. <b>"Cease fire, Cease fire"</b>            SAME DRILL SAME DRILL STAND BY. TARGETS. <b>"Cease fire, Cease fire"</b>.</p> <p>SHOOTERS YOUR NEXT DRILL WILL BE A BOX DRILL, TWO SHOTS TO THE CHEST OF THE RIGHT TGT, TWO SHOTS TO THE CHEST OF THE LEFT TGT, ONE SHOT TO THE HEAD OF THE LEFT AND THEN THE RIGHT. IN A TIME LIMIT OF 10 SECONDS. STAND BY! TARGETS. <b>"Cease fire, Cease fire"</b> UNLOAD SHOW CLEAR. COACHES ONCE THEY ARE CLEAR MOVE TO THE 25M LINE MUZZLES POINTED AT THE DECK.</p>							
Stage 2	25m	CP FSP BDP ST-KN CP	2 3 6 2	6 Sec 7 Sec 10 Sec 10 Sec	Standing Standing Standing Std to Kn	2 2 1 2	20
<p>"Tower NCO"- SHOOTERS MAKE A CONDITION ONE WEAPON WITH 20 ROUNDS. IN THE STANDING POSITION. YOUR NEXT DRILL WILL BE A CONTROLLED PAIR IN A TIME LIMIT OF 6 SECONDS. STAND BY, TARGETS. <b>"Cease fire, Cease fire"</b>            SAME DRILL SAME DRILL STAND BY. TARGETS. <b>"Cease fire, Cease fire"</b>.</p> <p>YOUR NEXT DRILL WILL BE A FAILURE TO STOP TO THE PELVIS. YOU WILL FIRE 2 SHOTS TO THE CHEST AND ONE TO THE PELVIS IN A TIME LIMIT OF 7 SECONDS. STAND BY, TARGETS. <b>"Cease fire, Cease fire"</b>            SAME DRILL SAME DRILL STAND BY. TARGETS. <b>"Cease fire, Cease fire"</b>.</p>							

YOUR NEXT DRILL WILL BE A BOX DRILL, TWO SHOTS TO THE CHEST OF THE RIGHT TGT, TWO SHOTS TO THE CHEST OF THE LEFT TGT, ONE SHOT TO THE HEAD OF THE LEFT AND THEN THE RIGHT. IN A TIME LIMIT OF 10 SECONDS. STAND BY! TARGETS. **"Cease fire, Cease fire"**

YOUR NEXT DRILL WILL BE A CONTROLLED PAIR FIRED FROM THE STANDING TO THE KNEELING. UPON THE COMMAND SHOOTERS WILL ASSUME THE KNEELING POSITION AND ENGAGE WITH A CONTROLLED PAIR IN A TIME LIMIT OF 10 SECONDS. STANDBY, TARGETS.

**"Cease fire, Cease fire"**

SHOOTERS WEAPONS ON SAFE STAND, THIS WILL BE YOUR LAST AND FINAL DRILL, IT WILL BE THE SAME CONTROLLED PAIR FROM THE STANDING TO KNEELING. STANDBY, TARGETS.

**"Cease fire, Cease fire"** SHOOTERS UNLOAD SHOW CLEAR.

Magazine loadouts							
MAG 1	10 mds						
MAG 2	16 mds						
MAG 3	20 mds						
Total	46 mds						

- a. Scoring: shots that land inside of the "A" zone (Standard USPSA target) will count as 2 points. Shots that land in the "B" zone will count at 1 point. Shots outside of the A or B range will count as 0. Shots that occur after the time limit will be counted as 0.
- b. Alibis will be granted to shooters who demonstrate immediate remedial action. Remedial action is in the form of tapping the magazine, racking the slide, and attempting to fire another shot. No alibis will be granted if no remedial action is taken. For each shot not fired in a course of fire where an alibi is granted, the shooter will be granted one second per shot to fire the remaining shots.
- c. RSO will direct the course of fire.

Pistol Course of Fire:

Stage	Meter Line	Engagement	Rounds Per Exposure	Time	Position	Iterations	Total Rounds
Hold Confirmation	7m	5 rds Chest 5rds Head	5 5	5min	Standing Standing	1 1	10
<p>*Tower NCO* SHOOTERS WITH A MAGAZINE OF 10 ROUNDS, MAKE A CONDITION 1 WEAPON. THIS WILL BE YOUR HOLD CONFIRMATION, YOU WILL FIRE 5 ROUNDS TO THE CHEST AND 5 ROUNDS TO THE HEAD IN A TIME LIMIT OF FIVE MINUTES. STANDBY, TARGETS. <b>"Cease fire, Cease fire"</b>. SHOOTERS UNLOAD SHOW CLEAR!</p>							
Stage 1	7m	HP FSH	2 3	4 Sec 7 Sec	Standing Standing	2 2	10
<p>*Tower NCO* SHOOTERS WITH A MAGAZINE OF 10 ROUNDS, MAKE A CONDITION 1 WEAPON. THIS WILL BE YOUR 7 LINE ITERATION. SHOOTERS YOU WILL FIRE A HAMMER PAIR IN THE TIME LIMIT OF 4 SECONDS. SHOOTERS STANDBY. TARGETS. <b>Cease Fire. Cease Fire.</b> SAME DRILL SAME DRILL, STANDBY, TARGETS. <b>Cease Fire. Cease Fire.</b></p> <p>SHOOTERS YOUR NEXT DRILL WILL BE A FAILURE TO STOP TO THE HEAD. YOU WILL FIRE TWO ROUNDS TO THE CHEST AND ONE TO THE HEAD IN A TIME LIMIT OF 7 SECONDS. STANDBY! TARGETS. <b>"Cease fire, Cease fire"</b> SAME DRILL SAME DRILL STAND BY. TARGETS. <b>"Cease fire, Cease fire"</b>.</p> <p>SHOOTERS UNLOAD SHOW CLEAR! ONCE YOU HAVE BEEN CLEARED BY YOUR COACH MUZZLE TO THE SKY, FACE ABOUT AND MORE TO THE 15M FIRING LINE AND REMAIN FACING UP RANGE MUZZLE TO THE SKY.</p>							
Stage 2	15m	CP FSP BDP	2 3 6	6 Sec 7 Sec 10 Sec	Standing Standing Standing	2 2 1	16
<p>*Tower NCO* SHOOTERS WITH A MAGAZINE OF 10 ROUNDS, MAKE A CONDITION 1 WEAPON. THIS WILL BE YOUR 15m LINE ITERATION. SHOOTERS YOU WILL FIRE A CONTROLLED PAIR IN THE TIME LIMIT OF 6 SECONDS. SHOOTERS STANDBY. TARGETS. <b>Cease Fire. Cease Fire.</b> SAME DRILL SAME DRILL, STANDBY, TARGETS. <b>Cease Fire. Cease Fire.</b></p> <p>SHOOTERS YOUR NEXT DRILL WILL BE A FAILURE TO STOP TO THE PELVIS. YOU WILL FIRE TWO ROUNDS TO THE CHEST AND ONE TO THE PELVIS IN A TIME LIMIT OF 7 SECONDS. STANDBY! TARGETS. <b>"Cease fire, Cease fire"</b> SAME DRILL SAME DRILL STAND BY. TARGETS. <b>"Cease fire, Cease fire"</b>. SHOOTERS AT THIS TIME CONDUCT A TACTICAL RELOAD WITH A MAGAZINE OF 6 ROUNDS.</p> <p>SHOOTERS YOUR NEXT DRILL WILL BE A BOX, TWO SHOTS TO THE CHEST OF THE RIGHT TGT, TWO SHOTS TO THE CHEST OF THE LEFT TGT, ONE SHOT TO THE HEAD OF THE LEFT AND THEN THE RIGHT. IN A TIME LIMIT OF 10 SECONDS. STANDBY! TARGETS. <b>"Cease fire,</b></p>							

**Cease fire"**

SHOOTERS UNLOAD SHOW CLEAR! ONCE YOU HAVE BEEN CLEARED BY YOUR COACH MUZZLE TO THE SKY, FACE ABOUT AND MORE TO THE 25M FIRING LINE AND REMAIN FACING UP RANGE MUZZLE TO THE SKY.

Stage 3	25m	CP Single	2 1	6 Sec 5 Sec	Standing Standing	2 6	10
---------	-----	--------------	--------	----------------	----------------------	--------	----

\*Tower NCO\* SHOOTERS WITH A MAGAZINE OF 10 ROUNDS, MAKE A CONDITION 1 WEAPON. THIS WILL BE YOUR 15m LINE ITERATION. SHOOTERS YOU WILL FIRE A CONTROLLED PAIR IN THE TIME LIMIT OF 6 SECONDS. SHOOTERS STANDBY, TARGETS. **Cease Fire. Cease Fire.** SAME DRILL SAME DRILL, STANDBY, TARGETS. **Cease Fire. Cease Fire.**

SHOOTERS YOUR NEXT DRILL WILL BE A SINGLE SHOT TO THE CHEST IN A TIME LIMIT OF 5 SECONDS. YOU WILL CONDUCT THIS DRILL 6 TIMES. SHOOTERS STANDBY, TARGETS. **Cease Fire. Cease Fire.**

SAME DRILL STANDBY, TARGETS . **Cease Fire. Cease Fire.**

SAME DRILL STANDBY, TARGETS . **Cease Fire. Cease Fire.**

SAME DRILL STANDBY, TARGETS . **Cease Fire. Cease Fire.**

SAME DRILL STANDBY, TARGETS . **Cease Fire. Cease Fire.**

SHOOTERS THIS IS YOUR FINAL DRILL, SINGLE SHOT, STANDBY, TARGETS . **Cease Fire. Cease Fire.** SHOOTERS UNLOAD SHOW CLEAR.

Mag 1	10 rnds
Mag 2	10 rnds
Mag 3	10 rnds
Reload 1	6 rnds
Mag 4	10 rnds
Total	46 rnds

c. Scoring: shots that land inside of the "A" zone (Standard USPSA target) will count as 2 points. Shots that land in the "B" zone will count at 1 point. Shots outside of the A or B range will count as 0. Shots that occur after the time limit will be counted as 0. A perfect score is 80 points.

d. Alibis will be granted to shooters who demonstrate immediate remedial action. Remedial action is in the form of tapping the magazine, racking the slide, and attempting to fire another shot. No alibis will be granted if no remedial action is taken. For each shot not fired in a course of fire where an alibi is granted, the shooter will be granted one second per shot to fire the remaining shots.

e. RSO will direct the course of fire

Range card the Tower will be calling:

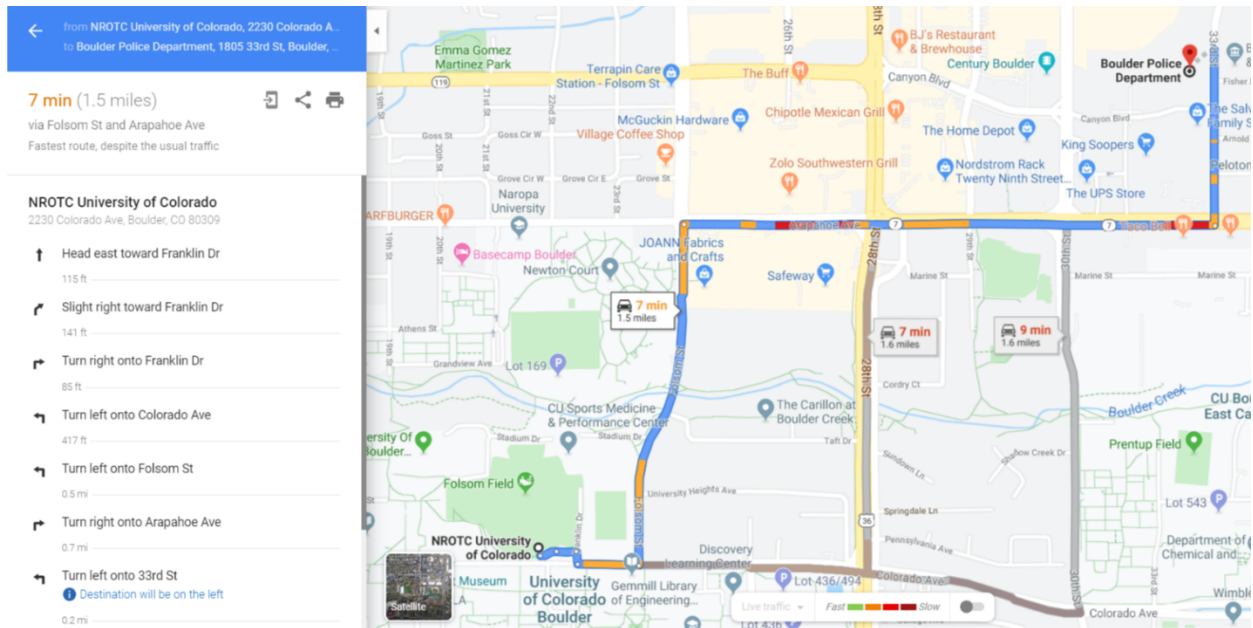
	<b><u>Rifle:</u></b>	<b><u>Pistol:</u></b>	Obs TGTs
<b>25</b> Obs TGTs	<b><u>25m Line</u></b> Load a Magazine of 10 rounds Make a condition 1 weapon 5 rounds in the Standing 5 rounds in the Kneeling TL 5min Unload show clear Move to 15m Line	Make your way down to the 7 Meter line Load a magazine of 10 rounds Make a condition 1 weapon 5 rounds to Chest 5 rounds to Head TL 5min	7m
15m	<b><u>15m Line</u></b> Load a magazine of 16 rounds Make a condition 1 weapon Hammer pair in TL 4sec Same Drill Failure to Stop head TI 7sec Same Drill Box Drill Head 10sec Unload show clear Move to 25m	<b><u>7m Line</u></b> Load a magazine of 10 rounds Make a condition 1 weapon Hammer Pair TL 4sec Same Drill Failure to Stop Head TL 7sec Unload show clear muzzles to the sky move to the 15m line	7m
25m	<b><u>25m Line</u></b> Load a magazine of 20 rounds Make a condition 1 weapon Controlled Pair TL 6 sec Same Drill Failure to Stop Pelvis TL 7 sec Same Drill Box Drill Pelvis TL 10 sec Standing to Kneeling Controlled Pair TL 10 sec Unload show clear	<b><u>15m line</u></b> Load a magazine of 10 rounds Make a condition 1 weapon Controlled Pair TL 6sec Same Drill Failure to Stop Pelvis TL 7sec Same Drill Tactical reload of 6 rounds Box Drill Pelvis TL 10sec Unload show clear muzzles to the sky move to the 25m line	15m
		<b><u>25m line</u></b> Load a magazine of 10 rounds Make a condition 1 weapon Controlled Pair TL 6sec Same Drill Single Shot TL 5sec Same Drill	25m

		Same Drill Same Drill Same Drill Same Drill Cease Fire, Unload show clear			
		Magazine Loadouts			
		Rifle		Pistol	
		10 Rounds		10 Rounds	
		16 Rounds		10 Rounds	
		20 Rounds		10 Rounds	
				6 Rounds	
			10 Rounds		
		46 Total	46 Total		

## Map of CU NROTC and Boulder PD Range

White Point: CU NROTC

Red Designator: Boulder Police Department Range



# Operational Risk Management

Risk Managment Matrix							
Training Evolution: CU NROTC Shooting Comp		Organization: CU NROTC		Prepared by: SSgt Briggman		Date: 01/01/2022	
Operational Phase	Hazard	Causes	Initial RAC	Developing Controls	Residual RAC	How to implement	How to Supervise
	Negligent Discharge	Shooter	3	1 PSO per 2 shooters	1	Safety Brief	OIC & RSO Supervise
	Hearing loss	Load noises	3	Ear protection	1	Mandate Ear Protection	RSO
	Eye damage	Flying debris	3	Eye Protection	1	Mandate Eye Protection	RSO

Hazard severity		Risk Assessment Code Matrix					Command Review/Approval	
		Mishap Probability						
			A	B	C	D		
H a z a r d  S e v e r i t y	I	1	1	2	3	OIC: _____		
	II	1	2	3	4	XO: _____		
	III	2	3	4	5	CO: _____		
	IV	3	4	5	5	RCO: _____		

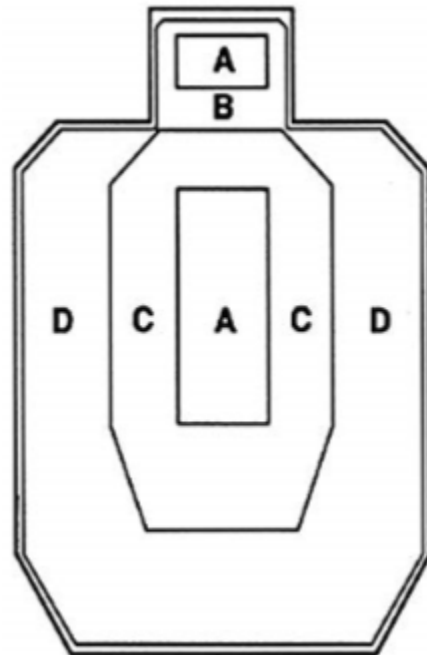
**Hazard severity**  
 I Catastrophic: Death, Permanent Disability, Major property damage.  
 II Critical: Permanent partial disability, major system or minor property damage  
 III Marginal: Minor injury, Minor system or property damage.  
 IV Negligible: First aid, minor systems repair  
**Mishap Probability:**  
 A Frequently  
 B Likely  
 C Occasional  
 D Unlikely  
**Risk Assessment Code (RAC)**  
 1 Critical  
 2 Serious  
 3 Moderate  
 4 Minor  
 5 Negligible

Weapons Safety Rules:


1. Treat every weapon as if it were loaded.
2. Never point a weapon as anything you do not intend to shoot.
3. Keep your finger straight and off the trigger until you are ready to fire.
4. Keep the weapon on safe until you intend to fire.
5. Know your target, what lies beyond and inbetween.

## Targets

### 1. Standard USPSA Target:



### 2. NRA A-36 Target:



**Schedule Example:**

**Shooting Times can change due to team registration.**

**Friday 0600-1800**

**CU Boulder NROTC (0600-0800)**

(Rifle): 0600-0700

(Transition period)

Team 1 (Pistol): 0710-0740

0740-0850 (clean up)

**CU Boulder AFROTC (0800-1000)**

(Rifle): 0800-0900

(Transition period)

Team 2 (Pistol): 0910-0940

0940-0950 (clean up)

**Arizona State (1000-1200)**

(Rifle): 1000-1100

(Transition period)

Team 3 (Pistol): 1110-1140

1140-1150 (clean up)

**University of Arizona (1200-1400)**

(Rifle): 1200-1300

(Transition period)

Team 4 (Pistol): 1310-1340

1340-1350 (clean up)

**University of Minnesota (1400-1600)**

(Rifle): 1400-1500

(Transition period)

Team 5 (Pistol): 1510-1540

1540-1550 (clean up)

**University of Oklahoma (1600-1800)**

(Rifle): 1600-1700

(Transition period)

Team 6 (Pistol): 1710-1740

1740-1750 (clean up)

**University of Kansas (1800-2000)**

(Rifle): 1800-1900

(Transition period)

Team 6 (Pistol): 1910-1940

1940-1950 (clean up)

**Saturday 0600-1800**

**University of New Mexico (0600-0800)**

(Rifle): 0600-0700

(Transition period)  
Team 7 (Pistol): 0710-0740  
0740-0750 (clean up)

**University of California Berkeley** (0800-1000)

(Rifle): 0800-0900  
(Transition period)  
Team 8 (Pistol): 0910-0940  
0940-0950 (clean up)

**Iowa State** (1000-1200)

(Rifle): 1000-1100  
(Transition period)  
Team 9 (Pistol): 1110-1140  
1140-1150 (clean up)

**University of Nebraska** (1200-1400)

(Rifle): 1200-1300  
(Transition period)  
Team 10 (Pistol): 1310-1340  
1340-1350 (clean up)

**Ohio State** (1400-1600)

(Rifle): 1400-1500  
(Transition period)  
Team 11 (Pistol): 1510-1540  
1540-1550 (clean up)

CITY OF BOULDER – COLORADO  
BOULDER POLICE DEPARTMENT  
FIRING RANGE PARTICIPATION FORM

ADULT 18 YEARS OF AGE AND OLDER

Name: \_\_\_\_\_

Address: \_\_\_\_\_

City, State, Zip: \_\_\_\_\_

Phone: \_\_\_\_\_

Emergency Information: \_\_\_\_\_

Allergies: \_\_\_\_\_

Special medical conditions/medications: \_\_\_\_\_

Health Insurance Co. \_\_\_\_\_ Phone: \_\_\_\_\_

**EMERGENCY MEDICAL AUTHORIZATION:**

In the event of injury or illness, I give permission to the city of Boulder and its employees and volunteers to obtain emergency medical treatment for me. I agree to pay all reasonable expenses for medical and related treatment obtained and further agree that the City of Boulder is not liable for payment of such expenses.

The City of Boulder may contact the following health care provider for medical treatment or other health care providers if the health care provider below is not available.

Physician or other Health Care Provider \_\_\_\_\_

Address: \_\_\_\_\_ Phone: \_\_\_\_\_

Signature: \_\_\_\_\_ Dated: \_\_\_\_\_

Printed name of party signing \_\_\_\_\_

**ADULT RELEASE, LIABILITY WAIVER AND HOLD HARMLESS STATEMENT FOR  
PARTICIPATION IN THE BOULDER FIRING RANGE**

I understand that there are certain risks involved with participating in the City of Boulder Firing Range. I hereby **RELEASE, DISCHARGE AND AGREE TO HOLD HARLMESS THE CITY OF BOULDER, ITS OFFICERS, AGENTS, VOLUNTEERS, ASSISTANTS, AND EMPLOYEES** , from any and every claim, demand or action of any kind arising due to bodily injury, illness, death and/or property damage resulting from any incident which may occur to me as a result of participating in the city's activities. This **RELEASE, LIABILITY WAIVER AND HOLD HARMLESS STATEMENT** does not apply if such injury, death or damage is caused by the willful, reckless or gross negligence of the City of Boulder, its officers, agents, volunteers, assistants or employees.

Signed: \_\_\_\_\_

Date: \_\_\_\_\_

Printed name of party signing: \_\_\_\_\_

**AFTER ACTION REPORT:**

What did you like about the competition?

What did you not like about the competition?

If you were in charge of this competition, what would you change for next year?