

From: Colorado Meet Officer in Charge, Naval Reserve Officers Training Corps, University of Colorado Boulder

To: All Hands

Subj: COLORADO MEET 2025 JROTC MEET LETTER OF INSTRUCTION

Orientation: The JROTC Meet will take place through the University of Colorado Boulder campus. The JROTC meet is a scaled version of Colorado Meet, not a JROTC drill meet. The JROTC Meet will contain drill, physical endurance, and an opportunity to meet NROTC Students.

Mission:

On March 8th 2025 from 1000-1600, the Colorado meet will host 6 JROTC schools. The NROTC Unit at CU Boulder will host the JROTC event, allowing students to experience the atmosphere of an NROTC unit and participate in competitions on a milder scale than those conducted by NROTC units.

Registration:

There is a \$50 dollar registration fee.

For the Registration Fee, we accept Venmo, Paypal, cash payments, and checks:

Venmo: CU_NROTC

PayPay: CUNROTC2023

Check made out to : "CU NROTC, Gate 5 Room 135 374 UCB, Boulder, CO 80309-0374

Execution:

- a. Concept of Operations: On March 8th 2025 JROTC Schools will arrive at the university of Colorado Boulder. They will arrive in drill uniforms ready to execute. Teams will compete in unarmed drill, color guard, physical training, and have the opportunity to have questions answered by prior enlisted MIDN students and MIDN students. If schools decide to participate in select competitions, they will be assigned a guide to navigate campus to watch NROTC events take place. Viewing stations for the NROTC e race include Kitt fields.

b. Tasks:

All Participants: Verify you are familiar with provided information. Maintain proper hydration for a day of movement. Pack proper gear and uniforms.

JROTC Instructors: Ensure payment is received before March 8th, and if you decide to pay by check please hand in to JROTC OIC upon arrival. And ensure if you have teams competing in color guard, you bring rifles.

E Course guides: Guides are responsible for familiarizing themselves with the route and ensuring that their teams navigate the course correctly and safely.

Drill Judges: Judges are responsible for familiarizing themselves with drill cards, and alternative commands of execution for proper judgment.

Hospitality: MIDN will reach out to participating schools and ensure they are prepared, know promptly of updates, and checked in upon arrival.

JROTC OIC: Distribute all required documents promptly and ensure they are received by all relevant parties before the race begins.

Coordinate with CU NROTC, the city of Boulder, and other manpower necessary to proctor the event. Provide guidance and support to proctors and staff as needed.

c. Uniforms:

Uniforms are to be indicated by JROTC SOP, or other approval of higher command. Based on information communicated by participating schools, example uniforms for drill would include:

Navy: Black Slacks, Khaki Shirt, Black cover

Army: Cadet service uniform/honor platoon uniform

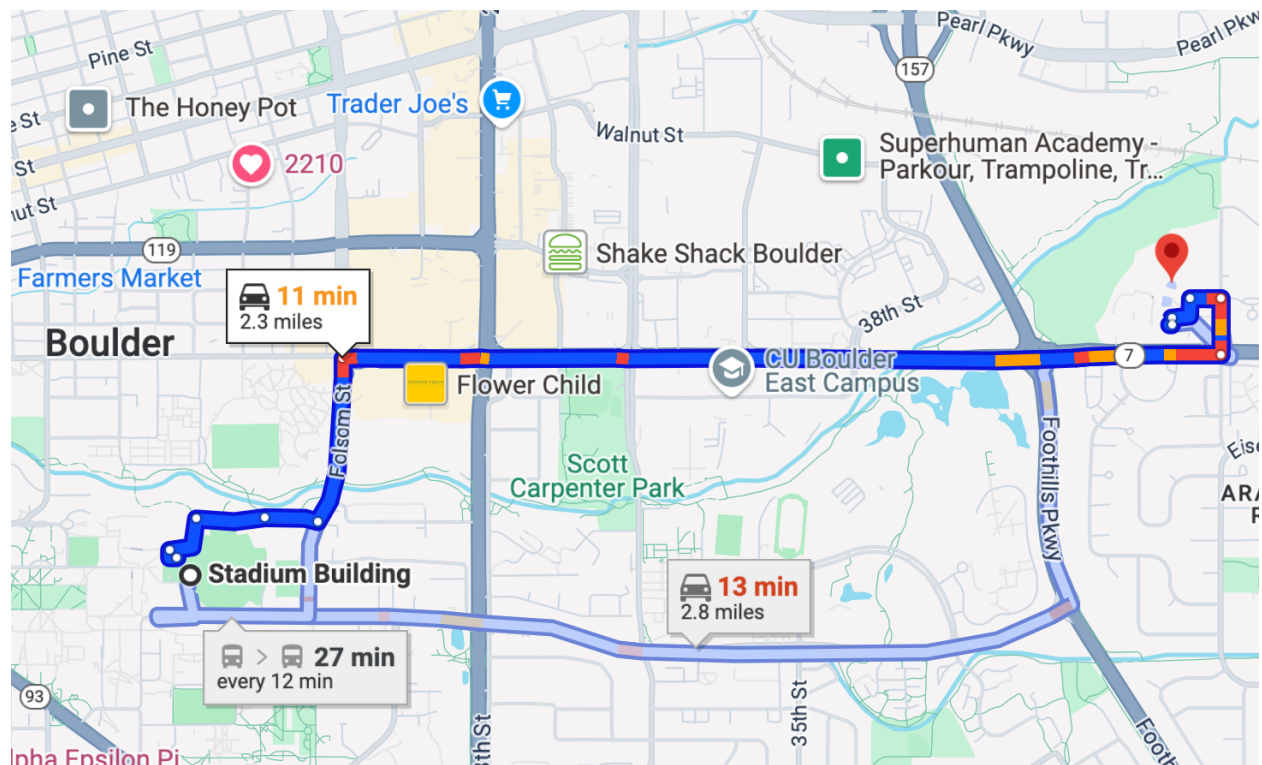
MCJROTC: Dress Blues

For the Physical endurance evolution, PT uniform is required.

For the Question and Answer portion and closing ceremony: Unit polo Khakis, Proper Civilian attire

d. Medical

In case of a medical emergency, there will be transportation to Foothills hospital.



1. Start at the CU Boulder football stadium/NROTC unit.
2. Go east on Colorado Avenue and then turn North onto Folsom St.
3. Follow Folsom St. until Arapahoe Ave, then turn East.
4. Make a U-turn at 48th St. and then turn right into the parking lot.

e. Logistics

Supply. Each color guard team must bring their own rifles.

Uniforms. See page Execution section c

Chow. Chow is provided during the NROTC meet and greet portion at 1500.

f. Command and Signal

Command: JROTC OIC, MIDN 3/C Walker will remain reachable at all times via cell. In the event of an incident, the procedure is to assess the situation, provide local treatment if possible, notify the nearest checkpoint, and - in extreme scenarios - make a distress call for external assistance (e.g., 911). Team proctors are responsible for contacting the Meet OIC in case of an emergency.

Signal.

Cell phones and/or radios will be used by all event staff to reach the Chain of Command (COC) and all checkpoints as deemed necessary.

- (1) Point of Contact
 - (a) MIDN 2/C Culverhouse (CO Meet OIC):
brcu8196@colorado.edu
(720) 800-2552
 - (b) SSgt Hillyer (CO Meet AOIC):
anhi4712@colorado.edu
(603) 370-2476
 - (c) MIDN 2/C Huttenhower (CO Meet AOIC):
thhu9404@colorado.edu
(970) 230-2479
 - (d) MIDN 3/C Walker (Event OIC):
Cawal817@colorado.edu
(760) 994-2806

Execution:

- (1) Graded Unarmed Drill Using US Army JROTC National Drill card.
 - (2) Graded Color Guard using US Army JROTC National Color Guard card.
 - (3) Physical Endurance course
 - (4) Meet & Greet with NROTC Students
 - (5) Closing ceremony
-
- (1) Graded Unarmed Drill Using US Army JROTC National Drill card
The team with the highest score decided by two MIDN judges will be declared the winners and receive trophy during the closing ceremony. The drill card sequence must be followed in the ARMY JROTC Nationals Card, however the preparatory command may be different among different branches use of verbiage, but the execution must be the same. The card is as following:



2025 Army JROTC National Drill Championships Unarmed Division - Platoon Regulation

CC Initials

School Name: «School Name»
Team Name: «Team_Name»
«Code»

REG TOTAL

Head Judge #1

Total points = 366

	1	2	3	4	5	6	7
1. Forward March (ENTER)*							
2. Report In (VERBAL)							
3. Parade Rest							
4. Attention							
5. PRESENT ARMS							
6. Order Arms							
7. COUNT OFF							
8. Close Interval March							
9. Normal Interval March							
10. Right Face							
11. Left Face							
12. Open Ranks March							
13. CLOSE RANKS MARCH							
14. Left Step March / PLATOON HALT							
15. Left Face							
16. Right Step March, (Platoon Halt)							
17. About Face							
17a. Forward March							
18. Column Right March							
19. Column Right March							
20. Column Right March							
21. Left Flank March							
22. Right Flank March							
22a. PLATOON HALT							
23. Column Left March							
24. Rear, March							
25. Rear, March							
26. Close Interval March							
26a. Forward March							
27. Normal Interval March							
27a. Forward March							
28. Column Left March							
29. Change Step March							
30. Mark Time March (5 seconds)							
30a. PLATOON HALT							
30b. Forward March							
31. Column Left March							
32. Change Step March							
32a. PLATOON HALT							
33. Column Left March							
34. Column 1/2 Left March							
35. Column 1/2 Left March							
36. Rear March							
37. Rear, March							
38. PLATOON HALT							
38a. Forward March							
39. Eyes Right							
40. Ready Front							
41. Column Left March							
42. Half Step march							
43. Forward March							
44. Column Left Match							
45. Left Flank March							
46. Right Flank March							
46a. PLATOON HALT							
47. Left Face							
48. Report Out (VERBAL)							
48a. Depart the Drill Floor **							

*Forward March (ENTER): Enter the drill floor together in a military fashion, front/center the unit 3 paces from HJ to C/CMDR & 3 paces from c/CMDR to the unit.

**Cadet Commander will VERBALLY report out and then command the unit to depart the drill floor in a precision military fashion (floor departure is unscored).

Schedule is prompt to change, but is the following

time	school	Branch
10:00-10:20	Widefield	Marine Corps
10:30-10:50	Kennedy	Air Force
11:00-11:20	Mesa ridge	Navy
11:30-11:50	Adams	Navy
12:00-12:20	Doherty	Navy

- (2) Graded Color Guard using US Army JROTC National Color Guard card.

Graded Color Guard Drill Using US Army JROTC National Color Guard card

The team with the highest score decided by a MIDN judges will be declared the winners and receive trophy during the closing ceremony. The card sequence must be followed in the ARMY JROTC Nationals Card, however the preparatory command may be different among different branches use of verbiage, but the execution must be the same. Drill rifles will not be supplied, it is expected all participating schools will bring their own rifles. The card is as following:

A 5-second pause must be maintained after execution

Color Guard Sequence	Point Range	Judge's Score
March onto drill floor CENTER on HJ judge 6 paces away		
1. Uncase the Colors – (Sling/Re-sling Arms)	0-15	
- 2. Post (step off thru removing the cases/to carry)	0-15	
- 3. Present Arms & Order Arms	0-15	
- 4. Post (cases go inside the cart. belt / rifles move on-line)	0-15	
5. Report In (cadet alignment, position & VERBAL)	0-15	
6. Colors Reverse March)	0-10	
7. Left Wheel March	0-10	
8. Colors Reverse March	0-10	
8a. Color Guard Halt		
9. Mark Time, March (5 seconds)	0-10	
9a. COLOR GUARD, HALT		
10. Order Colors	0-10	
11. Parade Rest	0-10	
12. Colors Guard, Attention	0-10	
13. CARRY COLORS	0-10	
13a. Forward March		
14. Right Wheel March	0-10	
15. Right Wheel March	0-10	
16. Colors Reverse March	0-10	
17. Eyes Right	0-10	
18. Ready Front	0-10	
19. Left Wheel March	0-10	
20. Left Wheel March	0-10	
21. Left Wheel March	0-10	
22. Color Guard, Halt	0-10	
23. Report Out (cadet alignment, position & VERBAL)	0-15	
24. OVERALL TECHNICAL SCORE	0-20	
25. OVERALL PRECISION SCORE	0-20	

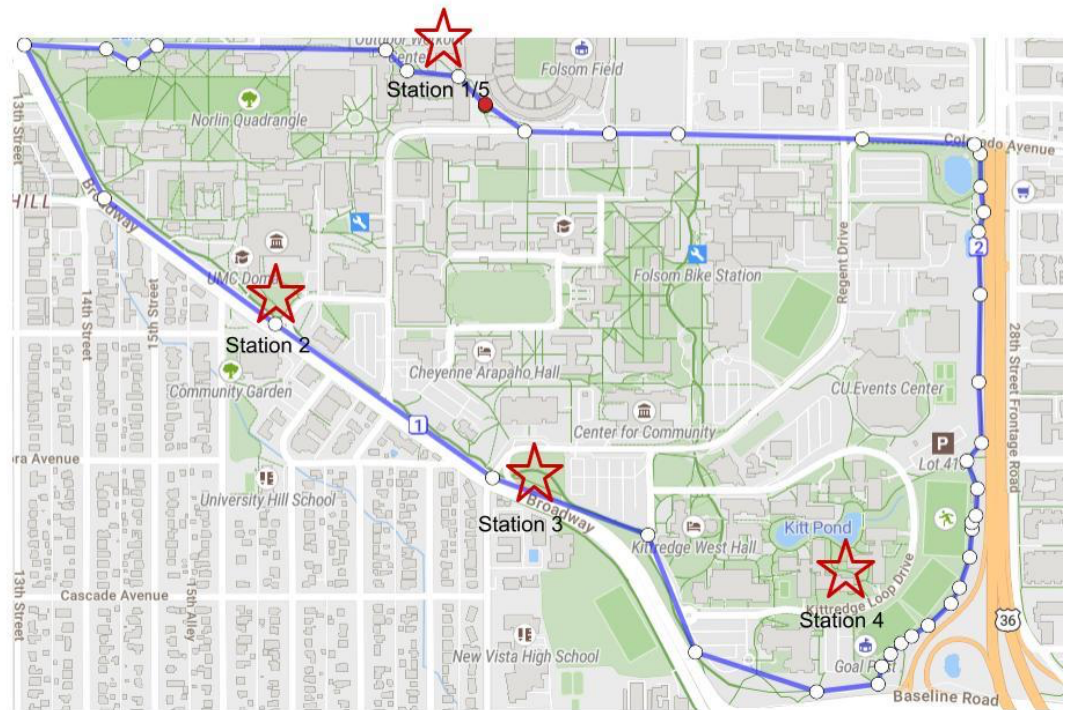
Schedule is prompt to change, but is the following

time	School	Branch
10:00-10:20	Mesa Ridge	Navy
10:30-10:50	Widefield	Marine Corps
11:00-11:20	Kennedy	Air Force
11:30-11:50	Doherty	Navy
12:00-12:20	Prairie View	Navy

(3) Physical Endurance course

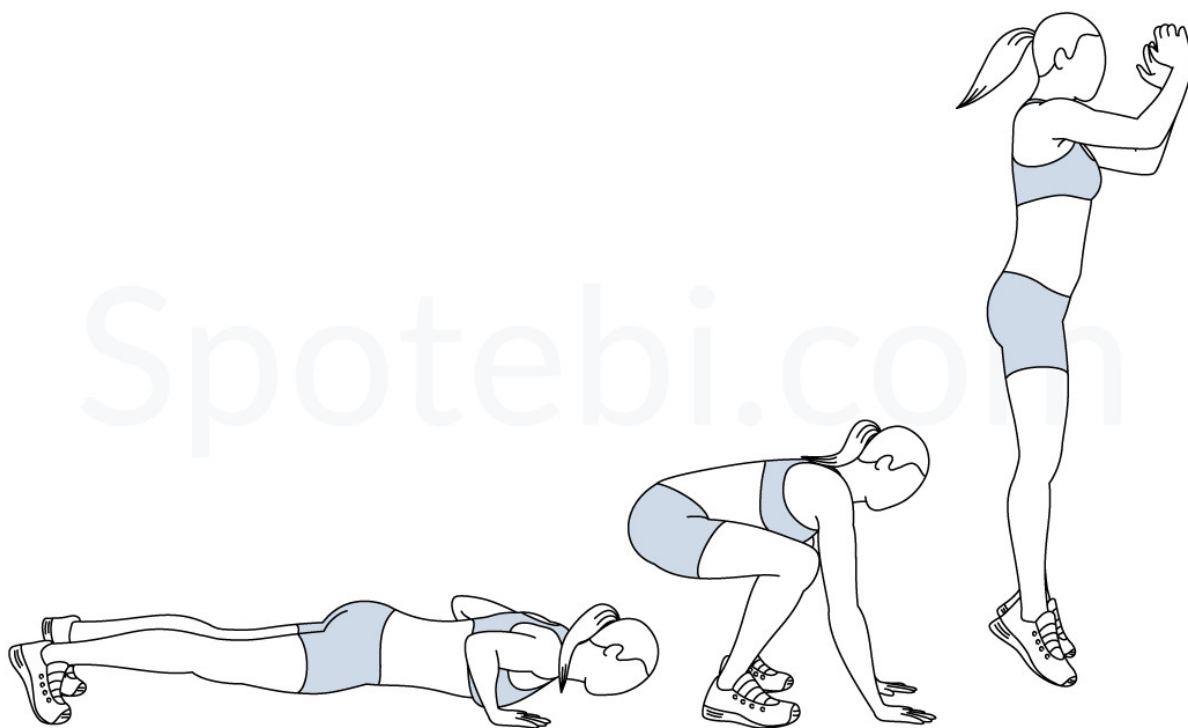
Prior to the endurance race, there will be an opportunity to change into PT uniforms, meet guides, walk to the start station, and strategize. Teams of 8 are required, there are no other limitations or requirements for teams. Teams will motivate each other, overcome challenges, and return to the start station. The first team to finish with the fastest completion time will win and be announced during the closing ceremony. The course is nearly 3 miles, with calisthenics at each station. Station 1 is 10 burpees. Station 2 is 15 triple threats. Station 3 is 8 count body builders, station 4 is 20 jumping lunges, and station 5 is 10 pushups. Calisthenics must be completed in unison by the squad. After the PT evolution there will be time to change out of PT uniform into clothing for the remainder of the day.

The map for the endurance course is as following:



Each stations calisthenic are as following:
Each team will not be allowed to advance until reps are formally completed.


Station 1:



Station 2:



Station 3:




Station 4:

JUMP LUNGE



shutterstock.com · 2409114119

Station 5:



(4) Meet and Greet with NROTC Students

High school JROTC students will have the opportunity to ask NROTC students about scholarship process, life in college, academics, summer trainings. There will also be prior enlisted NROTC students, high school kids can ask about enlisted Marine Corps experiences. There will also be chow provided.

(5) Closing ceremony

This ceremony is the closing ceremony for the 30th annual Colorado Meet hosted by the Colorado Boulder NROTC Unit. There will be NROTC units from all over the country. JROTC and NROTC winners for their events will be announced and awarded. JROTC Students will be seated in the lecture hall already, as the location is the same for the Q&A portion.

The following is a rough schedule for the JROTC Meet:

1000-1230 Graded drill/Color guard

1230-1300 Buffer period, Time to change and walk to start point

1300-1430 E course

1430 E course drop dead

1430-1500 Buffer period, time to change, walk to lecture hall

1500-1600 Question and Answer portion with NROTC Students

1600 Closing ceremony