



STARS 2018 CU Boulder Submittal Analysis

August 2018

Submittal dated March 23, 2018

Be Boulder.

Discussion today

How we did this time

Where we can improve

How we compare with others

How we get to Platinum

Next steps

How we did this time



Overall Score: 75.41*

Rating: Gold

Category Scores

Academics

Curriculum 32.47 / 40.00

Research 16.72 / 18.00

Engagement

Campus Engagement 19.81 / 21.00

Public Engagement 16.09 / 20.00

Operations

Air & Climate 6.19 / 11.00

Buildings 4.44 / 8.00

Energy 4.17 / 10.00

Food & Dining 2.00 / 8.00

Grounds 3.08 / 4.00

Purchasing 3.56 / 6.00

Transportation 4.79 / 7.00

Waste 4.89 / 10.00

Water 6.54 / 8.00

Planning & Administration

Coordination & Planning 7.25 / 8.00

Diversity & Affordability 8.25 / 10.00

Investment & Finance 1.97 / 7.00

Wellbeing & Work 2.75 / 7.00

Innovation & Leadership

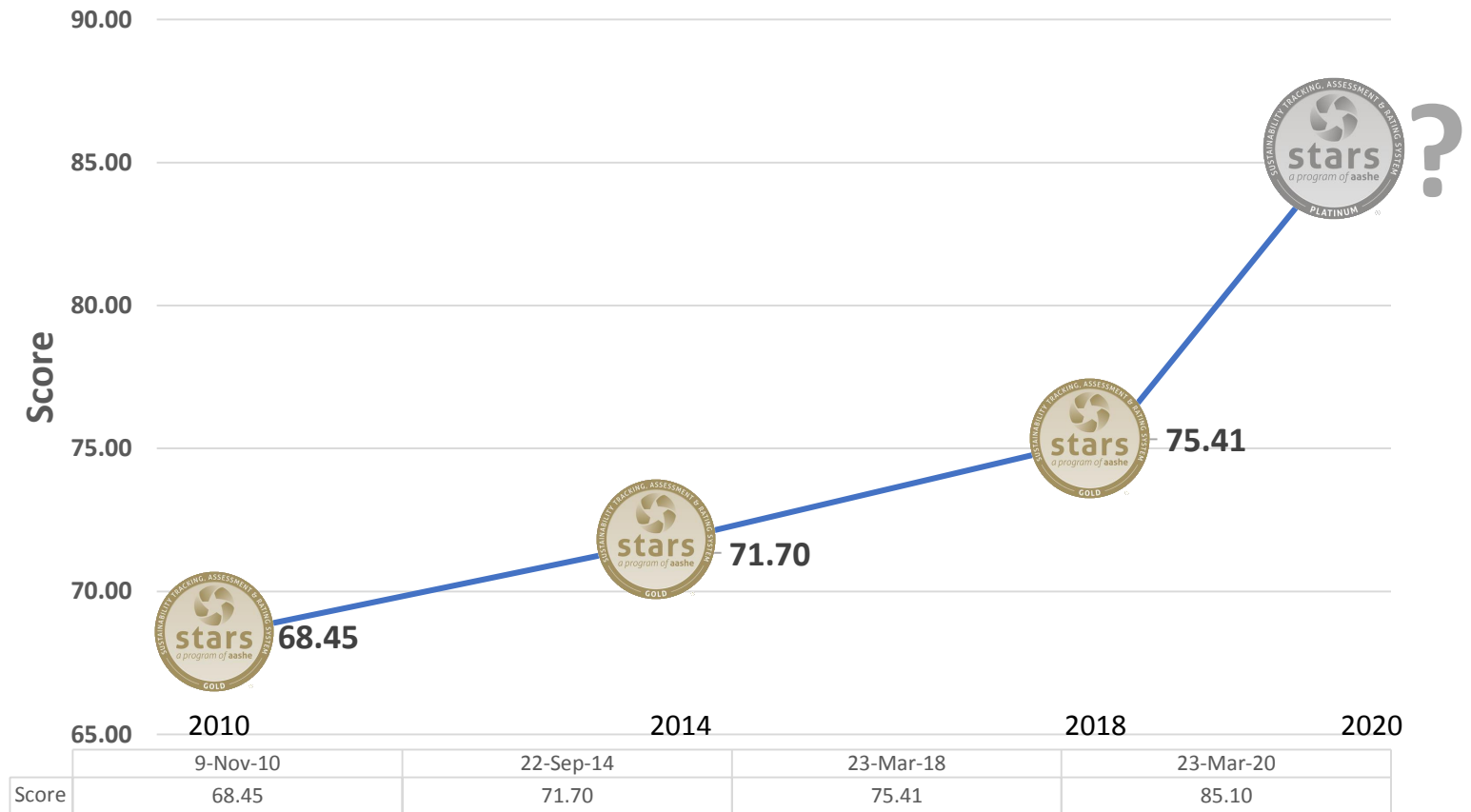
Exemplary Practice 2.50

Innovation 2.00

**Score may go up slightly with
Resubmission of Corrected data, Fall 2018*

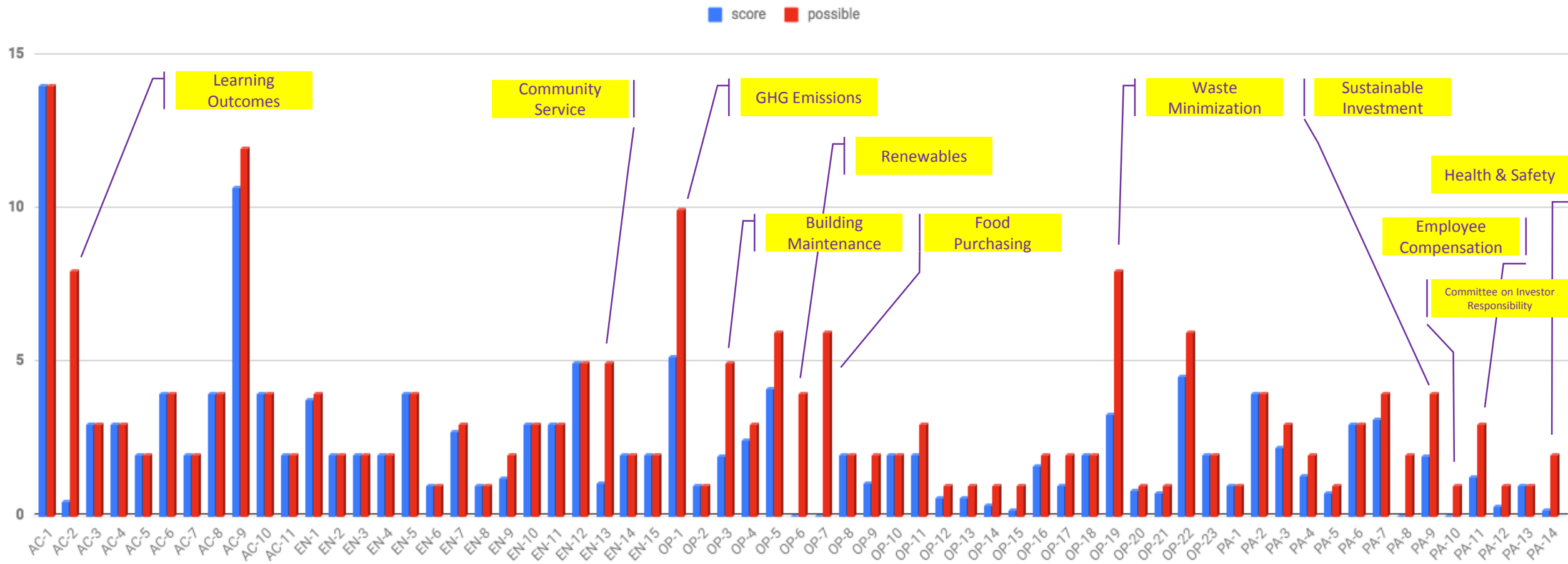
Previous
Scores

CU's STARS Submittals

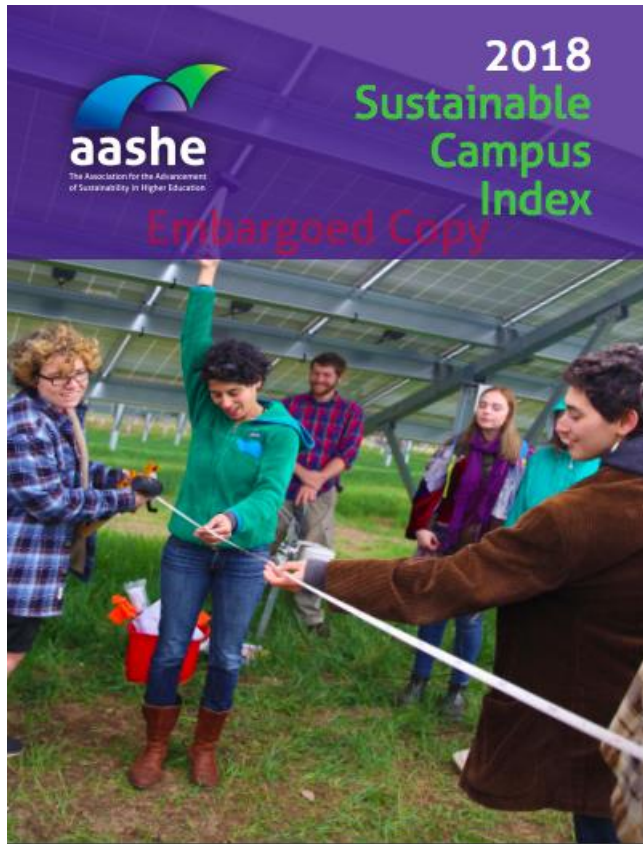


* 2010: CU earned the 1st
STARS Gold rating ever
awarded to any campus

CU Boulder STARS 2018 Credit Score vs Possible



Where can we improve?



Overall Top Performers

Rank	Institution	Rating	Score	Location
1.	University of California, Irvine	Platinum	86.8	Irvine, California
2.	University of New Hampshire	Platinum	86.0	Durham, New Hampshire
3.	Stanford University	Platinum	85.7	Stanford, California
4.	Colorado State University	Platinum	85.6	Fort Collins, Colorado
5.	University of Connecticut	Gold	84.4	Storrs, Connecticut
6.	Université Laval	Gold	82.5	Quebec, Quebec
7.	Arizona State University	Gold	82.1	Tempe, Arizona
8.	University of Washington, Seattle	Gold	77.4	Seattle, Washington
9.	University of Victoria	Gold	76.8	Victoria, British Columbia
10.	University of Calgary	Gold	76.2	Calgary, Alberta

AASHE's Sustainable Campus Index rankings in our class

We are within
striking range
of the
vanguard in
our class

Among Doctoral universities, CU is:

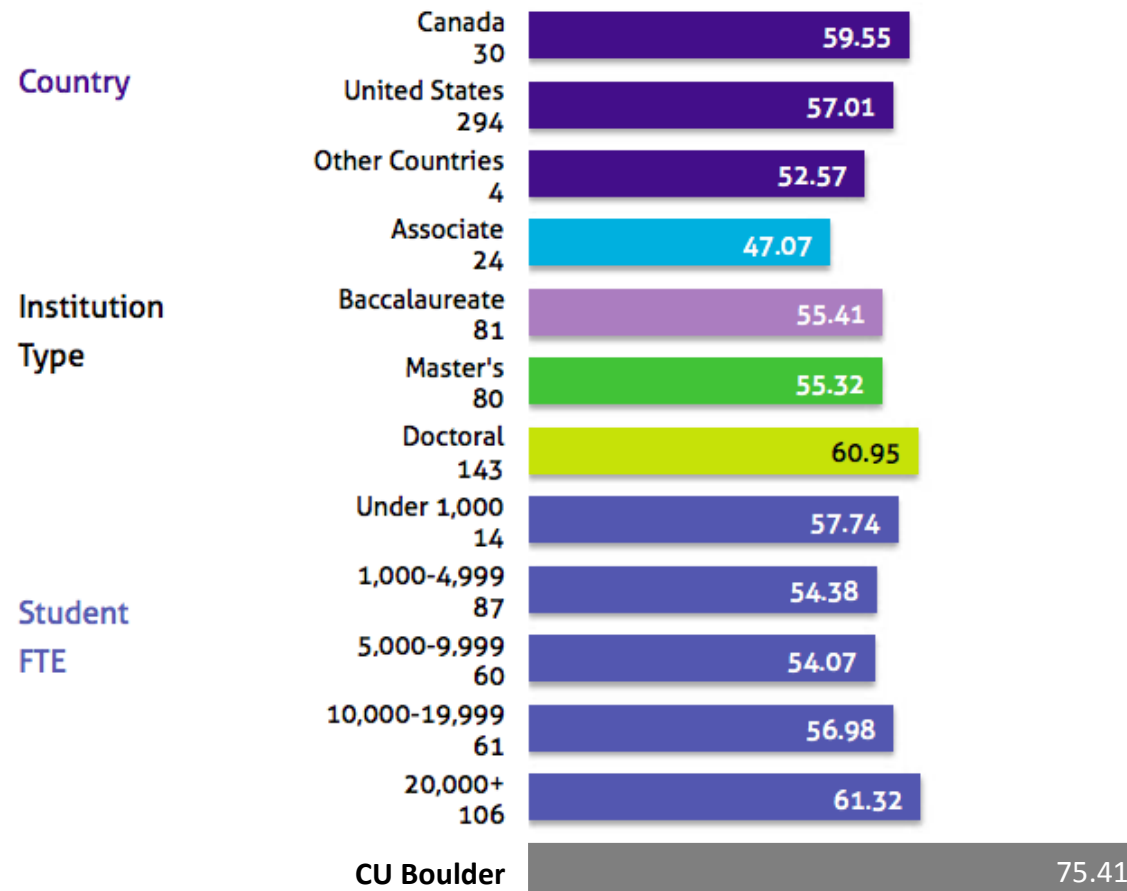
- *#13 in North America*
- *#10 in US*
- *#4 in AAU*
- *#4 in Pac-12*

as of August 15, 2018

Rank	Institution	Rating	Score
1	University of California, Irvine	Platinum	86.82
2	University of New Hampshire	Platinum	86.00
3	Stanford University	Platinum	85.74
4	Colorado State University	Platinum	85.56
5	University of Connecticut	Gold	84.41
6	Universite Laval	Gold	82.53
7	Arizona State University	Gold	82.07
8	University of Washington, Seattle	Gold	77.43
9	University of Victoria	Gold	76.79
10	University of Calgary	Gold	76.20
11	University of Dayton	Gold	75.86
12	University of Massachusetts Amherst	Gold	75.77
13	University of Colorado Boulder	Gold	75.41
14	American University	Gold	75.35

How We
Compare
With
Others

Overall Average Scores



SOURCE: 2018 AASHE Sustainable Campus Index



How we get to Platinum

NOTE

- Points = total earned from each individual credit.
- Score = the average percentage of earned/possible points across the four major STARS categories (not included: Innovation category)

<u>Current STARS Report</u>	
Raw Score	71.41
Innovation Score	<u>4.00</u>
Total Score	75.41
% of total points CU earned (out of 203 total)	71.41%
Points earned (203 total)	144.33
<u>Planning for Platinum Score (>85% required)</u>	
Percentage of points needed (out of 203 total)	>81%
Points needed (203 total)	164.43
CU Innovation Points	<u>4.00</u>
Total	85.11%
How many more points we need for Platinum =	20.10

How to get to Platinum

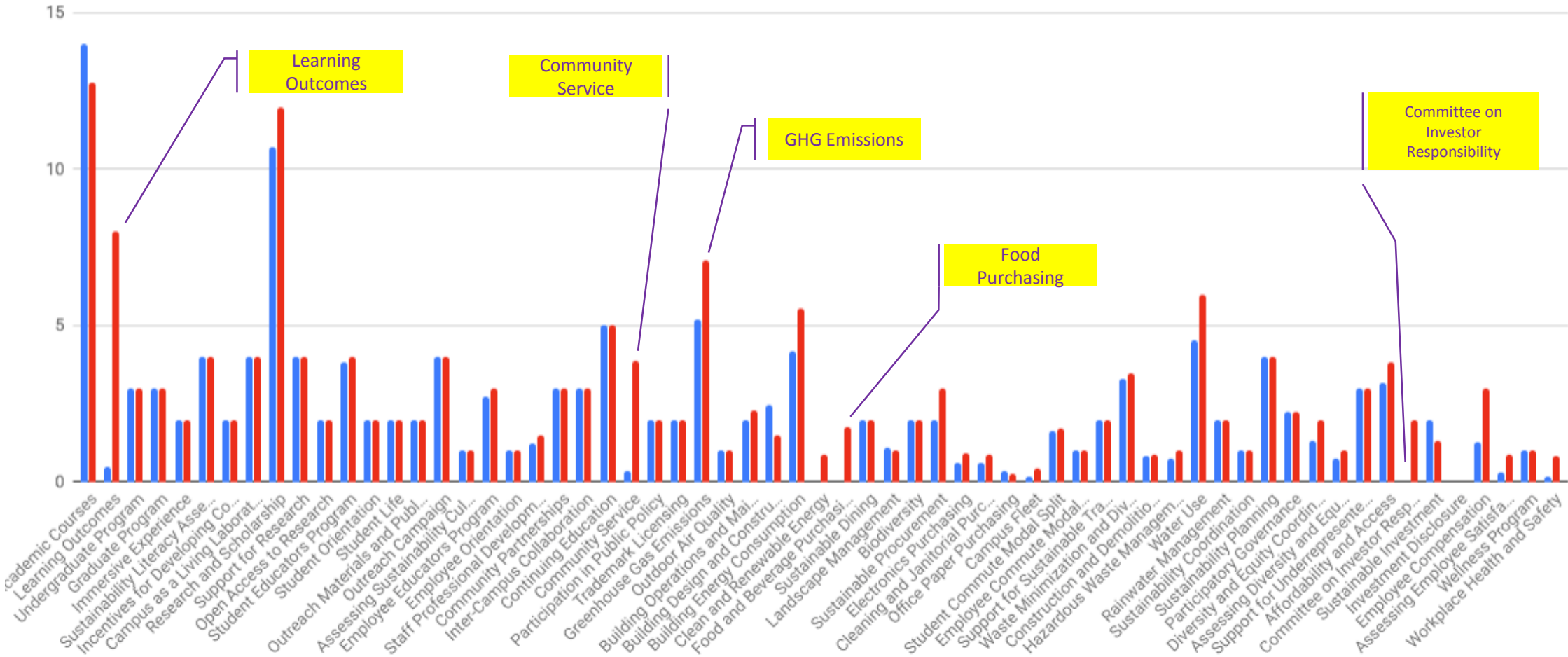


Low Hanging Points

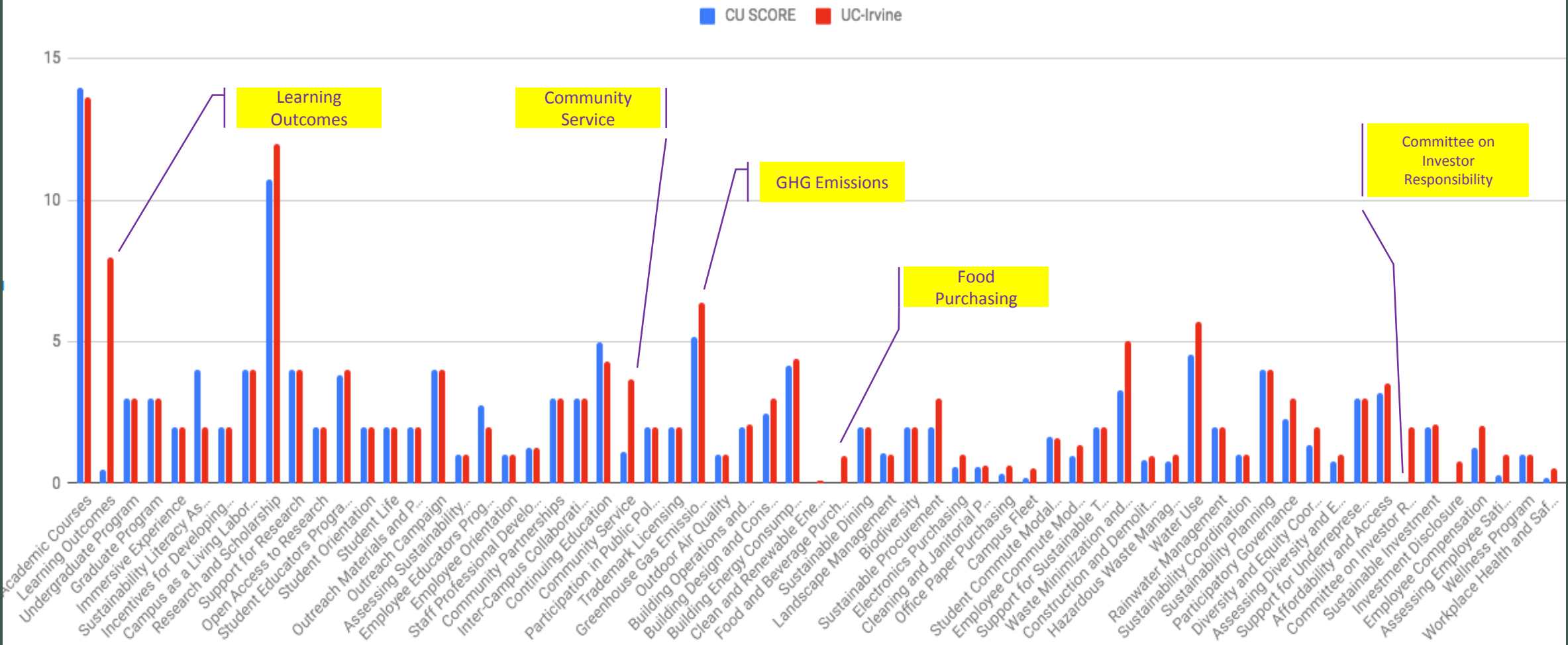
ACADEMICS			
<i>Low/no Cost Targets</i>	<i>Credit</i>	<i>Estimated Point Increase</i>	<i>Action required</i>
AC-2	Learning Outcomes	4-8	Provost approval
ENGAGEMENT			
EN-13	Community Service	1.5-3	\$12K database and consistent reporting by campus units
	Misc others	1	
OPERATIONS			
OP-1	GHG Emissions	1	On-site and/or grid renewables expansion
OP-7	Food and Beverage Purchasing	1	Documentation enhanced
	Misc others	4	
PLANNING & ADMINISTRATION			
PA-8	Committee on Investor Responsibility	1.5	Empanel committee including students and faculty
PA-9	Sustainable Investment	1.3	Increase CU sustainable investment portfolio
	Misc others	5	
Total new points = 20.3-27.3			

CU vs. Stanford

CU Stanford



CU vs. UC-Irvine





Next steps

- Submit corrected IC data to STARS
- Develop and release STARS news to campus
- Brief leadership on STARS 2018 submittal & gaps
- Cost out path to Platinum
- Receive senior leadership direction and support to obtain Platinum
- Implement actions to develop Platinum points
- Review STARS 2.2 when released
- Organize, plan for Platinum submittal



STARS 2018 CU Boulder Submittal Analysis

August 2018

Submittal dated March 23, 2018

Be Boulder.



University of Colorado **Boulder**