

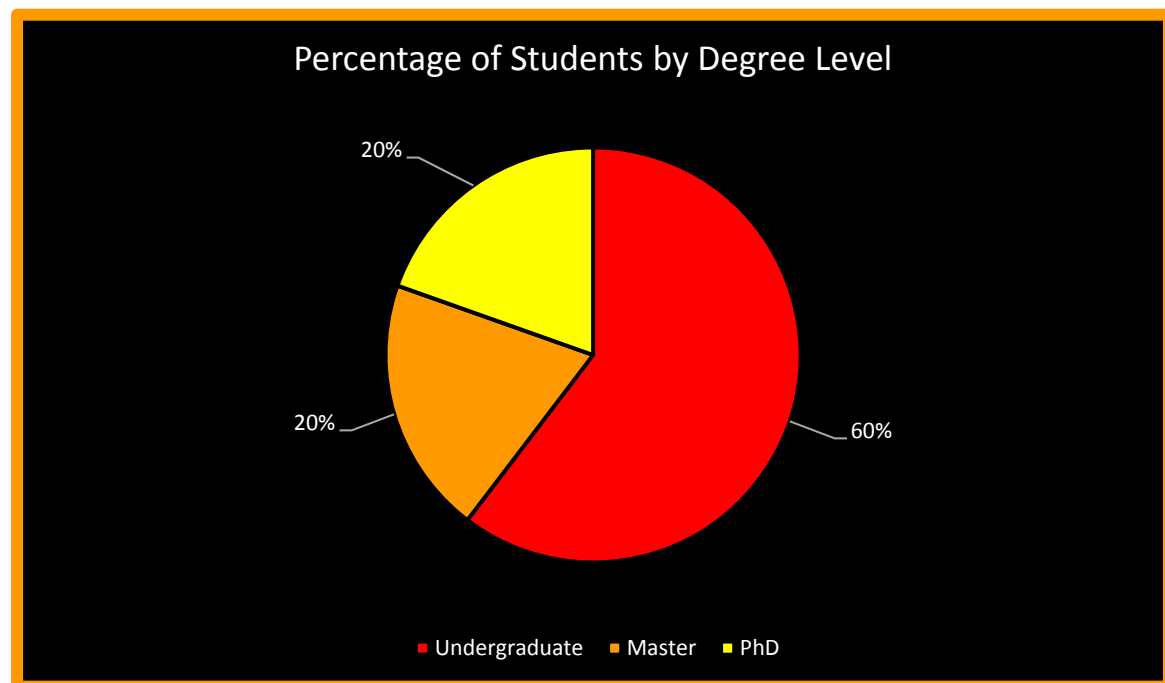
International Student Statistics: Fall 2015

University of Colorado Boulder

A total of 2646 Undergraduate, Master's, and PhD international students from 100 countries attended the University of Colorado Boulder in the fall 2015 semester. Of those 2646 students, 29 students are non-degree seeking and 2617 are degree seeking students. There are currently 1782 male and 864 female international students.

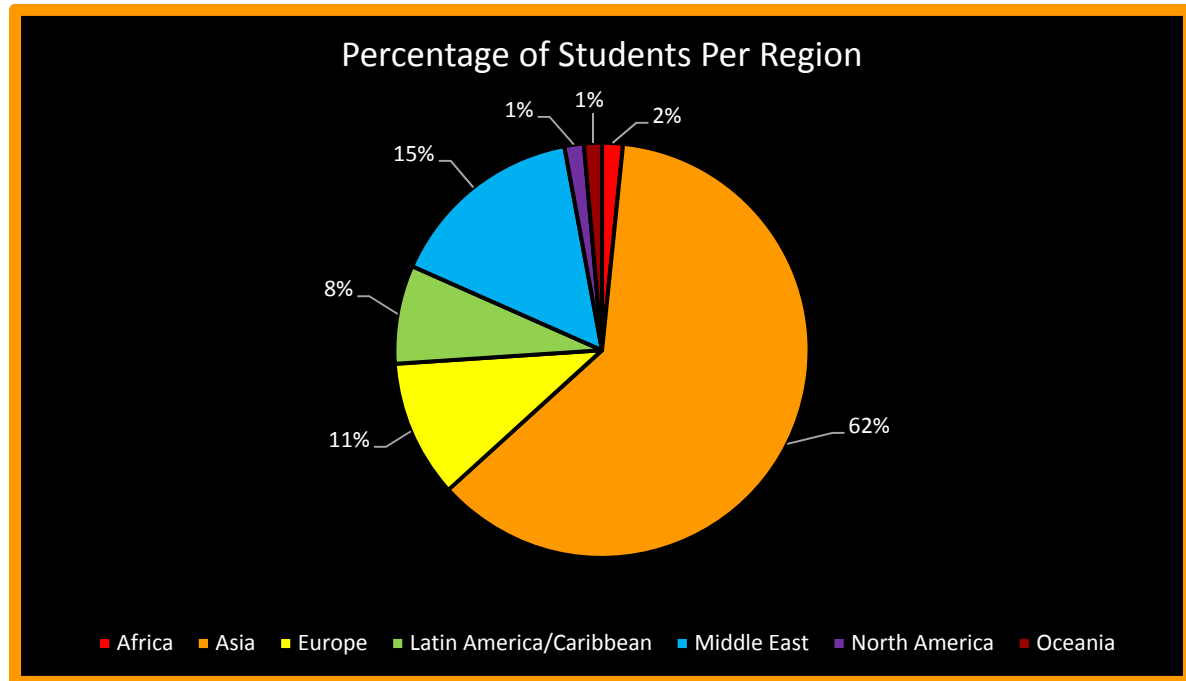
1. CU-Boulder International Students by degree level:

Degree Level	# Students
Undergraduate	1597
Master's	531
PhD	518
TOTAL	2646



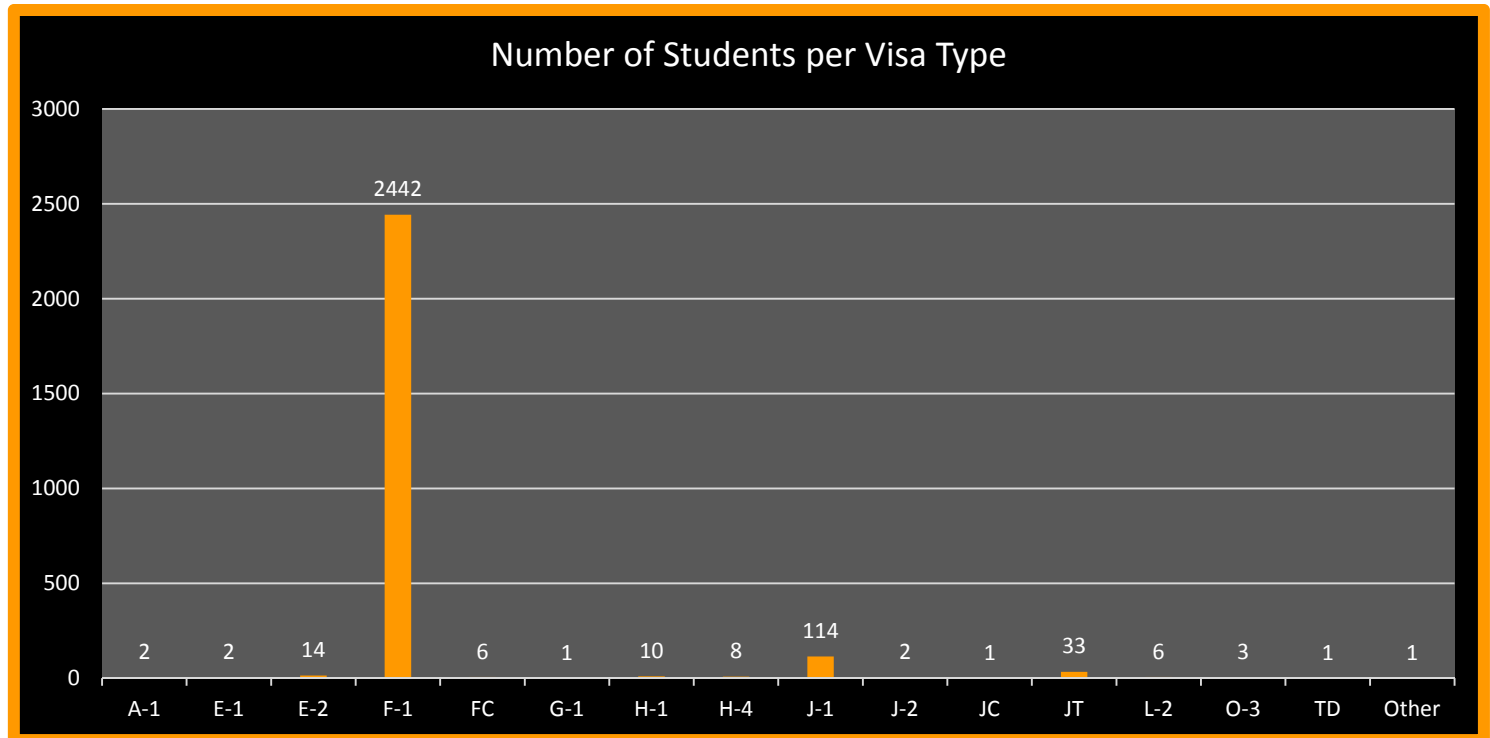
2. CU-Boulder International Students by region of citizenship:

Region	# Students
Africa	43
Asia	1631
Europe	283
Latin America/Caribbean	203
Middle East	409
North America	40
Oceania	37
TOTAL	2646



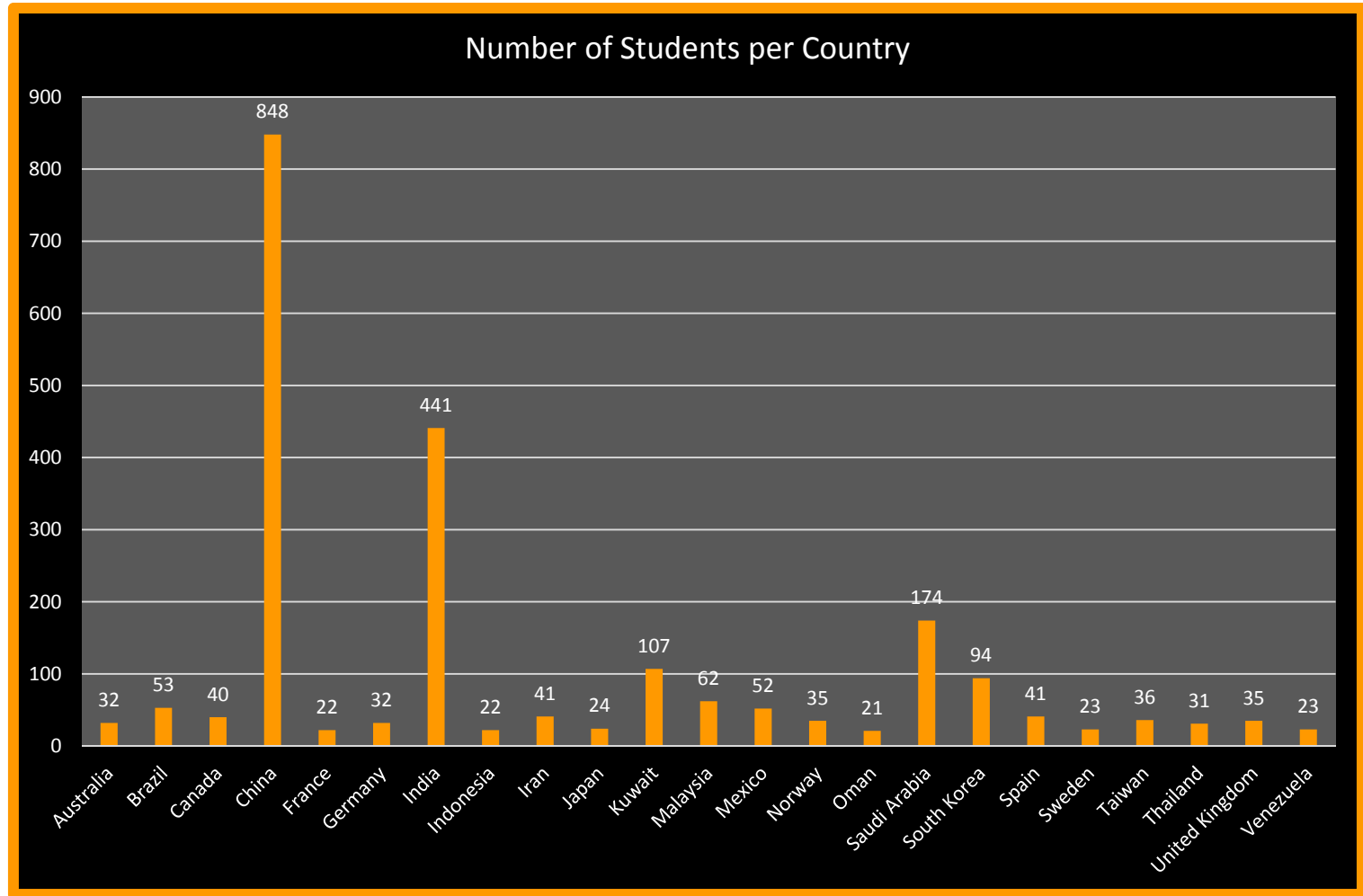
3. Visa Categories held by international students:

Type of Visa	# Students
A-1	2
E-1	2
E-2	14
F-1	2442
FC	6
G-1	1
H-1	10
H-4	8
J-1	114
J-2	2
JC	1
JT	33
L-2	6
O-3	3
TD	1
Other	1
TOTAL	2646



4. Countries with more than twenty students present at CU-Boulder

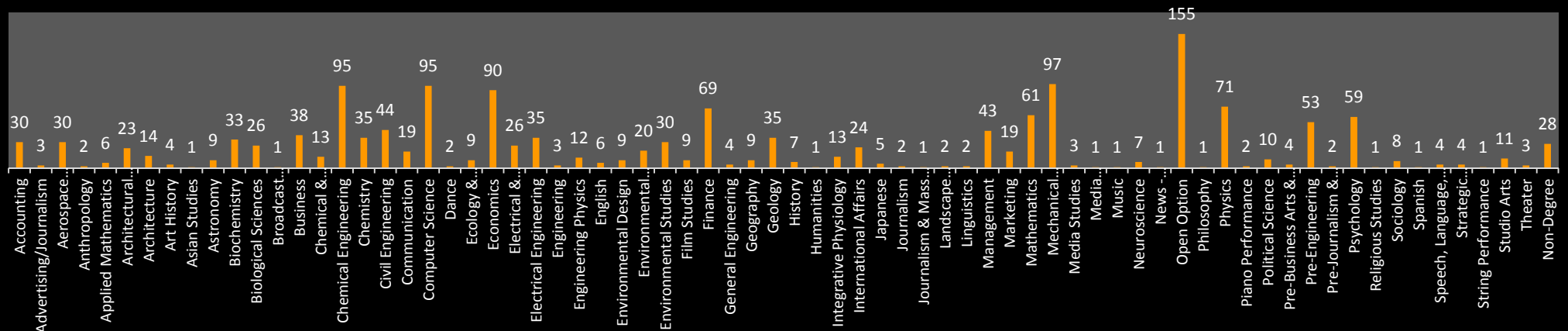
Country	# Students
China	848
India	441
Saudi Arabia	174
Kuwait	107
South Korea	94
Malaysia	62
Brazil	53
Mexico	52
Iran	41
Spain	41
Canada	40
Taiwan	36
Norway	35
United Kingdom	35
Australia	32
Germany	32
Thailand	31
Japan	24
Sweden	23
Venezuela	23
France	22
Indonesia	22
Oman	21
TOTAL	2289



5. Undergraduate Students Major Field of Study:

Undergraduate Students					
Field of Study	#	Field of Study	#	Field of Study	#
Accounting	30	Electrical Engineering	35	Mechanical Engineering	97
Advertising/Journalism	3	Engineering	3	Media Studies	3
Aerospace Engineering Sciences	30	Engineering Physics	12	Media Studies/Journalism	1
Anthropology	2	English	6	Music	1
Applied Mathematics	6	Environmental Design	9	Neuroscience	7
Architectural Engineering	23	Environmental Engineering	20	News – Editorial/Journalism	1
Architecture	14	Environmental Studies	30	Open Option	155
Art History	4	Film Studies	9	Philosophy	1
Asian Studies	1	Finance	69	Physics	71
Astronomy	9	General Engineering	4	Piano Performance	2
Biochemistry	33	Geography	9	Political Science	10
Biological Sciences	26	Geology	35	Pre-Business Arts & Sciences	4
Broadcast News/Journalism	1	History	7	Pre-Engineering	53
Business	38	Humanities	7	Pre-Journalism & Mass Communication	2
Chemical & Biological Engineering	13	Integrative Physiology	13	Psychology	59
Chemical Engineering	95	International Affairs	24	Religious Studies	1
Chemistry	35	Japanese	5	Sociology	8
Civil Engineering	44	Journalism	2	Spanish	1
Communication	19	Journalism & Mass Communication	1	Speech, Language, Hearing Sciences	4
Computer Science	95	Landscape Architecture Studies	2	Strategic Communication	4
Dance	2	Linguistics	2	String Performance	1
Ecology & Evolutionary Biology	9	Management	43	Studio Arts	11
Economics	90	Marketing	19	Theater	3
Electrical & Computer Engineering	26	Mathematics	61	Non-Degree	28

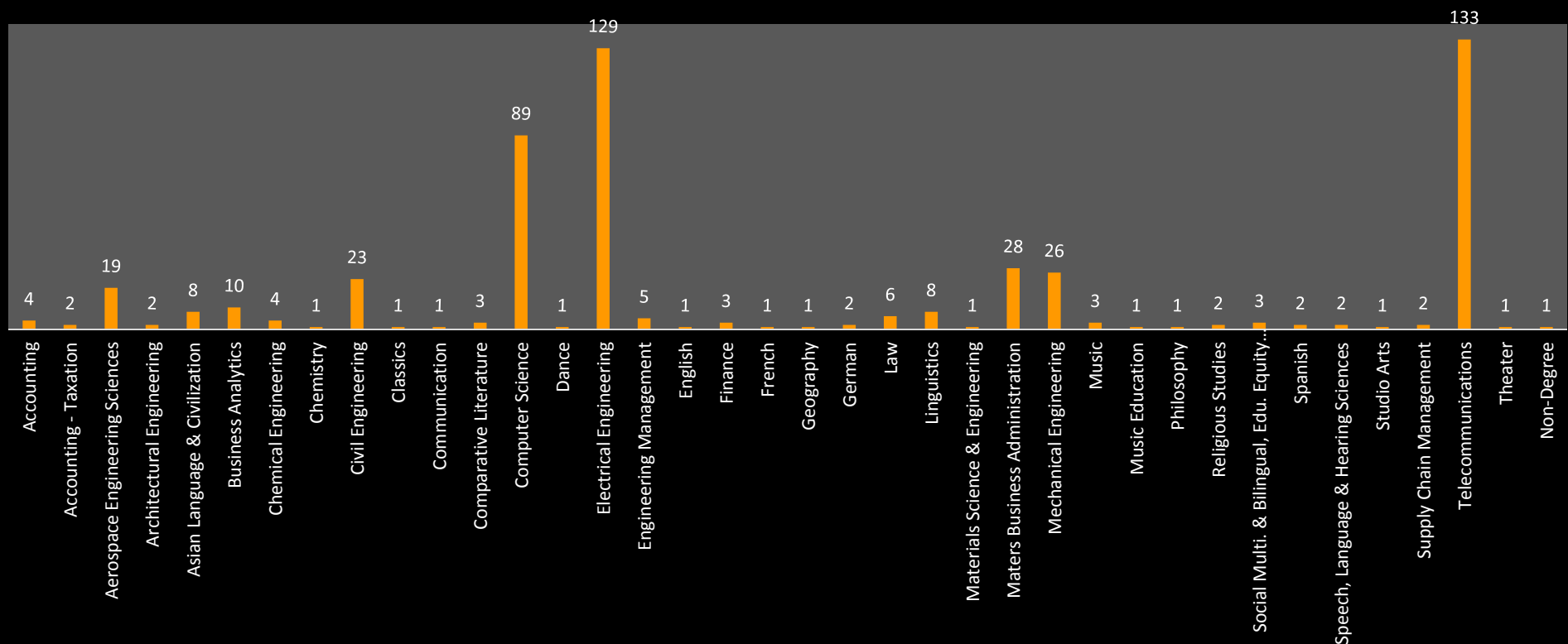
Undergraduate Students Major Field of Study



6. Master's Students Major Field of Study:

Master's Students					
Field of Study	#	Field of Study	#	Field of Study	#
Accounting	4	Dance	1	Music	3
Accounting - Taxation	2	Electrical Engineering	129	Music Education	1
Aerospace Engineering Sciences	19	Engineering Management	5	Philosophy	1
Architectural Engineering	2	English	1	Religious Studies	2
Asian Language & Civilization	8	Finance	3	Social, Multi. & Bilingual, Edu. Equity & Cult. Div.	3
Business Analytics	10	French	1	Spanish	2
Chemical Engineering	4	Geography	1	Speech, Language & Hearing Sciences	2
Chemistry	1	German	2	Studio Arts	1
Civil Engineering	23	Law	6	Supply Chain Management	2
Classics	1	Linguistics	8	Telecommunications	133
Communication	1	Materials Science & Engineering	1	Theater	1
Comparative Literature	3	Masters Business Administration	28	Non-Degree	1
Computer Science	89	Mechanical Engineering	26		

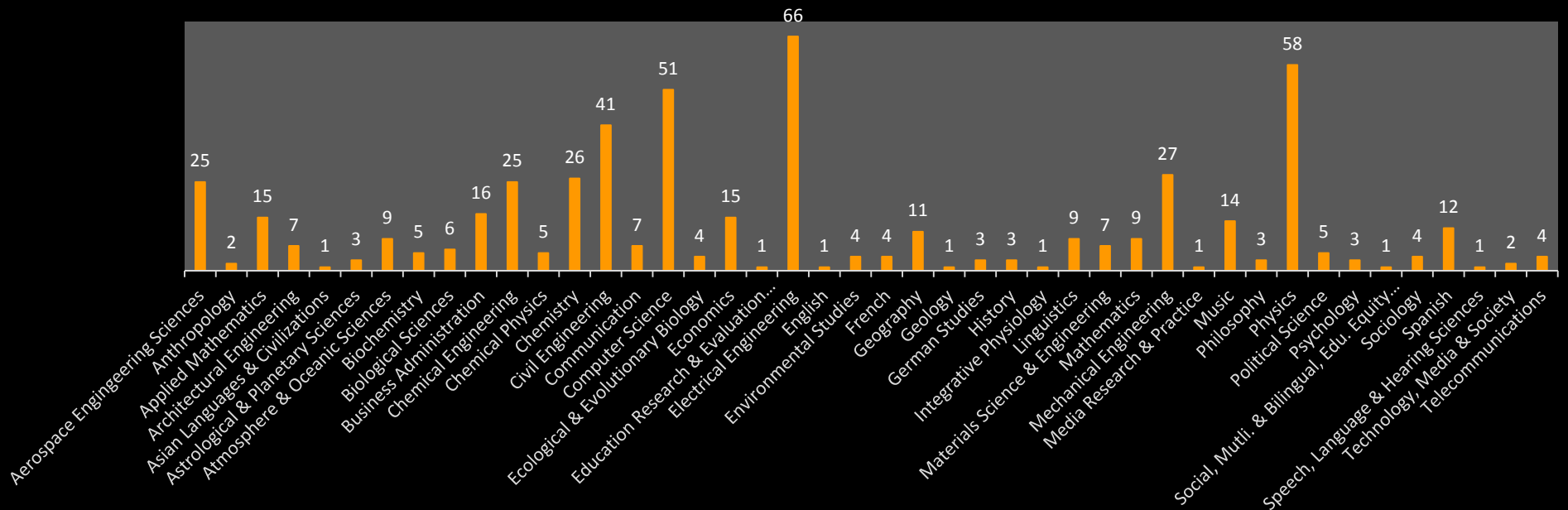
Master's Students Major Field of Study



7. PhD Students Major Field of Study:

PhD Students					
Field of Study	#	Field of Study	#	Field of Study	#
Aerospace Engineering Sciences	25	Computer Science	51	Mathematics	9
Anthropology	2	Ecological & Evolutionary Biology	4	Mechanical Engineering	27
Applied Mathematics	15	Economics	15	Media Research & Practice	1
Architectural Engineering	7	Education Research & Evaluation Methodology	1	Music	14
Asian Languages & Civilizations	1	Electrical Engineering	66	Philosophy	3
Astrological & Planetary Sciences	3	English	1	Physics	58
Atmosphere & Oceanic Sciences	9	Environmental Studies	4	Political Science	5
Biochemistry	5	French	4	Psychology	3
Biological Sciences	6	Geography	11	Social, Multi. & Bilingual, Edu. Equity & Cult. Div.	1
Business Administration	16	Geology	1	Sociology	4
Chemical Engineering	25	German Studies	3	Spanish	12
Chemical Physics	5	History	3	Speech, Language & Hearing Sciences	1
Chemistry	26	Integrative Physiology	1	Technology, Media & Society	2
Civil Engineering	41	Linguistics	9	Telecommunications	4
Communication	7	Materials Sciences & Engineering	7		

PhD Students Major Field of Study



8. Trends in CU-Boulder Student Enrollment from 2003-2015:

Academic Year	Fall # Students	Spring # Students
2003-2004	1139	1144
2004-2005	1086	943
2005-2006	996	926
2006-2007	1035	994
2007-2008	1135	1115
2008-2009	1229	1165
2009-2010	1248	1166
2010-2011	1373	1285
2011-2012	1492	1489
2012-2013	1643	1608
2013-2014	1879	1794
2014-2015	2267	2152
2015-2016	2646	

