

Downloadable Documents in the MyISSS Portal

Log into the [MyISSS portal](#)



On the top left menu bar on the landing page, click on the Documents icon




- The icon will display the number of new documents available for downloading.




Documents

The types of documents available for you to download will be displayed at the top of the page.

Documents

 NEW DOCUMENT CREATED ON 04/17/2024
[I-20](#)

 NEW DOCUMENT CREATED ON 04/17/2024
[Other](#)

Filtering Options

To change the documents displayed:

- Check and uncheck document types

Show these document types:

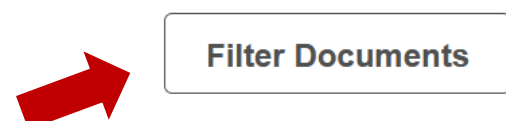


- Select Yes to only show most recent document or No to show all documents

Show most recent only*




- Click on Filter Documents



The Documents displayed will update based on your selections.

Documents

 NEW DOCUMENT CREATED ON 04/17/2024
I-20

(*) *Information Required*

Show these document types:

☒ I-20 ☐ Other

Show most recent only*

☒ Yes ☐ No

Filter Documents