

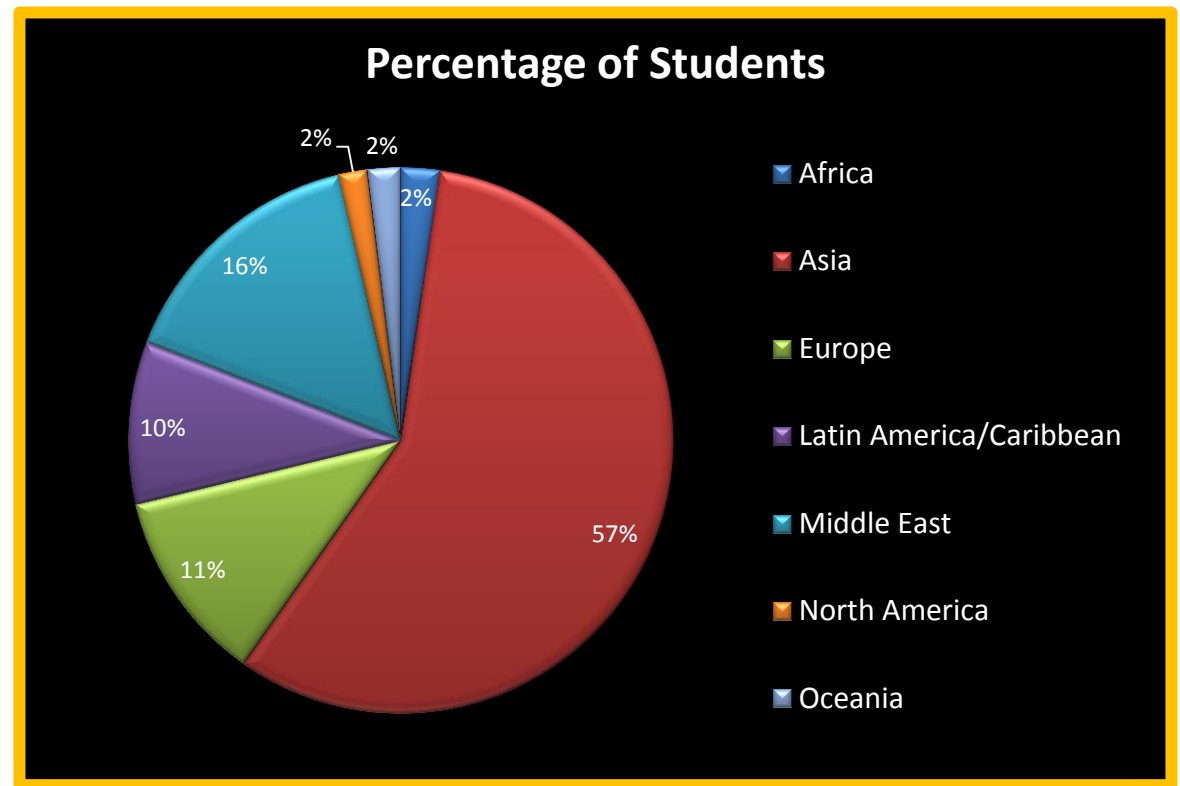
International Student Statistics: Fall 2014

University of Colorado Boulder

A total of 2267 (Undergraduate, Master, and PhD) international students from 96 countries attended the University of Colorado Boulder in the fall 2014 semester. Of those 2267 students, 81 students are non-degree seeking, and 2186 are degree seeking students.

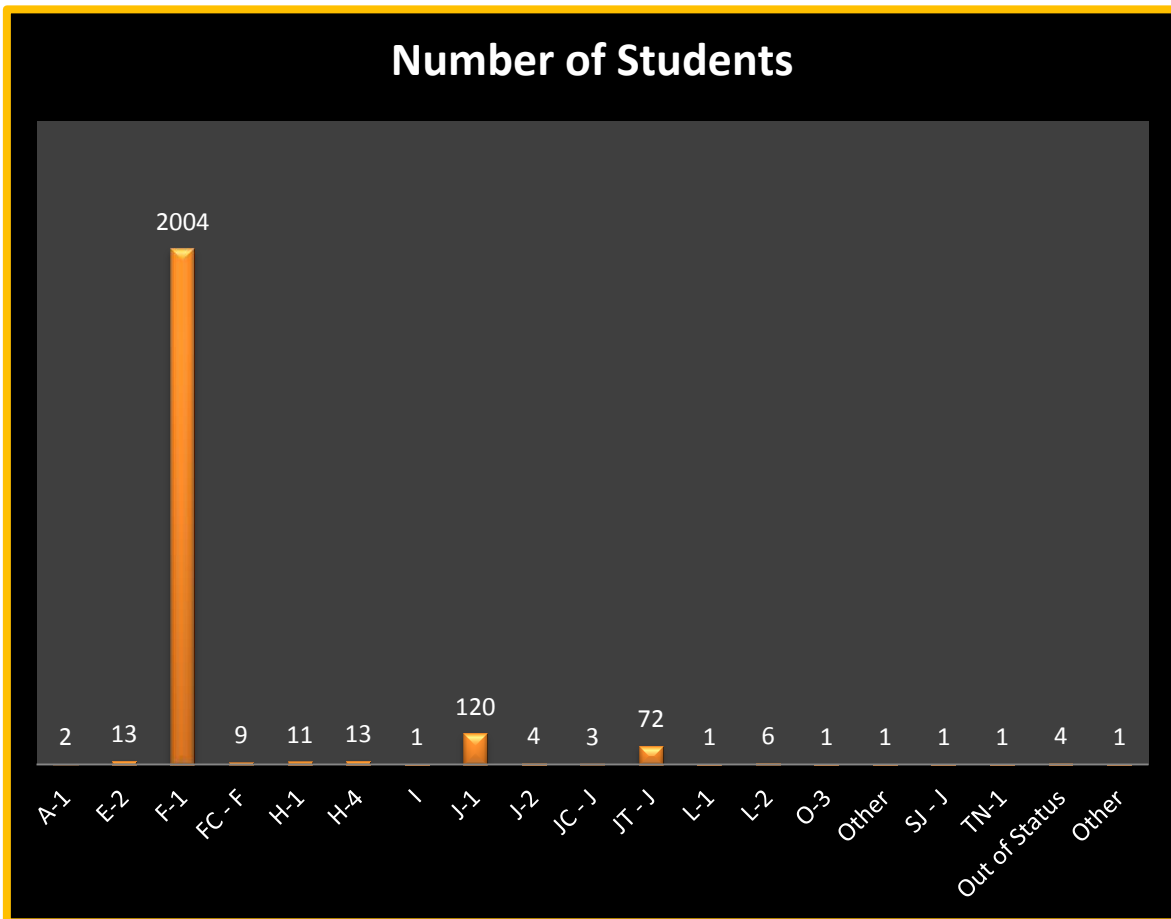
1) Where CU-Boulder International Students come from by region:

Region	# Students
Africa	52
Asia	1303
Europe	260
Latin America/Caribbean	218
Middle East	352
North America	38
Oceania	44
TOTAL	2267



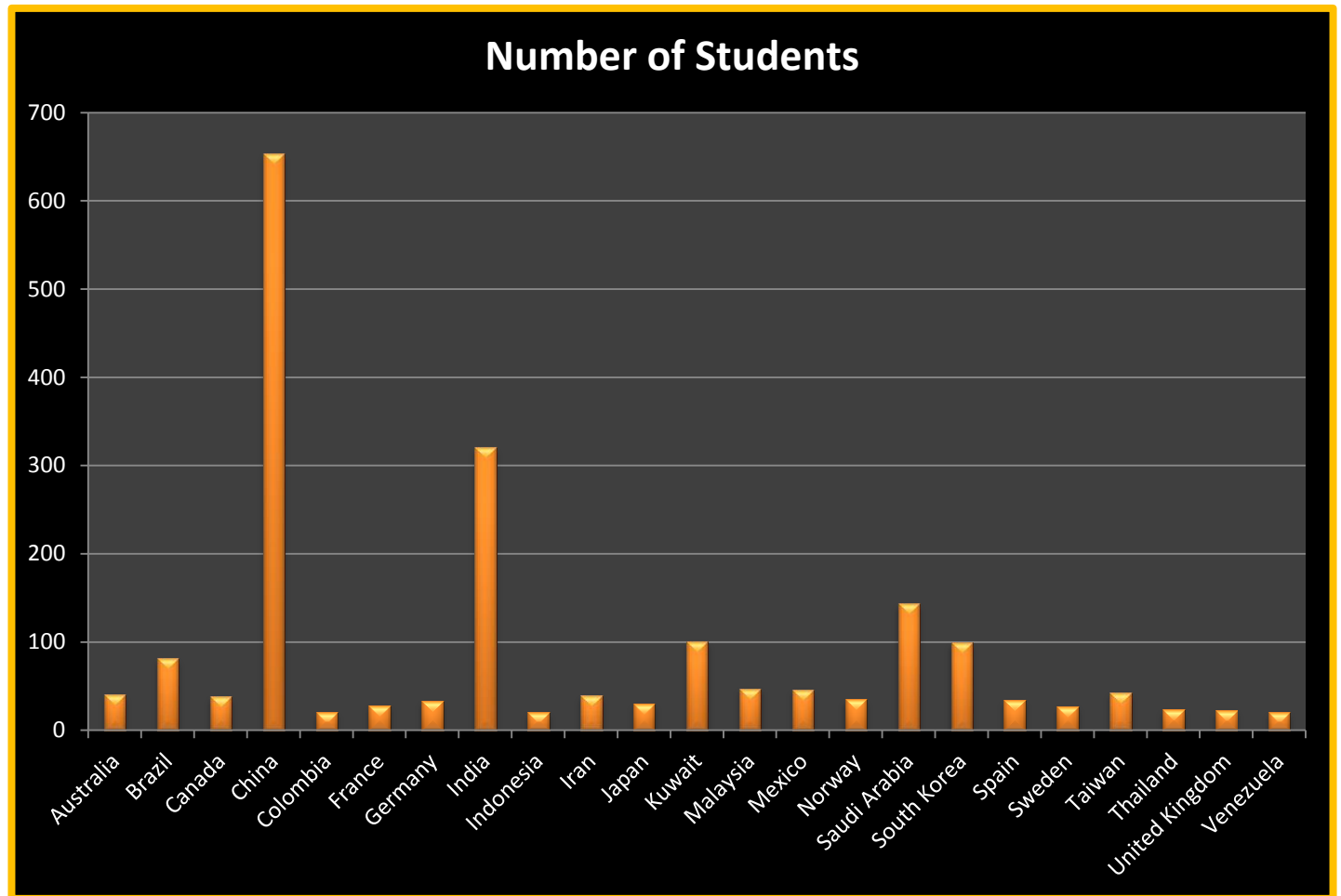
2) Visa Categories held by international students:

Type of Visa	# Students
A-1	2
E-2	13
F-1	2004
FC - F	9
H-1	11
H-4	13
I	1
J-1	120
J-2	4
JC - J	3
JT - J	72
L-1	1
L-2	6
O-3	1
Other	1
SJ - J	1
TN-1	1
Out of Status	4
Other	1
TOTAL	2267



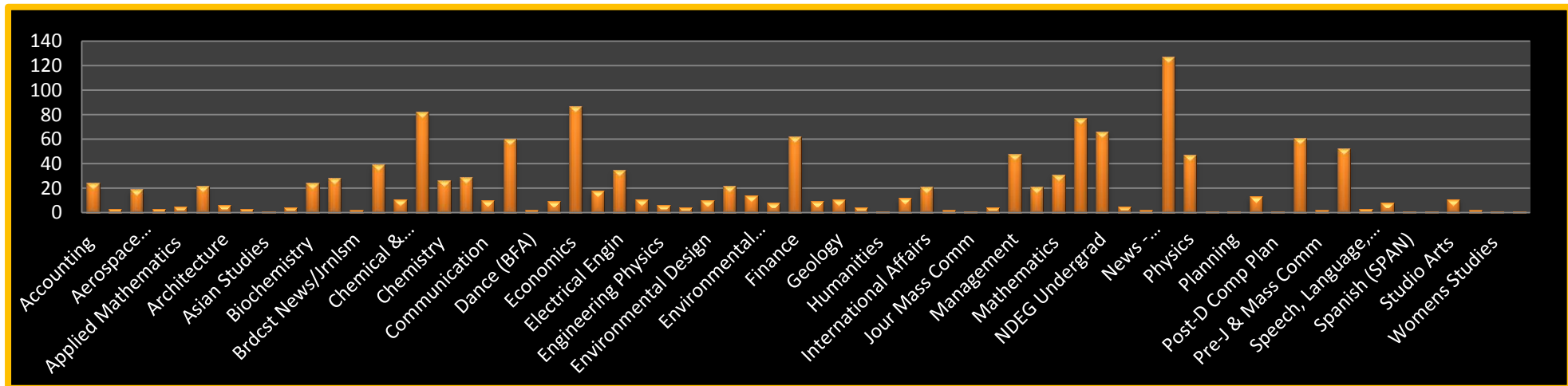
3) Countries with more than twenty students present at CU-Boulder

Country	# Students
Australia	40
Brazil	81
Canada	38
China	653
Colombia	20
France	28
Germany	33
India	320
Indonesia	20
Iran	39
Japan	30
Kuwait	100
Malaysia	47
Mexico	46
Norway	35
Saudi Arabia	143
South Korea	99
Spain	34
Sweden	27
Taiwan	42
Thailand	23
United Kingdom	22
Venezuela	20
TOTAL	1940



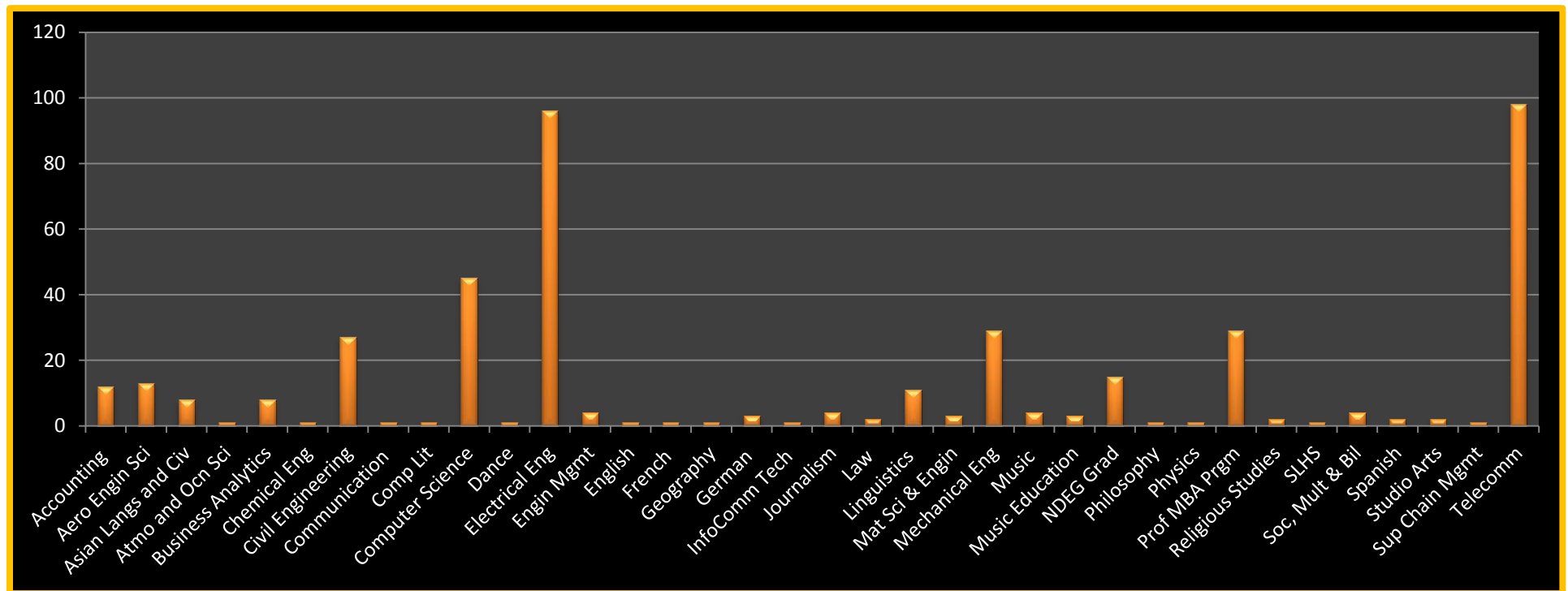
4a) Undergraduate Major Fields:

Undergraduate Students					
Field of Study	#	Field of Study	#	Field of Study	#
Accounting	24	Economics	87	Mathematics	31
Advertising/Journalism	3	Electrical/computer engineering	18	Mechanical Engineering	77
Aerospace Engineering Sciences	19	Electrical Engineering	35	Non-Degree UG	66
Anthropology	3	Engineering- undetermined	11	Neuroscience	5
Applied Mathematics	5	Engineering Physics	6	News- Editorial/Journalism	2
Architectural Engineering	22	English	4	Open Option	127
Architecture	6	Environmental Design	10	Physics	47
Art History	3	Environmental Studies	22	Piano Performance	1
Asian Studies	1	Environmental Engineering	14	Planning	1
Astronomy	4	Film Studies	8	Political Science	13
Biochemistry	24	Finance	62	Post-D Comp Plan	1
Biological Sciences	28	Geography	9	Pre-Engineering	61
Broadcast News/Journalism	2	Geology	11	Pre-journalism & Mass comm	2
Business-undetermined	39	History	4	Psychology	52
Chemical & Biological engineering	11	Humanities	1	Speech, Language, Hearing Sciences	3
Chemical Engineering	82	Integrative Physiology	12	Sociology	8
Chemistry	26	International Affairs	21	Spanish	1
Civil Engineering	29	Japanese	2	String performance	1
Communication	10	Journalism Mass Communication	1	Studio Arts	11
Computer Science	60	Linguistics	4	Theater	2
Dance (BFA)	2	Management	48	Women's Studies	1
Ecology & Evolutionary Biology	9	Marketing	21	Woodwind Performance	1



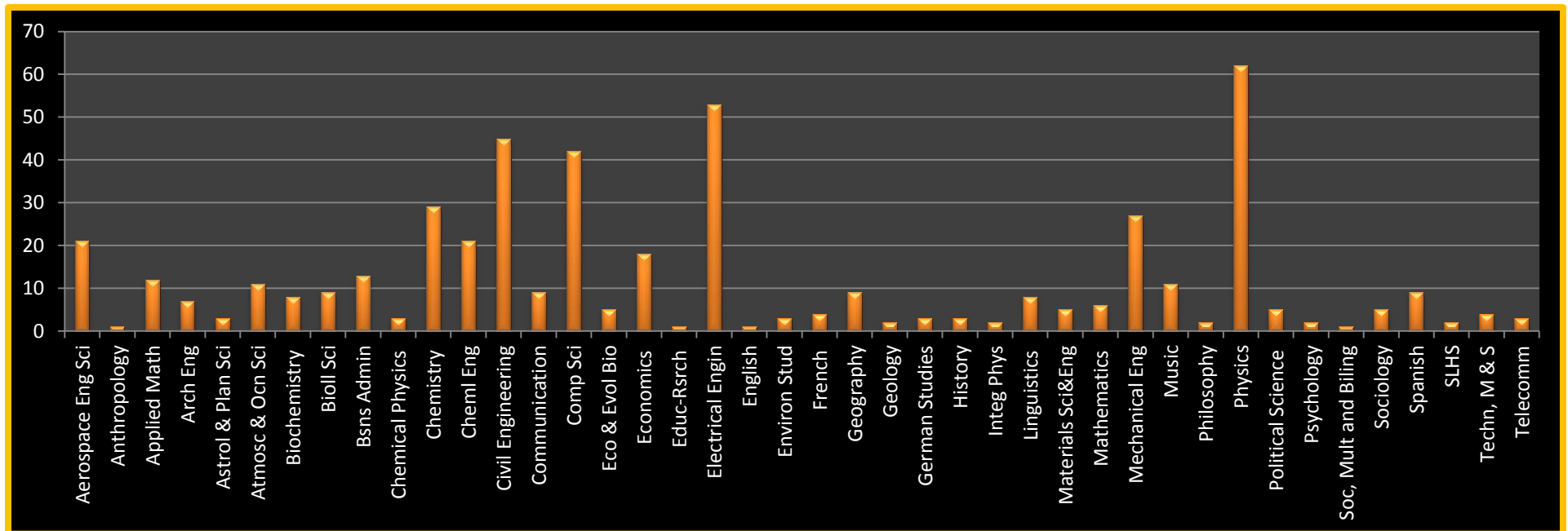
4b) Master Student Field of Specialization:

Master Students					
Field of Study	#	Field of Study	#	Field of Study	#
Accounting	12	Engineering Management	4	Music Education	3
Aerospace Engineering Sciences	13	English	1	Non-Degree Graduate	15
Asian Language & Civilization	8	French	1	Philosophy	1
Atmosphere and Oceanic Sciences	1	Geography	1	Physics	1
Business Analytics	8	German	3	Professional MBA program	29
Chemical Engineering	1	Information Communications Technology	1	Religious Studies	2
Civil Engineering	27	Journalism	4	Speech, Language, Hearing Sciences	1
Communication	1	Law	2	Society, Multi & bilingual studies	4
Comparative Literature	1	Linguistics	11	Spanish	2
Computer Science	45	Materials Science & Engineering	3	Studio Arts	2
Dance	1	Mechanical Engineering	29	Supply Chain Management	1
Electrical Engineering	96	Music	4	Telecommunications	98



4c) PhD Student Field of Specialization:

PhD Students					
Field of Study	#	Field of Study	#	Field of Study	#
Aerospace Engineering Sciences	21	Computer Science	42	Materials Science & Engineering	5
Anthropology	1	Ecological & Evolutionary Biology	5	Mathematics	6
Applied Mathematics	12	Economics	18	Mechanical Engineering	27
Architectural Engineering	7	Education Research	1	Music	11
Astrological & Planetary Sciences	3	Electrical Engineering	53	Philosophy	2
Atmosphere and Oceanic Sciences	11	English	1	Physics	62
Biochemistry	8	Environmental Studies	3	Political Science	5
Biological Sciences	9	French	4	Psychology	2
Business Administration	13	Geography	9	Speech, Language, Hearing Sciences	2
Chemical Physics	3	Geology	2	Society, Multi & bilingual studies	1
Chemistry	29	German Studies	3	Sociology	5
Chemical Engineering	21	History	3	Spanish	9
Civil Engineering	45	Integrative Physiology	2	Technology, Media	4
Communication	9	Linguistics	8	Telecommunications	3



5) Trends in CU-Boulder Student Enrollment from 2003-2014:

Academic Year	Fall # Students	Spring # Students
2003-2004	1139	1144
2004-2005	1086	943
2005-2006	996	926
2006-2007	1035	994
2007-2008	1135	1115
2008-2009	1229	1165
2009-2010	1248	1166
2010-2011	1373	1285
2011-2012	1492	1489
2012-2013	1643	1608
2013-2014	1879	1794
2014-2015	2267	

