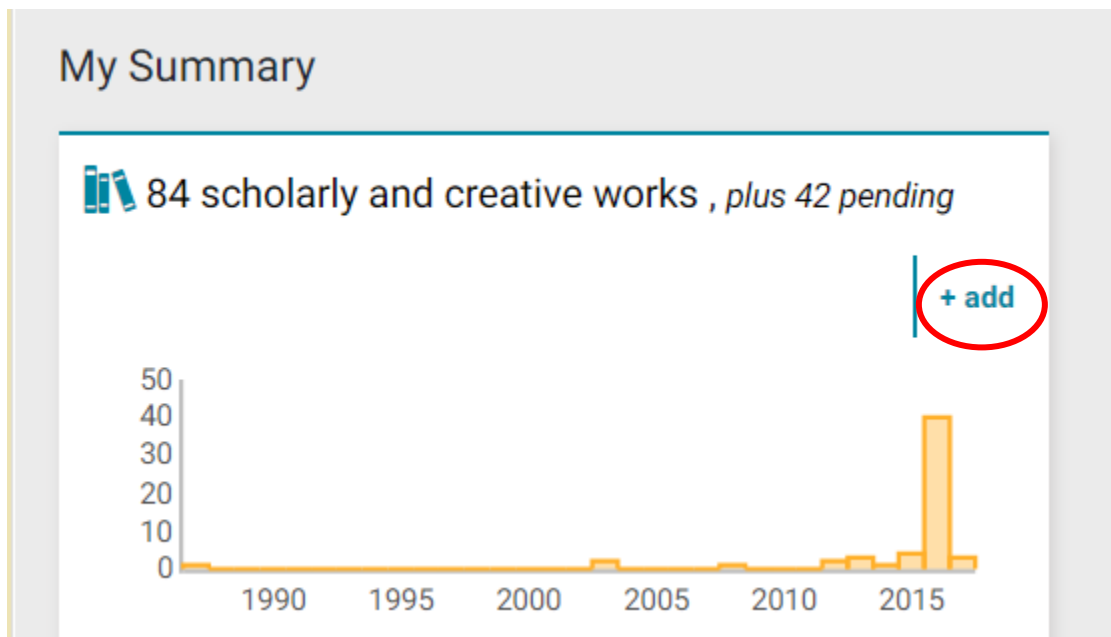


Adding your Plays, Poems or Fiction

To add information about your Creative Work follow the instructions below. Fiction books such as novels or books of poetry may be added to the “Book” category: If you have questions on where to enter Books please contact Matt Ramey at pubsdata@colorado.edu.

- Log in to CUBE using your identikey username and password
- On the home page, scroll down to “My Summary” click the “+add” link then select “creative work – play, poem, fiction (not books)” from the pop up window



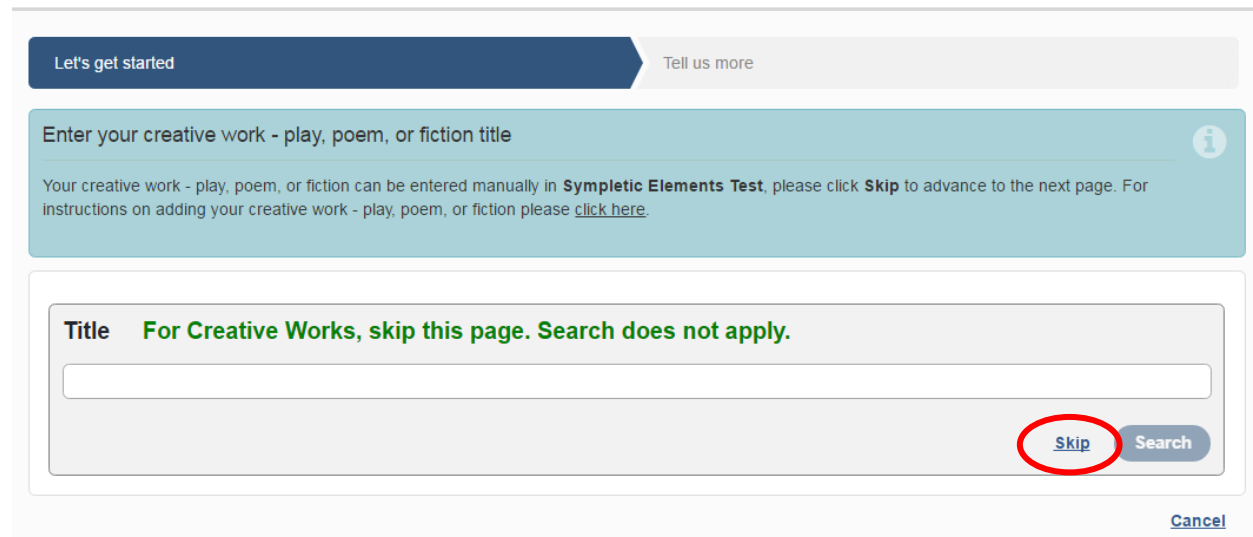
Add a new... ✕

book	chapter
conference proceeding	journal article
scholarly edition	creative work - performance/production
creative work - exhibition	creative work - play, poem, fiction (not books)
creative work - digital art, media & web design	creative work - composition
creative work - other	

Or you can [perform a bulk import](#) of scholarly or creative works from your local system.

On the following page, click “Skip” to start adding your Creative Work

Add Creative Work - Play, Poem, or Fiction



Let's get started Tell us more

Enter your creative work - play, poem, or fiction title ?

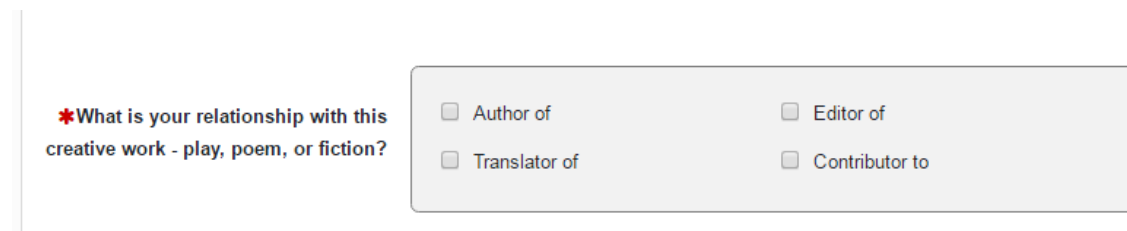
Your creative work - play, poem, or fiction can be entered manually in **Symplectic Elements Test**, please click **Skip** to advance to the next page. For instructions on adding your creative work - play, poem, or fiction please [click here](#).

Title **For Creative Works, skip this page. Search does not apply.**

Skip Search

[Cancel](#)

Indicate your relationship with the Creative Work:



*What is your relationship with this creative work - play, poem, or fiction?

<input type="checkbox"/> Author of	<input type="checkbox"/> Editor of
<input type="checkbox"/> Translator of	<input type="checkbox"/> Contributor to

Enter information on your Creative Work. The data entry for this Type of Creative Work is intended to be inclusive of plays, poems and fiction.

Required Fields for Creative Work – Plays, Poems, and Fiction are marked by a Red Asterisk:

- Description – Add information on your Creative Work here, this field should be treated like the old FRPA interface.
- Date – Add a date for your Creative Work, this may be the Publication Date, or another relevant date for your work. The date can be selected from a calendar or entered in to the field. The date must be expressed in one of the following ways:

- Year (ex. 2016)
- Month (ex. Mar 2016)
- Day/Month/Year (25/12/2015)
- Date cannot be Month/Day/Year or Month/Year in numbers

Additional information can be added but is not required.

Essential Information

*** Description:**

*** Date:**

Place of Publication:

Publisher:

Title of Journal:

Volume:

Issue:

Pagination:

Related URL:

1300 characters left

Begin page
End page
Page count

150 characters left

?

?

?

If you have additional information on your Creative Work you want to share expand the “Additional Information” section. Additional Information will not be included on your FRPA, but will be available for you, your dean, or other administrators viewing your work.

Adding information like the DOI or ISBN will make it easier for groups on campus like the University Library to track and potentially purchase your Creative Work.

Additional Information 6 additional fields

Keywords: ?

DOI: ?

ISBN-10:

ISBN-13:

ISSN:

Notes: ?

Click "Save" at the bottom of the page when you are done entering information about your Creative Work, and return to the CUBE home page to add additional creative works.

For more assistance, contact Faculty Affairs by emailing pubsdata@colorado.edu, or call Matt Ramey at 303-735-7827.

<http://www.colorado.edu/FIS/CUBE>