

Adding a Creative Work-Other

To add information about your Creative Work-Other:

- Log in to CUBE using your identikey username and password
- On the home page, scroll down to “My Summary” click the “+add” link then select “creative work – other” from the pop up window

The image shows a screenshot of the CUBE 'My Summary' page and a modal window for adding new works. The 'My Summary' page displays a bar chart showing the number of works over time, with a peak around 2015. A '+ add' link is circled in red. The modal window, titled 'Add a new...', lists various work types, with 'creative work - other' circled in red.

My Summary

84 scholarly and creative works , plus 42 pending

+ add

50
40
30
20
10
0

1990 1995 2000 2005 2010 2015

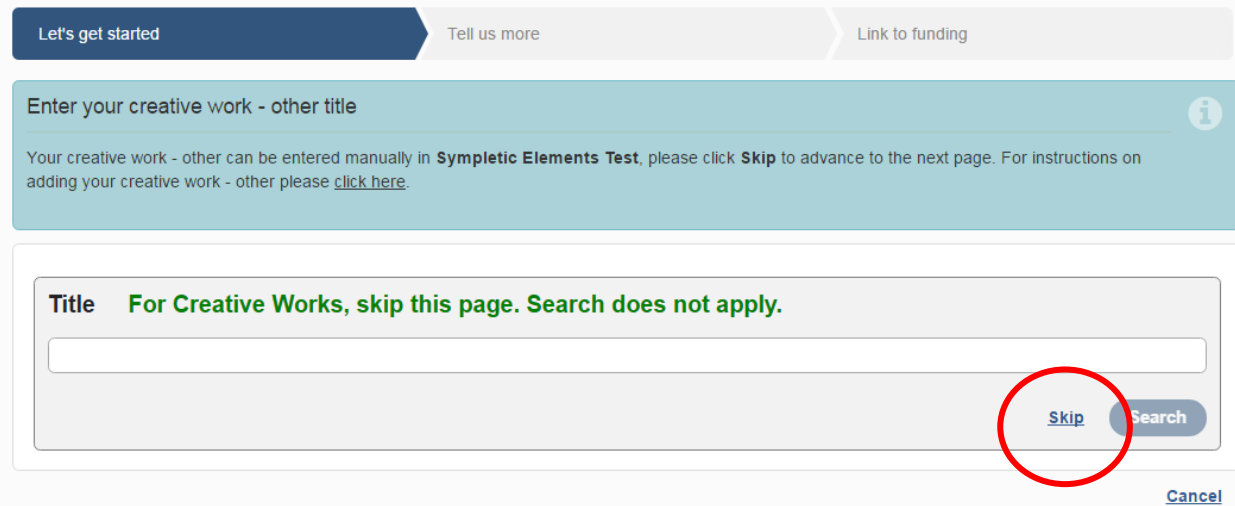
Add a new...

book	chapter
conference proceeding	journal article
scholarly edition	creative work - performance/production
creative work - exhibition	creative work - play, poem, fiction (not books)
creative work - digital art, media & web design	creative work - composition
creative work - other	


Or you can [perform a bulk import](#) of scholarly or creative works from your local system.

On the following page, click “Skip” to start adding your Creative Work

Add Creative Work - Other



Let's get started Tell us more Link to funding

Enter your creative work - other title 

Your creative work - other can be entered manually in **Symplectic Elements Test**, please click **Skip** to advance to the next page. For instructions on adding your creative work - other please [click here](#).

Title **For Creative Works, skip this page. Search does not apply.**

[Skip](#) [Search](#)

[Cancel](#)

On the following page, add information about your creative work, click on the question marks for help with an individual field.

Required Fields for Creative Work – Other, are marked by a Red Asterisk:

- Relationship - In the relationship box Faculty Affairs advises selecting the “Contributor to” relationship type. This will not affect what information flows through to the FRPA, and will improve the information in CU Experts and other systems.
- Description – Add information on your Creative Work here, this field should be treated like the old FRPA interface.
- Start Date – Add information about when your Creative Work started. This field is important for FRPA purposes, it can be expressed in Year, Month/Year, or Day/Month/Year format. See the question mark in CUBE for more information on accepted date formats.


***What is your relationship with this creative work - other?**


Author of Editor of
 Translator of Contributor to

Essential Information

*** Description:**

Ω 1300 characters left

*** Start Date:** 

End Date: 

Related URL:

150 characters left

?

?

?

?

If you need more space to describe your Creative work click the plus next to Additional Information to expand the additional fields.

If you choose to give more information about your Creative Work that information will be available to populate the CU Experts system.

Click "Save" at the bottom of the page when you are done entering information about your Creative Work, and return to the CUBE home page to add additional creative works.

For more assistance, contact Faculty Affairs by emailing pubsdata@colorado.edu, or call Matt Ramey at 303-735-7827.

<http://www.colorado.edu/FIS/CUBE>