

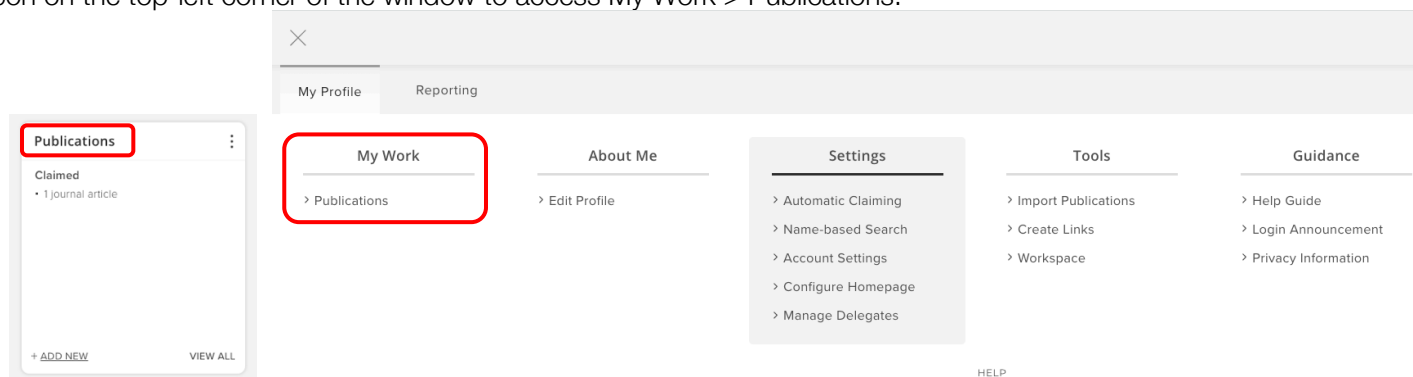
# Quick Start Guide: Exporting Publication Data from Elements

The publication data in CU Boulder Elements (CUBE) can be exported to be used in CVs, websites, research management tools, or other documents. Authors can export specific publication types, or all of the publication records claimed by an author. Records can be exported in the following formats:

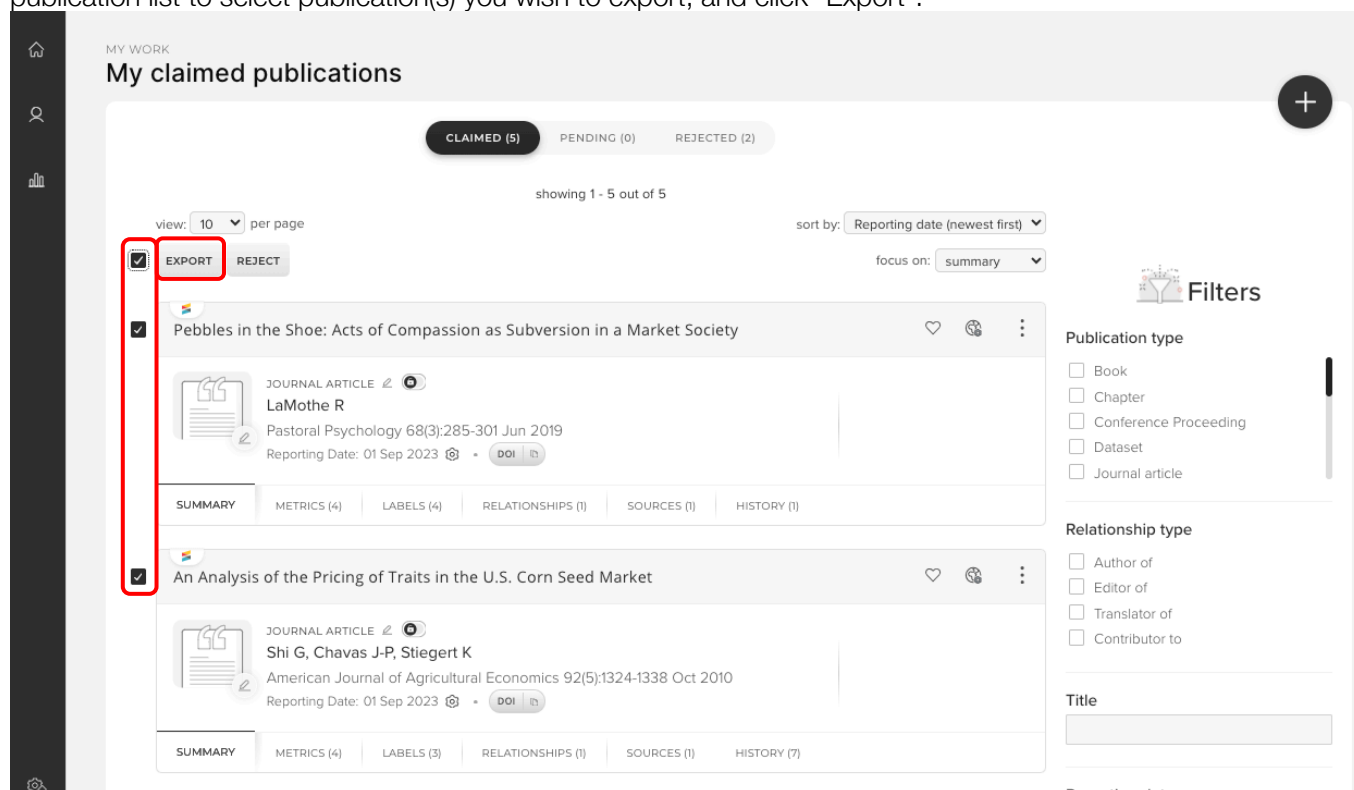
- BibTeX, for reference management services
- RIS (Research Information Systems) format, for EndNote and other reference management programs
- PDF, suitable for printing
- Word, suitable for text-based programs
- CSV, for Excel and databases

## To Export Publication Data from CUBE:

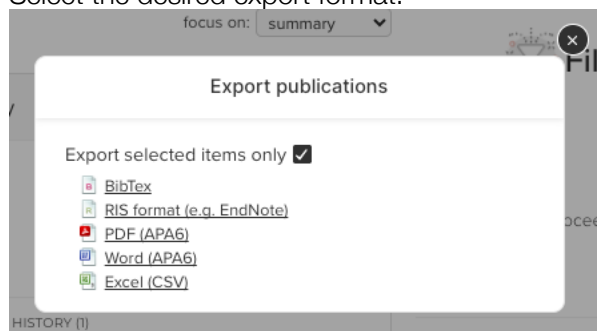
Navigate to the Publications page by clicking on the “Publications” tile on the home page, or by clicking on the tribar (≡) icon on the top-left corner of the window to access My Work > Publications:



You will be automatically re-directed to the “Claimed” publications page. Use the check boxes on the left side of the publication list to select publication(s) you wish to export, and click “Export”:



Select the desired export format:



The download will start automatically and be placed in your browser's Downloads folder.