

Activity:
Cheese Match!

Developed by: Daniela Borlovan, Chloe Young, Lily Goostree for CU Boulder's Children Book Festival 2025, Open Education Resource, Creative Commons.

Available at
colorado.edu/event/bookfest

I Like Cheese!

Salina Yoon

Grade and Colorado Academic Standard.

Grade Level: 1st grade

Content Area: Reading, Writing, and Communicating

Category: Reading for all purposes

Grade Level Expectation: Apply foundational reading strategies to fluently read and comprehend literary texts.

Evidence Outcome: Use illustrations and details in the story to describe its characters, setting, and events.

-Colorado Academic Standard information retrieved from

<https://www.cde.state.co.us/apps/standards>.

-View the full standards at


<https://www.cde.state.co.us/standardsandinstruction/standards>



Activity Overview





“Cheese Match”


- ★ In the book, there are many unspoken emotions that are displayed through the illustrations. Pictures that match with words on the cards will serve as a comprehension check of these emotions.
- ★ Intended to confirm students’ comprehension of the book through a card matching game.
- ★ Make sure that the kids can name the main characters (Kat and Mouse), describe a couple characteristics, recall events throughout the book, and describe the setting.
- ★ Half of the cards will be questions and the other half will be answers or pictures that match the question.
- ★ Questions will be about the story’s characters, setting, and events.
- ★ Students can work together to match the question.
- ★ This activity should be in small groups (around 3-4).



Materials



-  Paper that looks like cheese
-  Pencils
-  Colored pencils/Crayons
-  Marker



Step-By-Step Directions

- ★ The Main Event (Students and Teacher)
 - Scene-Setter: Okay, gather those small groups and let 'em know the drill: "We're playing Cheese Match to see how much of I Like Cheese! really stuck in your brains!" Explain that it's a card game to check their comprehension.
 - Pass Out the Loot: Get the essential bits into their little hands—the paper that looks like cheese (seriously, that's a genius touch), pencils, and the necessary coloring apparatus like colored pencils/crayons or markers.
 - The Two Sides of the Coin: Make it crystal clear: They're making two types of cards. One batch is for questions, and the other has little pictures that match.
 - The Subject Matter: Emphasize that all their genius questions must revolve around the story's main players (characters), where it all went down (setting), and what actually happened (events). This keeps them focused.

Jazz It Up! Extra Ideas & Accommodations

★ More Ways to Catch a Mouse

- The Blueprint: Forget just cards; ask the kids to use their knowledge of the characters, setting, and events to draw a story map. A little "beginning, middle, and end" sequence—that's a solid extension.
- The Encore: If they're feeling frisky, challenge those small groups to write a brand new scene for the Kat & Mouse Book. Like, what happens after the cheese sandwich is eaten? Endless possibilities!

★ Making it Work for Everyone (Modifications & Differentiations)

- For the Little Scholars (Pre-K/Kindergarten): The teacher should prep all the matching cards beforehand. Their goal is simply to match. Keep the questions focused on things like characters—"What's Kat wearing?".
- For the Older Scholars (Second/Third Grade): Insist that they formulate inference questions—the kind that requires a bit of detective work. Furthermore, the answer card must include a little snipped phrase or sentence from the book that acts as the 'proof' for their answer.



Happy





Sad

Cat's Lunch

What Does Cat
Wear?

Mouse's Lunch

What Does
Mouse Wear?



matching card game

The CU Boulder School of Education and Boulder Bookstore present the
2025 Children's Book Festival

Saturday, November 8 | Boulder Public Library



**SALINA
YOON**



**NYASHA
WILLIAMS**



**DENISE
VEGA**



**PAM
MUÑOZ RYAN**



**RITA
WILLIAMS-GARCIA**



**SHAREE
MILLER**

Join us on Saturday, November 8, 2025 | 10 a.m. - 4 p.m.

 **Boulder Public Library (Main Branch) - 1001 Arapahoe Ave.**
Free parking available

This **free event** includes author talks, a panel for educators, book sales and signing, children's activities and more. Come for part of the event, or stay for the day!

Free educational resources available on our website. Continuing Education Units (CEUs) available for teachers and librarians.

The CU Children's Book Festival is supported by a grant from the CU Office for Public and Community Engaged Scholarship (PACES)



See the schedule & register:
[colorado.edu/event/bookfest](https://www.colorado.edu/colorado.edu/event/bookfest)

**BOULDER
PUBLIC LIBRARY**

 School of Education
UNIVERSITY OF COLORADO BOULDER

 **Boulder
Bookstore**

We also hope you can join us on Saturday, November 8 at the Boulder Public Library to meet SALINA YOON and hear more about *I Like CHEESE* in-person...along with other authors and illustrators! For more information, visit:

<https://www.colorado.edu/event/bookfest>