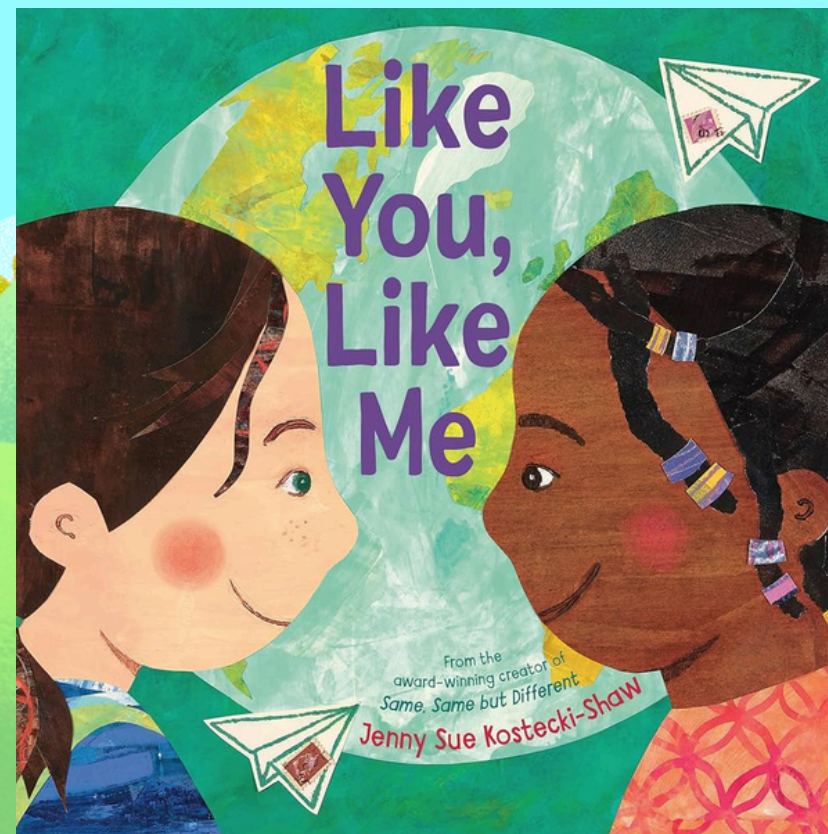


Like You, Like Me

by Jenny Sue Kostecki-Shaw

Imaginary Pen Pal

Developed by Abby Irgens and Maddie O'Canna for CU Boulder's Children's Book Festival 2024, Open Education Resource, Creative Commons, Available at colorado.edu/event/bookfest




Grade and Colorado Academic Standard



- Grade level: 3
- Content area: Drama and Theater Arts
- Colorado Academic Standards information:
- Standards category: Create
 - Grade level expectation: Generate and conceptualize artistic ideas and work.
 - Evidence outcome: Investigate through collaboration to determine how characters might move and speak to support the story and given circumstances in a creative drama or theatre work.


- Colorado Academic Standard information retrieved from:
 - <https://www.cde.state.co.us/apps/standards>
- View the full standards at:
 - <https://www.cde.state.co.us/standardsandinstruction/standards>

What is the book about?



Like You, Like Me is a story about two young girls who long for friendship and connection. Through their experiences, they discover the joy of authentic relationship with a pen pal.


Objective




To collaborate with a pen pal to explore how characters move and speak in a story, enhancing understanding of character development in theater.

Activity Overview


For our activity, students will work with a pen pal (another student in class or a friend) to bring one of the characters to life. Students develop and explore how that character would move and speak. They will share ideas through a script and then present their character to the class!



Materials



- Notebook or Journal: To organize letters and character ideas.
- Pens or Pencils: For writing letters and notes.
- Colored Pencils or Markers: To illustrate the character or add color to letters.
- Paper: To outline details like the character's name, age, traits, and backstory.
- Presentation Materials: Poster board or paper for the character presentation, if needed.
- Reference Books or Websites: For inspiration on character traits and storytelling.



Directions

- Students need to choose a partner in class, who they can call their Pen Pal.
- After students pick their partner, they will create a character based on either Tulsi or Vanessa.
- Preparing the character:
 - Name: Each student should choose Tulsi or Vanessa.
 - Traits: List at least three personality traits (funny, brave, shy, etc.).
 - Backstory: Write a short background about your character (where they come from, what they like, etc.).
 - Appearance: Describe what your character looks like (hair color, clothing, special features).
- Write a script. Take turns with your pen pal (partner) writing lines back and forth.
 - Line 1: Person A introduces their character, including details about their personality and backstory.
 - Line 2: The pen pal writes a response as their own character. Encourage them to ask questions.
 - Additional Lines: Continue to write lines of the script back and forth to develop the characters and explore how they would interact.

Directions (continued)

- **Character Movement and Speech:**
 - Think about how the character would move (e.g., gracefully, clumsily) and how they would speak (e.g., confidently, shyly). Write down some examples of dialogue.
- **Prepare Your Presentation—optional:**
 - Use the information from the letters to create a visual presentation of the character.
 - It can include drawings, a character profile, and any interesting facts.
- **Present to the Class:**
 - Perform your script with your partner! Share the character with the class, including their traits, backstory, and how they would move and speak.
 - Be prepared to answer questions from your classmates about your character.

Additional Suggestions

- **Stay Organized:**
 - Keep all your letters and notes in one place, like a folder or binder. This will help you stay organized for the presentation.
- **Visual Presentation:**
 - If you create a poster or visual aid, make it colorful and engaging. Use drawings or images that represent your character.
- **Character Development:**
 - Think about your character's strengths and weaknesses. How do these traits affect their actions and decisions?
 - Consider your character's goals or dreams. What do they want to achieve?

Example of Script

Use the book to guide you through your script, but also add your own ideas and details.

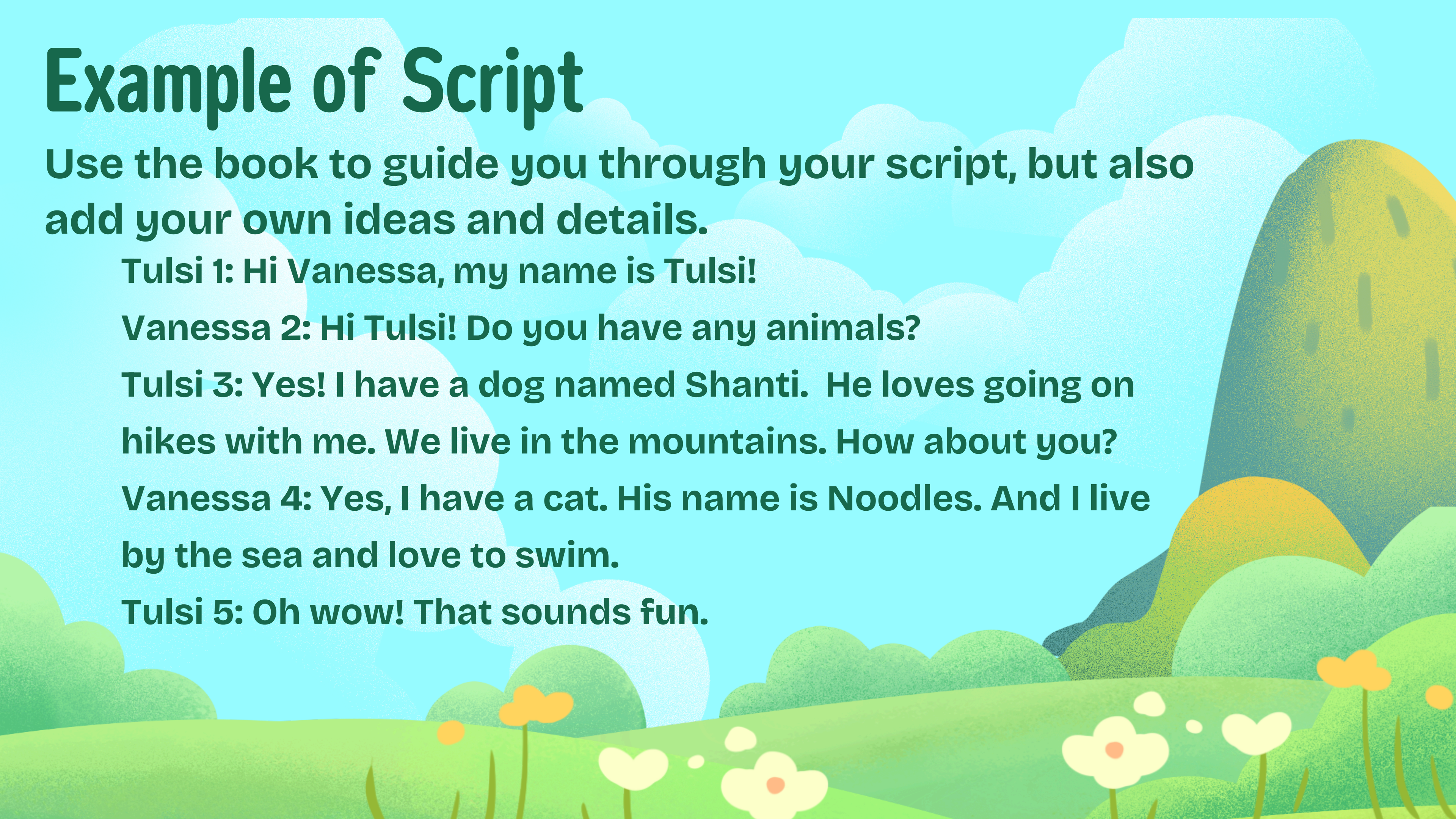
Tulsi 1: Hi Vanessa, my name is Tulsi!

Vanessa 2: Hi Tulsi! Do you have any animals?

Tulsi 3: Yes! I have a dog named Shanti. He loves going on hikes with me. We live in the mountains. How about you?

Vanessa 4: Yes, I have a cat. His name is Noodles. And I live by the sea and love to swim.

Tulsi 5: Oh wow! That sounds fun.




The CU Boulder School of Education and Boulder Bookstore present

2024 Children's Book Festival

Saturday, November 9 | Boulder Public Library



JENNY SUE
KOSTECKI-SHAW



BRITTANY
CICCHESE



JULIE LEUNG



CHRIS
GRABENSTEIN




AMALIE
HOWARD



CRAIG KOFI
FARMER

Join us on Saturday, November 9, 2024 | 10 a.m. – 5 p.m.

 **Boulder Public Library (Main Branch) - 1101 Arapahoe Ave.**
Free parking available

This free event includes author talks, a panel for educators, book sales and signing, children's activities and more. Come for part of the event, or stay for the day!

Free educational resources available on our website. Continuing Education Units (CEUs) available for teachers and librarians.

Support provided by the CU Boulder Office for Public and Community Engaged Scholarship



Learn more and register at
[colorado.edu/event/bookfest](https://www.colorado.edu/event/bookfest)

BOULDER
PUBLIC LIBRARY

 **School of Education**
UNIVERSITY OF COLORADO BOULDER

 **Boulder
Bookstore**

We also hope you can join us on Saturday, November 9 at the Boulder Public Library to meet Jenny Sue Kostecki-Shaw and hear more about Like You, Like Me in-person...along with other authors and illustrators! For more information, visit <https://www.colorado.edu/event/bookfest>