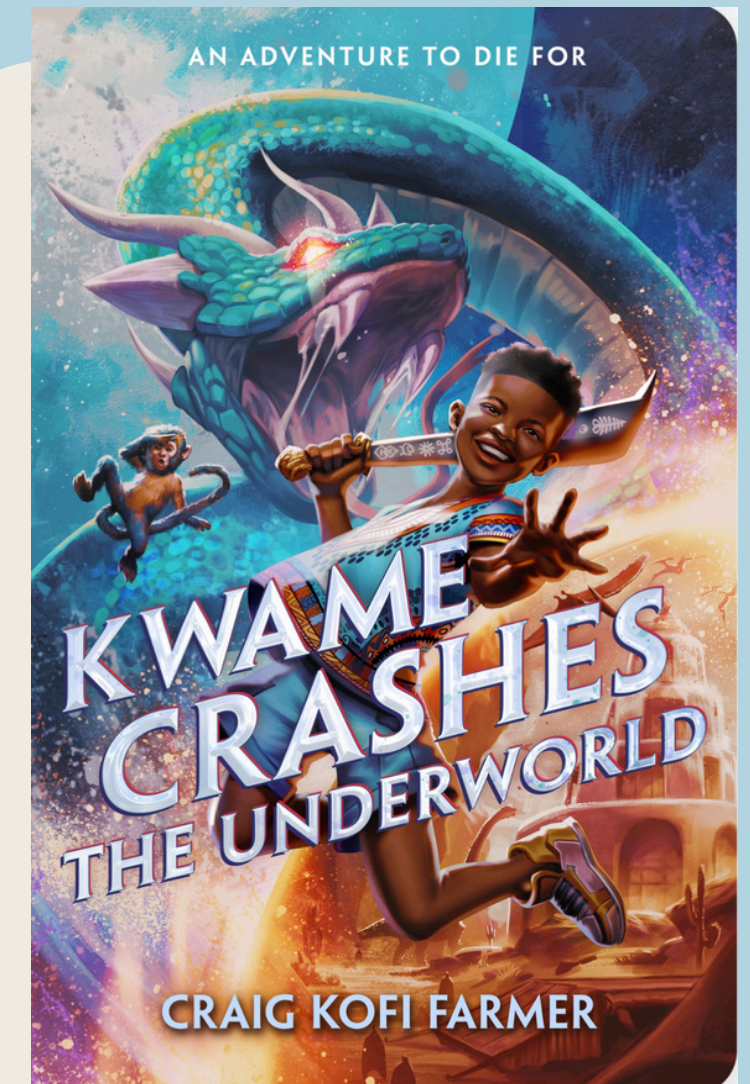


Kwame Crashes the Underworld

By: Craig Kofi Farmer

ASL Hand Shape Collage

Developed by Jordyn Dubinsky and Piper Zall
for CU Boulder's Children's Book Festival 2024,
Open Education Resource, Creative Commons.
Available at colorado.edu/event/bookfest



This activity is focused on world languages and the communication standards category

Grade level

This activity was designed for the novice-low grade level.

Grade level expectation

1.3 Present information on very familiar and everyday topics using a variety of practiced or memorized words through spoken, written or signed language (presentational mode)


Evidence Outcome

1. Introduce self, using practiced or memorized words and phrases with the help of gestures or visuals.
2. Express likes and dislikes using practiced or memorized words and phrases with the help of gestures or visuals.
3. Name very familiar people, places and objects using practiced or memorized words and phrases with the help of gestures or visuals.



ASL Hand Shape Collage!

In the book the main character, Kwame, has a best friend, Autumn, who travels to the underworld with him. Autumn is hard-of-hearing; she has post-lingual hearing loss in both ears. When Kwame first met Autumn, he saw her hearing aids and made it his goal to learn ASL. Kwame stated “I remember telling her I wanted to learn ASL, and that sparked the most epic friendship of all time.” (p. 205)

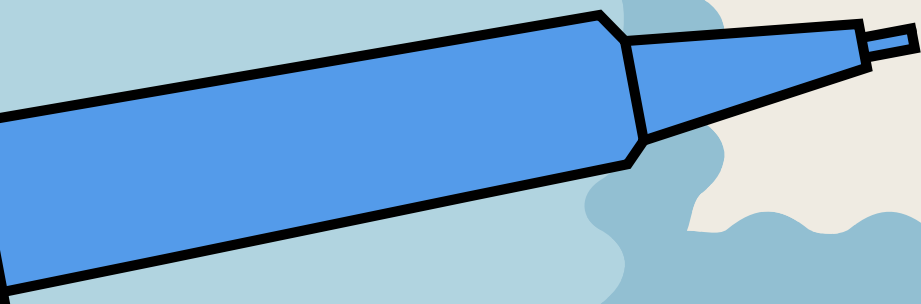



Our goal for this activity is to get students introduced to American Sign Language (ASL) with presenting them with the ASL alphabet. When learning the ASL alphabet, your hands make certain shapes they wouldn't usually make. To make the learning interesting and enjoyable, the students will take the shapes their hands make when making each letter, and trace them down on a piece of paper. With all these fun shapes they will then be able to make cute pictures from them (the same way someone would draw a hand turkey)!

Materials!


click here for an image of
the American Sign
Language alphabet!

- printed images of the asl
alphabet <https://deafchildren.org/2019/06/free-asl-alphabet-chart/>
- markers, crayons, pencils,
something to write with
- paper, canvas, something
to draw on





Here's How to Do it!

1. Grab a piece of paper and any writing material you want! (pencil, marker, etc.)
 2. Look at the ASL alphabet paper and practice some of the letters with your hands.
 3. Any shape that stands out to you, put your hand on the paper and trace it (just like you would a hand turkey).
 4. Color in the shapes you've created and make a picture from it!
 5. Try to connect your drawings to a certain moment or certain character from the book!
 6. Get creative with it! This is your very own creation!
 7. After you have completed your masterpiece, we are all going to get up and do a gallery walk to see what all your classmates created!
- 

Examples!





Wrap Up and Reflect!


Kwame and Autumn's friendship is very prevalent throughout the book. Kwame's dedication to learning American Sign Language for Autumn is a testament to his character and kindness as a human being. After the activity, use the following resources and questions to help spark meaningful discussion about world languages and communication with your students!

Have you ever had a hard time being understood by somebody, how did that make you feel?

Do you think it's important to have different forms of communication?

How would you communicate if you couldn't speak?

If you had a friend who was hard of hearing, how would you communicate with them?



We also hope you can join us on Saturday, November 9 at the Boulder Public Library to meet Craig Kofi Farmer and hear more about “Kwame Crashes the Underworld” in-person...along with other authors and illustrators! For more information, visit <https://www.colorado.edu/event/bookfest>

The CU Boulder School of Education and Boulder Bookstore present

2024 Children's Book Festival

Saturday, November 9 | Boulder Public Library



Join us on Saturday, November 9, 2024 | 10 a.m. – 5 p.m.

 Boulder Public Library (Main Branch) - 1101 Arapahoe Ave.
Free parking available

This free event includes author talks, a panel for educators, book sales and signing, children's activities and more. Come for part of the event, or stay for the day!

Free educational resources available on our website. Continuing Education Units (CEUs) available for teachers and librarians.

Support provided by the CU Boulder Office for Public and Community Engaged Scholarship



Learn more and register at colorado.edu/event/bookfest