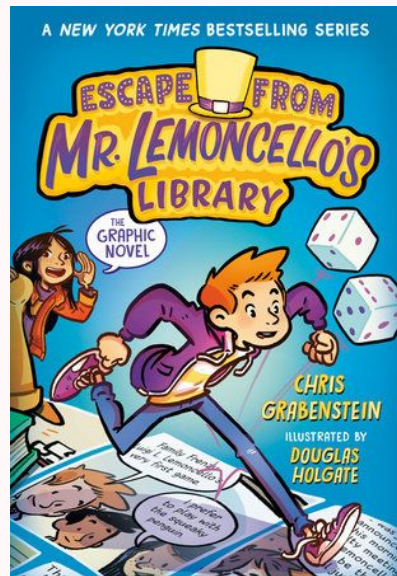


# CU Children's Book Festival

## Educator Resource – Literacy Scavenger Hunt



Escape From  
Mr. Lemoncello's  
Library by Chris  
Grabenstein and  
Illustrated by  
Douglas Holgate

Developed by Nicole Levine, Garrett Triplett and Genevieve Teller for CU Boulder's Children Book Festival 2024, Open Education Resource, Creative Commons, Available at [colorado.edu/event/bookfest](https://colorado.edu/event/bookfest)



# Grade and Colorado Academic Standard

Colorado Academic Standard Information

Content Area		Grade	Standard Category
Reading, Writing, and Communicating		5th	Reading for All Purposes
Grade Level Expectation	1. Apply strategies to interpret and analyze various types of literary texts.		
Evidence Outcome	b. Use Craft and Structure to: <ul style="list-style-type: none"><li>Determine the meaning of words and phrases as they are used in a text, including figurative language such as metaphors and similes.</li></ul>		

- “Colorado Academic Standard information retrieved from <https://www.cde.state.co.us/apps/standards>.
- View the full standards at <https://www.cde.state.co.us/standardsandinstruction/standards>



# Activity Overview

## Literacy Scavenger Hunt

This is a scavenger hunt to figure out clues to find the key to the room or box. During the scavenger hunt students will be in groups (2–3 students) using skills they have been taught to figure out the different types of figurative language and the answers to the sticky note. There will be answers below sending each group to the next clue. However, if they get the answer wrong they will have to go back and try again. Getting the right answer gets you to the next clue and after completing the scavenger hunt students get a reward. This connects well with Mr. Lemoncello's Library because the book consists of 12 kids trying to use hints and clues to escape the library.





# Materials



- Checklist for students
- Different color sticky notes (amount is teachers choice)
- Pencils or pen
- Clip board
- Prizes (ex: lollipops, fun erasers, stickers, bookmarks, whatever the teacher thinks is fun)



## WORD SCAVENGER HUNT



While finding your letters, write your answers down in the workspace below, and unscramble it. Put your final answer in the bottom space and bring it to your teacher

Workspace

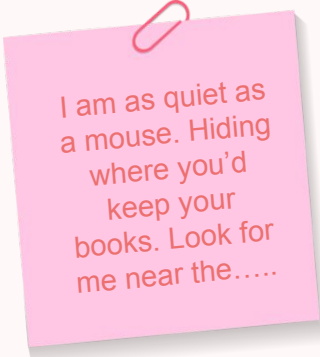
( Example of student worksheet )

Final word

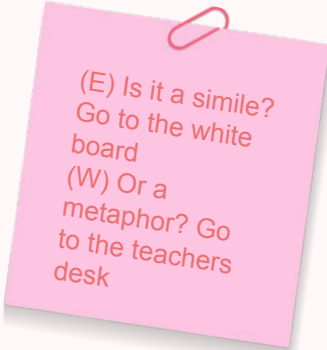


# Directions

## Literacy Scavenger Hunt



I am as quiet as  
a mouse. Hiding  
where you'd  
keep your  
books. Look for  
me near the.....




(E) Is it a simile?  
Go to the white  
board  
(W) Or a  
metaphor? Go  
to the teachers  
desk

- Set up by writing clues on different sticky notes, using different sets so the students are broken up into 2 different groups – or printing them out instead.
- Put them in different key places around the room.
- Explain the rules to the students and give them their first clues, as well as a sheet, clipboard, and pen to mark down their different letters that they get from solving each clue.
- The students will walk around the room to each sticky note, solving the riddle on the note then walking over to where the answer leads them. Once they get there, the students will have to figure out if the clue was a simile or metaphor, which gives them a letter answer. The key is for the students to correctly answer each question and all the letters will spell out a word.
- When students are done, they go to the teacher with their full word and if it is correct they get a prize.
- If their word is not correct, then the students have to retrace their steps and determine the correct answer.





# Different Examples From The Book



Page 20: "Knowledge is power" (metaphor)

Page 56: "We have books, which are windows into worlds we never dreamed possible."

Page 57: "Knowledge not shared remains unknown" (metaphor)

Pg 165: "Do not **despair**, Andrew." Definition of "despair" either: the complete loss or absence of hope (correct answer) or the a feeling of expectation and desire for a certain thing to happen.

Pg: 149 "I think we need to Tweak Andrew's notion a wee bit." What's another word for tweak? **Adjust** or weaken

- Use the clues given and other clues given on slides 5 and 7 and make the answer a word that is close to the book – for example: **Escape**.
- Make the questions on the sticky notes like the example from slide 5 and the answer should spell "escape" at the end.



# Additional Suggestions



- A suggestion could be to use the answers that they collect to make a word that they have to tell a teacher to get a prize.
- The lettered answers to each question could be scrambled or in order to make it easier or harder depending on the level of the classroom
- Based off of the students in the classroom, there might be some words they are unfamiliar with. Focus on particular words from the book and support students' understanding with those as part of (or alongside) the activity you designed.
  - For example, add a word that is difficult to understand from the book. Then the answers could be either a definition of the word or could be how to use the word in a sentence. For instance, on page 20, one of the words being used is "family motto". On the sticky note, you would write "family motto". Then for the answer, you could either do the definition of "family motto" or a sticky note with two different sentences and only one of them works.
  - For example: Our family motto is "Always stick together."





# We hope to see you there!



We also hope you can join us on Saturday, November 9 at the Boulder Public Library to meet Chris Grabenstein and hear more about *Escape From Mr. Lemoncello's Library* in-person...along with other authors and illustrators! For more information, visit <https://www.colorado.edu/event/bookfest>

The CU Boulder School of Education and Boulder Bookstore present

## 2024 Children's Book Festival

Saturday, November 9 | Boulder Public Library



JENNY SUE  
KOSTECKI-SHAW



BRITTANY  
CICCHESE



JULIE LEUNG



CHRIS  
GRABENSTEIN



AMALIE  
HOWARD



CRAIG KOFI  
FARMER



Join us on Saturday, November 9, 2024 | 10 a.m. – 5 p.m.

 **Boulder Public Library (Main Branch)** - 1101 Arapahoe Ave.  
Free parking available

This free event includes author talks, a panel for educators, book sales and signing, children's activities and more. Come for part of the event, or stay for the day!

Free educational resources available on our website. Continuing Education Units (CEUs) available for teachers and librarians.

Support provided by the CU Boulder Office for Public and Community Engaged Scholarship



Learn more and register at  
[colorado.edu/event/bookfest](https://www.colorado.edu/event/bookfest)

**BOULDER**  
PUBLIC LIBRARY

 School of Education  
UNIVERSITY OF COLORADO BOULDER

 **Boulder**  
Bookstore