


Bumps in the Night

Activity: Chapter Art

Developed by Lainey Smallegan, Lauren Kaplan
and Gabby Biondi for CU Boulder's Children's
Book Festival 2024, Open Education Resource,
Creative Commons. Available at
colorado.edu/event/bookfest



Grade and Colorado Academic Standard

Grade Level: 5th

Content Area: Visual Arts

Standard category: Invent and Discover to Create



Grade level expectation: Apply an understanding of art processes and studio skills to create works of art and design.

Evidence Outcome: Utilize traditional and contemporary media to effectively communicate intended meaning.

- “Colorado Academic Standard information retrieved from <https://www.cde.state.co.us/apps/standards>.
- View the full standards at <https://www.cde.state.co.us/standardsandinstruction/standards>

Activity Overview

Our Activity: Recreating Chapter Covers

- Each student will be assigned a chapter from the book. Then, they will reimagine their chapter cover page using watercolors.
- The activity will be individual work that the whole class will work on, on their own and during class time. In the end, however, all of the covers will be combined to make a mural in the classroom.
- In the book, the chapter title pages are all the same and all plain. This activity could be a chance for the kids to create their own using themes from the chapter, and use watercolors to paint a mural, just like Rika!
- Introducing this project while students are reading the book may help them feel more connected to the story and characters throughout, as they will have to think critically throughout their reading in order to find images they want to integrate into their cover page.

Materials

For Teachers:

- Stapler
- Printer Paper
- Large piece of butcher paper (big enough to tape all of the students' work onto it)

For Students:

- Water colors
- Paintbrushes
- Water cups for rinsing brushes
- Smocks (optional)



[Citation](#)

Directions

Setting up the activity:

- First, the teacher will assign a chapter to each student (multiple students may have the same chapter)
- Next, the teacher will provide one piece of blank printer paper per student.
- The teacher will then give the option that they can open their books and briefly look over their assigned chapters to refresh.
- Students will be given watercolors and other art materials

Directions - Continued

- Students should be instructed to illustrate these blank cover pages to match what they are reading about in the chapter they are assigned. Students can creatively draw out what they are picturing happening in this chapter, including aspects of the most important parts of each chapter.
- Instruct students to show their knowledge of the chapter with these creative drawings by adding color, drawings, shapes or symbols and other aspects that show their understanding of key events read in the chapter. Get creative!
 - You can also encourage students to consider integrating key themes that are seen throughout the entire novel (colors, symbols, ideas) into their cover pages.

Directions - Continued

Wrapping up:

- Collect all the drawn chapter covers and hang on the wall next to each other into one big class mural. Students can reflect and connect to the main character Rika with their new class made mural of the book and their creative drawings of each chapters.



Additional Suggestions

- If you want to extend this activity further, you can have students do this for each chapter as they read the book. Or, just select a few after students have finished reading the book.
- If you want to create a mural that students can interact with, you could attach the paintings to the butcher paper by only the top, and allow the students to flip over the paper and see the painting. You may print out the name of each chapter to put on the backside of the paper so that students know what chapters they will be looking at.
- For a more interactive way to assign chapters to the students, you may consider using a spinner wheel to randomize the chapters.

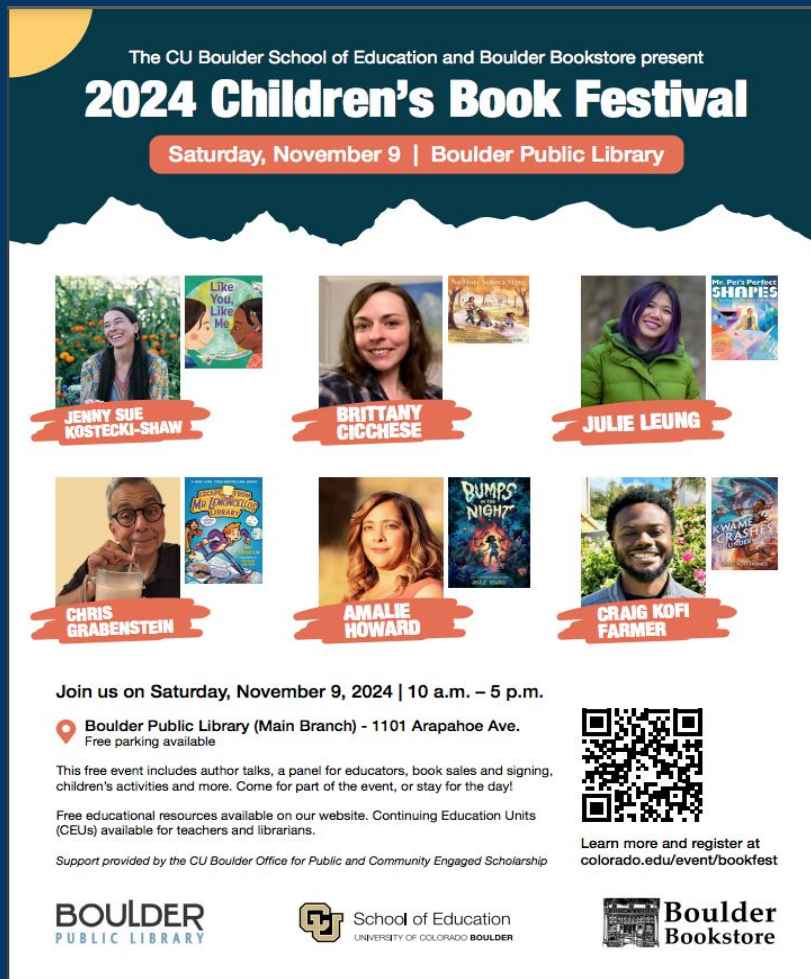
We also hope you can join us on Saturday, November 9 at the Boulder Public Library to meet Amalie Howard and hear more about “Bumps in the Night” in-person...along with other authors and illustrators! For more information, visit:

<https://www.colorado.edu/event/bookfest>”

The CU Boulder School of Education and Boulder Bookstore present

2024 Children's Book Festival

Saturday, November 9 | Boulder Public Library



JENNY SUE KOSTECKI-SHAW *Like You, Like Me*

BRITTANY CICHESE *Nothing's So Simple*


JULIE LEUNG *Mr. Pea's Perfect Shapes*

CHRIS GRABENSTEIN *Mr. Tumblestone's Quest*

AMALIE HOWARD *BUMPS IN THE NIGHT*

CRAIG KOFI FARMER *Mr. Pea's Perfect Shapes*


Join us on Saturday, November 9, 2024 | 10 a.m. – 5 p.m.

 **Boulder Public Library (Main Branch)** - 1101 Arapahoe Ave.
Free parking available

This free event includes author talks, a panel for educators, book sales and signing, children's activities and more. Come for part of the event, or stay for the day!


Free educational resources available on our website. Continuing Education Units (CEUs) available for teachers and librarians.


Support provided by the CU Boulder Office for Public and Community Engaged Scholarship



Learn more and register at colorado.edu/event/bookfest

BOULDER PUBLIC LIBRARY

 **School of Education**
UNIVERSITY OF COLORADO BOULDER

 **Boulder Bookstore**