


Pollinator Bingo




Use this bingo game to explore pollination. Hunt for pollinators, the flowers they pollinate, and the fruits that result from pollination. Clip the card to a piece of cardboard or a book with a paperclip or clothespin so it is easy to write on it.

If you'd like to take pictures of some of the things you find, you can send them to us at museumed@colorado.edu. If you need help identifying what something is, you can ask us. To see pictures of pollinators and learn more, visit the CU Museum pollinator page at: colorado.edu/cumuseum/pollinators



Museum of Natural History
UNIVERSITY OF COLORADO BOULDER

Pollinator Bingo




Use this bingo game to explore pollination. Hunt for pollinators, the flowers they pollinate, and the fruits that result from pollination. Clip the card to a piece of cardboard or a book with a paperclip or clothespin so it is easy to write on it.

If you'd like to take pictures of some of the things you find, you can send them to us at museumed@colorado.edu. If you need help identifying what something is, you can ask us. To see pictures of pollinators and learn more, visit the CU Museum pollinator page at: colorado.edu/cumuseum/pollinators



Museum of Natural History
UNIVERSITY OF COLORADO BOULDER

Pollinator Bingo



Use this bingo game to explore pollination. Hunt for pollinators, the flowers they pollinate, and the fruits that result from pollination. Clip the card to a piece of cardboard or a book with a paperclip or clothespin so it is easy to write on it.


If you'd like to take pictures of some of the things you find, you can send them to us at museumed@colorado.edu. If you need help identifying what something is, you can ask us. To see pictures of pollinators and learn more, visit the CU Museum pollinator page at: colorado.edu/cumuseum/pollinators



Museum of Natural History

UNIVERSITY OF COLORADO BOULDER

Pollinator Bingo



Use this bingo game to explore pollination. Hunt for pollinators, the flowers they pollinate, and the fruits that result from pollination. Clip the card to a piece of cardboard or a book with a paperclip or clothespin so it is easy to write on it.

If you'd like to take pictures of some of the things you find, you can send them to us at museumed@colorado.edu. If you need help identifying what something is, you can ask us. To see pictures of pollinators and learn more, visit the CU Museum pollinator page at: colorado.edu/cumuseum/pollinators



Museum of Natural History
UNIVERSITY OF COLORADO BOULDER