

# Faculty Fellows Final Project Report 22-23

Nicole Stob

Department of Integrative Physiology (IPHY)

Canvas Course Template Project

## Project Description

Canvas is the learning management system used at the University of Colorado Boulder and is often used to deliver course materials (lecture materials, assignments, exams, etc.). Canvas courses can range from basic to elaborate, with the latter requiring many hours of design time. In order to reduce the amount of time necessary to design a Canvas course for an IPHY course, a Canvas course template was designed for my Faculty Fellows project.

The IPHY Canvas Course Template will enhance the course experience for students as well as alleviate some of the burden of creating a Canvas course from scratch for IPHY faculty. In addition, students will experience consistency in their IPHY Canvas courses thereby promoting a sense of IPHY community. This sense of community will help students understand that the IPHY department is working together to provide a meaningful educational experience.

## Describe the challenge you addressed in your department with this project:

Within IPHY, the level of expertise in Canvas course design varies. As a result, the quality of the Canvas course pages vary as well. Students who take IPHY classes find that some Canvas course pages can be difficult to navigate and understand. These students also note that it is frustrating that every professor sets up their Canvas page differently, thereby forcing students to learn a different Canvas course layout for each of their IPHY classes. The Canvas course template provides IPHY faculty with a template to use when designing their courses and aims to provide consistency from course to course within IPHY.

## Describe desired result:

The Canvas course template should be an easy-to-use tool for all IPHY faculty and provide a base that can be edited and built upon for Canvas courses. All IPHY faculty will be sent an email during summer 2023 with information and details about the using template. It will be made available to all faculty through inviting them to the Canvas course template so it can be copied over to the individual faculty member's Canvas account; faculty are welcome to use the template beginning in fall 2023. IPHY faculty will not be required to use the template, however

they will be encouraged to do so and to make only minor changes to the template layout (the homepage will be unchanged). Despite the options for editing, it should provide a similar layout (experience) for IPHY students so they do not have to learn a different Canvas course layout for each of their classes.

Any IPHY faculty who are not familiar with Canvas will be recommended to consult with OIT for Canvas training (<https://oit.colorado.edu/services/teaching-learning-applications/canvas>). I will also be available for questions regarding the IPHY template. The Canvas course template will be maintained by myself (there is not a technology committee within IPHY) and I will periodically send out surveys to both IPHY faculty and students taking classes using the template to obtain feedback on what was liked and disliked in the template, using this data to make changes to the template.

### **Describe the project. What did you do?**

I developed a Canvas course template that IPHY faculty can adopt and tailor to their course needs. The template was designed with the help of the Learning Design Group course templates and aimed to consider existing IPHY courses and accessibility. As a result, IPHY faculty can easily adapt the templates to the courses they teach while providing students with consistency within the design of IPHY Canvas courses.

### **Describe the outcome. What worked, what didn't work, lessons learned:**

I had planned to create two separate Canvas course templates (beginner and advanced) templates but there was much more overlap than I anticipated between the two. As a result, I ended up creating only one template with different options (beginner and advanced) within it.

When I started designing the template, I was unsatisfied with what I had created. This happened many times over and delayed the project significantly. As a result, I contacted the Learning Design Group and used their Canvas course templates as a starting point.

As I was using the Learning Design Group's template I realized that I wanted to make my template more detailed and adapted some of the material that I use in my own Canvas courses to the template. This also changed the direction of the project in a way that I had not anticipated.

Overall I figured out that despite having a decent amount of experience with designing my own Canvas courses I had to think in a different way when completing this project. That is, I had to think from the perspective of a teaching faculty who had not worked with Canvas before. Ultimately, I had to adopt a similar approach as to when I am teaching "Introduction to Nutrition" to students with little or no knowledge about nutrition.

### **Reflect on your experience in the Faculty Fellows program and working on your project:**

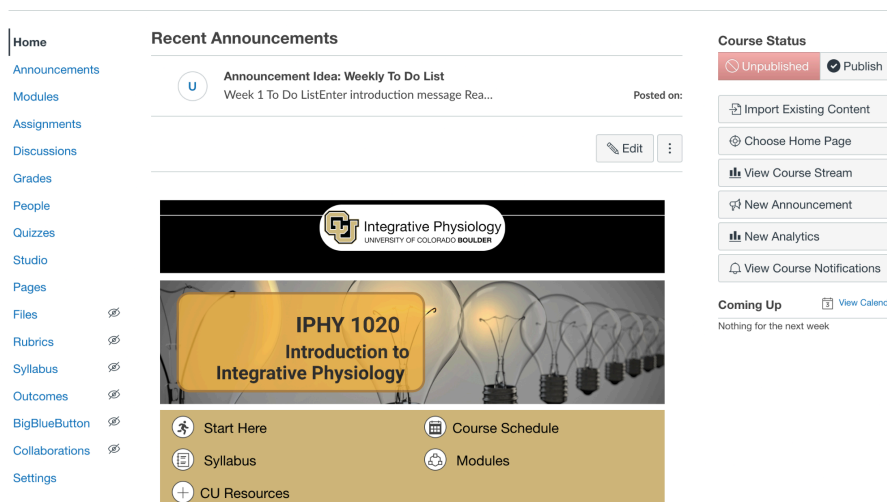
The experience was very beneficial as it forced me to take the time to look at many topics that are important in education. It was also nice to interact with other faculty members on

campus outside of IPHY and gain their perspective on my project along with being able to share my opinions on their projects.

Working on my project, in all honesty, brought much more frustration than I anticipated.

























**Include other artifacts and visuals (data, weblinks, pictures, student work/examples, write-ups, sharable templates). Student artifacts are particularly impactful:**

The completed Canvas course template has been shared with Amanda McAndrew but can be shared with others as well. Screenshots of some of the Canvas course template are below.















- Home
- Announcements
- Modules
- Assignments
- Discussions
- Grades
- People
- Quizzes
- Studio
- Pages**
- Files
- Rubrics
- Syllabus
- Outcomes
- BigBlueButton
- Collaborations
- Settings

 + Page

Page title ▲	Creation date ▼	Last edit ▼		
<input type="checkbox"/> # Do Not Publish - Accessibility Information for Instructors	Mar 3, 2023	May 1, 2023 By Nicole Stob		
<input type="checkbox"/> # Do Not Publish - Announcement Info and Template	Apr 3, 2023	May 1, 2023 By Nicole Stob		
<input type="checkbox"/> # Do Not Publish - Designing an Effective Canvas Course	May 8, 2023	May 8, 2023 By Nicole Stob		
<input type="checkbox"/> # Do Not Publish - Instructors Start Here	Feb 24, 2023	May 8, 2023 By Nicole Stob		
<input type="checkbox"/> # Do Not Publish - Pages Explanation	May 1, 2023	May 8, 2023 By Nicole Stob		
<input type="checkbox"/> # Do Not Publish - To Do List: After Course is Set Up	Feb 24, 2023	May 8, 2023 By Nicole Stob		
<input type="checkbox"/> <b>Course Home Page</b> <b>FRONT PAGE</b>	Feb 24, 2023	Apr 3, 2023 By Nicole Stob		
<input type="checkbox"/> Course Schedule	Mar 18, 2023	Apr 21, 2023 By Nicole Stob		
<input type="checkbox"/> Course Syllabus - No tabs	May 4, 2023	May 4, 2023 By Nicole Stob		
<input type="checkbox"/> Course Syllabus - Tabs	Feb 24, 2023	May 4, 2023 By Nicole Stob		
<input type="checkbox"/> Course Tour	Feb 24, 2023	Apr 21, 2023 By Nicole Stob		
<input type="checkbox"/> CU Resources	Feb 24, 2023	Apr 21, 2023 By Nicole Stob		

- Home
- Announcements
- Modules
- Assignments
- Discussions
- Grades
- People
- Quizzes
- Studio
- Pages**
- Files
- Rubrics
- Syllabus
- Outcomes
- BigBlueButton
- Collaborations
- Settings

Edit View Insert Format Tools Table


28.8px | Heading 2 | **B** *I* U A |  |  |  |  |  |  |  |  |  |  |  | 

IPHY XXXX  

## Module/Unit/Chapter 1: Title

**Editor Only Instructions:**

- This page is a **template** for organizing each section (module, unit, chapter, etc.) of your course. It is suggested that you copy this template page each time you will set up a new **module/unit/chapter (MUC)** page or you can copy this template once and then copy from your edited MUC page for new pages.
- If you would like to choose a different theme, this can be done with Design Tools.
  - Open Design Tools and click on Create/Edit Content
  - Click on Choose a Theme
  - Hover over the different themes to see a preview of how your page will look in the new theme. Note that not all themes work well with the layout of this page.
- All of the **blue text** should be modified for your course.
- You can **delete any of the sections** in this page that you will not use.
  - The larger headings and their contents (Objectives, Readings, etc.) can most easily be deleted by using Design Tools.
    - Open Design Tools and click on Create/Edit Content
    - Click on Add/Rearrange Content Blocks
    - Click the red X next to any block you would like to delete
- You can **edit any of the section titles** by clicking on the title and typing in a different title
- You can **edit any of the heading icons** in this page by using Design Tools
  - Open Design Tools and click on Create/Edit Content
  - Click on Add/Rearrange Content Blocks

div > div > h2 > span 19 | 1,794 words |  Key Action Items