

How to make an international wire transfer


Due to United States privacy laws ([FERPA](#)), parents, spouses and other must be authorized as payers by the student (domestic and international) in order to view and pay the tuition and fee bill. This means that your student must give you access to [CUBill&Pay](#) before you can complete this process.

Instructions for students: [How to authorize payers](#)

Questions? Contact us at bursar@colorado.edu or 303-492-5381.



Step 1: Students log in to [MyCUInfo](#). Authorized payers log in to [CUBill&Pay](#), select **View & Pay Accounts** and then proceed to [step 3](#).



The screenshot shows the myCUinfo login interface. At the top left is the University of Colorado Boulder logo and name. At the top right is the myCUinfo logo. Below the header is a navigation bar with three buttons: "Log In" (highlighted in yellow), "Features", and "Help". The main content area contains a login form with two input fields: "CU Login Name:" and "IdentiKey Password:". Below the password field is a "Log In" button. To the right of the form are two informational sections. The first section, titled "Check your schedule on your mobile device," includes a mobile phone icon and a link to "Login to MyCUInfo Mobile". The second section, titled "Need help logging in?", includes a lifebuoy icon and a link to "IdentiKey Help".

University of Colorado Boulder


myCUinfo


Log In Features Help

CU Login Name:

IdentiKey Password:

Log In

 **Check your schedule on your mobile device.**
[Login to MyCUInfo Mobile](#) to check your class schedule, get your list of required books and see your grades.

 **Need help logging in?**
IdentiKey Help
Go to [IdentiKey Accounts](#) for more information and help.
To reset or activate your IdentiKey, go to [CU-Boulder Identity Manager](#).

Step 2: Some students may need to select the **Student** tab. Then select **Billing Information** and click **View & Pay Accounts**.

The screenshot displays the student portal interface. At the top, the 'Student' tab is highlighted with a red circle. Below it, the 'Billing Information' tab is also highlighted with a red circle. In the left-hand menu, the 'View & Pay Accounts' option is circled in red. The main content area shows the following information:

- Main Campus Balance: \$0.00**
- Continuing Ed Balance: \$0.00**
- A note: *Check your bill or payment plan for specific details. If you complete transactions that impact the balance such as payment, health insurance selection, drop/add, etc., then the balance will update in 24 hours.*
- Spring 2018 payment plans are available now.**
- Spring 2018 bills will be available by January 11.**
- Payment is due February 5.**

On the right side, there is a 'HAVE A QUESTION?' section with contact information for the Main Campus Bursar's Office and the Continuing Ed Bursar's Office.

Other Billing Services

- College Opportunity Fund for In-State Undergraduates
- CU Money Sense: Student Financial Wellness Program
- 1098T Form: View and Print Your Tax Form
- Confirmation Deposit For Returning Students
- Authorize Aid to Pay Other Charges

Step 3: **View & Pay Accounts** shows general account information for Main Campus and Continuing Education. Select the down arrow next to CU Boulder Tuition and Fees.

View & Pay Accounts example

▼ CU Boulder Tuition and Fees

▼ CU Boulder Continuing Education
Tuition and Fees



Step 4: Here you can see the current balance and other information. See below for definitions. Click **Make Payment**.

CU Boulder Tuition and Fees example

Make Payment

Account Detail

1 Current Balance: **\$27,988**

Bill Information [View Latest Bill](#) | [Download PDF](#)

2 Bill Date: **August 08, 2017**

3 Bill Due Date: **September 05, 2017**

4 Bill Amount Due: **\$27,988**

View CU Boulder Tuition and Fees Details


- 1 Current Balance:** This is the unpaid amount due on the student account including recent account activity (e.g. changes due to adding or dropping a class, waiving health insurance, financial aid disbursement). If the **Current Balance** is 0.00, then your balance is paid. Your **Current Balance** may increase at any time if you add a class or make other adjustments.
- 2 Bill Date:** This is the date the billing statement (PDF) was issued. This date will not change until another statement is created (occurs on a monthly basis if there is activity on the account).
- 3 Bill Due date:** Date payment is due to avoid late and finance charges. If paying online, payment is due by 11:59 p.m. Mountain Time (MT) on the due date. Otherwise payment must be received by close of business on the due date, or the business day before if the due date falls on a weekend or holiday. Postmarks are not honored.
- 4 Bill Amount Due:** This is the amount due at the time the current statement (PDF) was issued. This amount changes only when a new statement is **Balance** and will appear in **View Details**.

Step 5: Enter the payment amount. You cannot pay more than your current balance. Select **International Student Payment** and click **Continue**. This payment will be a wire transfer.

Enter Payment Amount example

Please enter the amount you want to pay and click **Continue**.

- We encourage payment from a checking or savings account in order to avoid a nonrefundable 2.75 percent service fee (charged by NelNet Business Solutions) for each credit/debit card payment.
- You cannot pay more than your current balance.
- Other fees may apply when transferring money internationally.



Payment Amount

Account: CU Boulder Tuition and Fees
Due Date: 08/31/2017

Statement Balance: \$27,988
Current Balance: \$27,988

Payment Amount:

Total Amount:

Payment Method:

Card transactions for University of Colorado System are processed by Nelnet Campus Commerce, USA.

Step 6: Click **Make Payment**. This will transfer you to Flywire where you will complete this process.

International Student Payment example

We offer international students Flywire (formerly peerTransfer) to make payments while saving on bank fees and currency exchange rates.

International Payment Transfer Benefits:

- Ensure fast, secure delivery of payment for Tuition & Fees
- Pay in your local or other desired currency
- Easily track your international payment

Actual User Id: 000000002

Actual User Name: Student Name

Primary User Id: 000000002

Primary User Name: Student Name

Order Amount: \$27,988.00

Total Amount: \$27,988.00


Payment Vendor: Flywire

Note: When you click **Make Payment**, you will go to the Flywire website to initiate your payment.

Step 7: Select the country you are paying from and create a new Flywire account by entering your information in the fields. Then click **Continue with payment** at the bottom of the page.

flywire English ▾ Receive payments ▾ How to pay Help Login

example

 University of Colorado Boulder

University of Colorado Boulder
Bursar's Office
43 UCB
Boulder, CO, 80309-0043, US
<http://bursar.colorado.edu>

Payment

WE WILL BEAT YOUR BANK'S PRICE
GUARANTEED
Tell me more

* In United States Dollars, the amount you want University of Colorado Boulder to receive

\$27,988.00


⋮ What country are you paying from?

--

Why pay through Flywire?

- Eliminate hidden bank fees – ensure your institution receives the correct amount.
- Save on exchange rates – in most cases you can make a payment in your home currency. Flywire will process the currency exchange – offering you wholesale exchange rates, unmatched by traditional banks.
- Peace of mind – 24 hours multilingual customer support when you need it most. Know where your payment is in the bank transfer process.

Flywire Account

Create a new account 

Sign into an existing account

* First / Given Name

Create a new account to...

- Send payments to University of Colorado Boulder
- Track your funds as they are delivered
- Get immediate assistance if you have any questions

Step 8: Review the information and **check the box at the bottom**. Then click **Continue with payment**.

flywire English ▾ Your payments Help

Confirm Your Payment Information

Please take a second to review your information

Payment

You will pay **27,988.00** from **China and University of Colorado Boulder** will receive **27,988.00 USD**.

Contact Information

The person filling out this form is **Student**

Payment Information


I will initiate my payment of **27,988.00** no later than **Aug 24**. ?

CONTINUE WITH PAYMENT or [Edit payment information](#)

Step 9: Enter your phone number if you would like to receive payment alerts.

Want to receive SMS/text updates on your payment?

Enter your mobile number to get alerts when we receive and deliver your payment.
Message and Data Rates May Apply

 +1 201-555-5555 or no, thank you.

example

Step 10: Follow steps 1-3 on the confirmation page and download the payment instructions to complete your payment.

Payment Pending example

Pay before August 24, 2017

Payment ID	Payment to Send	Created on	
UCB000111000	27,988.00 CNY	August 22, 2017	View all details

Great! You are now ready to transfer the funds to University of Colorado Boulder

1 Use this information to make your bank transfer

Remittance Information/Reference	UCB000111000- University of Colorado Boulder
Beneficiary Bank	
Beneficiary Account Number	
Beneficiary	
Contact Telephone Number	
Contact Email Address	
Status	Please allow up to 72 hours for Flywire to update the progress of your payment on your dashboard. You will receive an email when that happens.
Notes:	Important info: Make sure to include your Transaction ID (UCB 00011100) into the "Remittance Information/Reference" of the bank form. (Remittance Information/Reference) (UCB 00011100)

Download your payment instructions.

DOWNLOAD