

SURVEY RESULTS AT A GLANCE




Survey Results Summary

Report Title: **A&S 2020 Staff Summary**

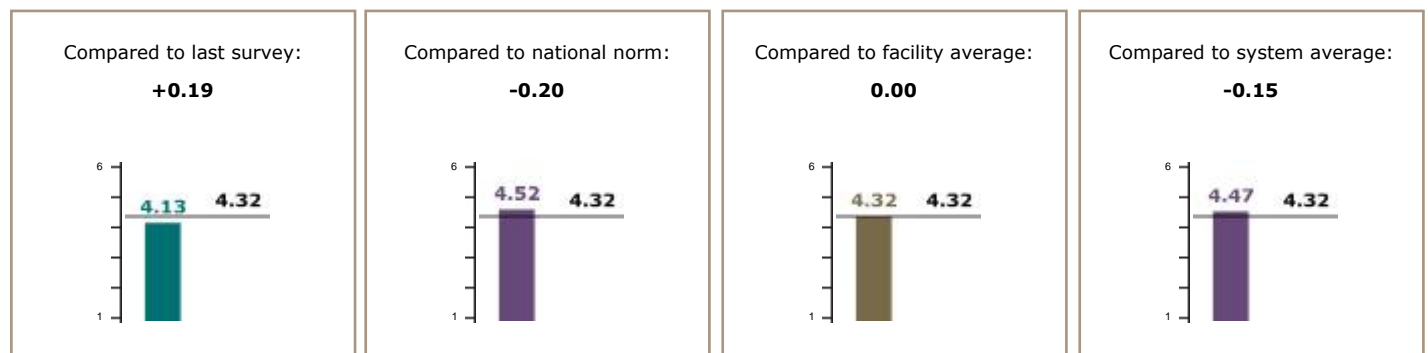
Date of Survey: March, 2020

OVERVIEW













































Respondents: 268

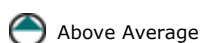
<p>Overall Score: 4.32</p> <p>max: 6.00</p>	<p>Strengths  These areas are your biggest strengths</p> <ul style="list-style-type: none"> My daily work is aligned with the mission of CU Boulder. My supervisor recognizes my accomplishments. My ideas and suggestions are seriously considered. People on my team communicate well with each other. I have opportunities to participate in decisions that affect my work. 	<p>Needs Attention  These areas need improvement the most</p> <ul style="list-style-type: none"> The executive leadership does a good job prioritizing initiatives across the university. Employees at CU Boulder are encouraged to take risks and try new approaches. The orientation process used by my work area prepares new staff to be successful. I understand how the success of my work area is measured. I understand the vision and strategic imperatives of CU Boulder.
<p>National Percentile Rank</p>  <p>39th</p> <p>max: 100</p>		

COMPARISONS IN OVERALL SCORE

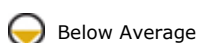


COMPARISONS IN ENGAGEMENT AREAS In relation to other Averages

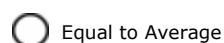
	National Average	Facility Average	System Average	Previous Survey
Affinity	 -0.77	 0.00	 -0.08	 +0.09
Career Growth	 -0.11	 0.00	 -0.15	 +0.25
Compliance	 -0.04	 0.00	 -0.24	 +0.07
Department Head	 -0.35	 0.00	 -0.23	 +0.44
Engagement	 -0.18	 0.00	 -0.09	 +0.16
Executive Leadership	 -0.54	 0.00	 -0.49	 +0.15
Innovation	 -0.52	 0.00	 -0.23	 +0.29
Pay & Benefits	 -0.73	 0.00	 -0.27	 +0.02
Quality	 -0.09	 0.00	 -0.18	 +0.23
Supervisor/Chair	 +0.15	 0.00	 -0.04	 +0.14
Teamwork	 -0.14	 0.00	 -0.05	 +0.25



Above Average



Below Average



Equal to Average