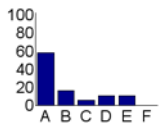
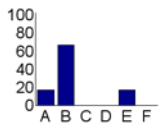
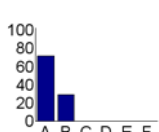
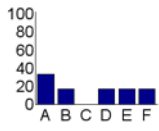
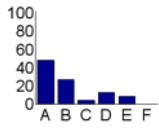


CU-Boulder Seniors' Future Plans Survey, Results by PBA Department*, Spring 2009

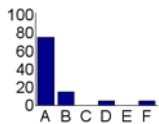
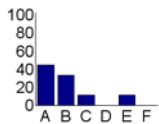
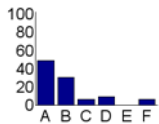
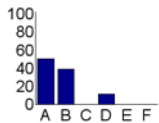
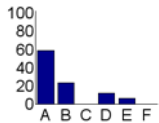
Most likely principal activity upon graduation		Employed, full- or part-time (A)	Grad/prof school, full- or part-time (B)	Military, volunteer, starting family, addtn'l coursework (C)	Travel (D)	Internship/ student teaching (E)	Other (F)	N responding	
A&S Arts & Humanities	Art & Art History 	58%	16%	5%	11%	11%		19	
	Classics 	17%	67%				17%		6
	Comparative Lit & Humanities 	71%	29%						7
	Asian Langs/Civs 	33%	17%		17%	17%	17%		12
	English 	48%	27%	4%	13%	8%			48

Response categories for this item have been combined (e.g., full- and part-time employment are one category).

*Leeds School of Business seniors have been subdivided into five departments based on major: Accounting, Finance, Management, Marketing, and Systems.

L:\IR\survey\SnrsFuturePlans\SA\09\Graphs\dept_collapse_output.rtf, via SnrsPlans_Analysis.sas

CU-Boulder Seniors' Future Plans Survey, Results by PBA Department*, Spring 2009

Most likely principal activity upon graduation	Employed, full- or part-time (A)	Grad/prof school, full- or part-time (B)	Military, volunteer, starting family, addtn'l coursework (C)	Travel (D)	Internship/ student teaching (E)	Other (F)	N responding
<p>Film Studies</p> 	75%	15%		5%		5%	20
<p>French & Italian</p> 	44%	33%	11%		11%		9
<p>History</p> 	48%	30%	6%	9%		6%	33
<p>Philosophy</p> 	50%	39%		11%			18
<p>Spanish & Portuguese</p> 	59%	24%		12%	6%		17

Response categories for this item have been combined (e.g., full- and part-time employment are one category).

*Leeds School of Business seniors have been subdivided into five departments based on major: Accounting, Finance, Management, Marketing, and Systems.

L:\IR\survey\SnrsFuturePlans\SA\09\Graphs\dept_collapse_output.rtf, via SnrsPlans_Analysis.sas

CU-Boulder Seniors' Future Plans Survey, Results by PBA Department*, Spring 2009

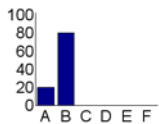
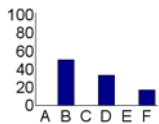
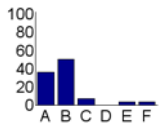
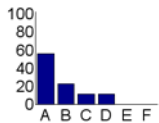
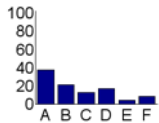
Most likely principal activity upon graduation		Employed, full- or part-time (A)	Grad/prof school, full- or part-time (B)	Military, volunteer, starting family, addtn'l coursework (C)	Travel (D)	Internship/ student teaching (E)	Other (F)	N responding														
<p>Theatre & Dance</p> <table border="1"> <caption>Data for Theatre & Dance Bar Chart</caption> <thead> <tr> <th>Category</th> <th>Percentage</th> </tr> </thead> <tbody> <tr> <td>A</td> <td>50%</td> </tr> <tr> <td>B</td> <td>17%</td> </tr> <tr> <td>C</td> <td>0%</td> </tr> <tr> <td>D</td> <td>17%</td> </tr> <tr> <td>E</td> <td>17%</td> </tr> <tr> <td>F</td> <td>0%</td> </tr> </tbody> </table>		Category	Percentage	A	50%	B	17%	C	0%	D	17%	E	17%	F	0%	50%	17%		17%		17%	12
Category	Percentage																					
A	50%																					
B	17%																					
C	0%																					
D	17%																					
E	17%																					
F	0%																					

Response categories for this item have been combined (e.g., full- and part-time employment are one category).

*Leeds School of Business seniors have been subdivided into five departments based on major: Accounting, Finance, Management, Marketing, and Systems.

L:\IR\survey\SnrFuturePlans\SA\09\Graphs\dept_collapse_output.rtf, via SnrsPlans_Analysis.sas

CU-Boulder Seniors' Future Plans Survey, Results by PBA Department*, Spring 2009

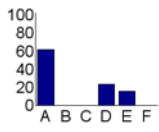
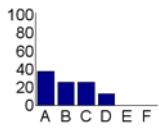
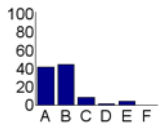
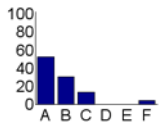
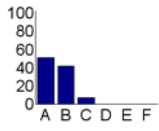
Most likely principal activity upon graduation		Employed, full- or part-time (A)	Grad/prof school, full- or part-time (B)	Military, volunteer, starting family, addtn'l coursework (C)	Travel (D)	Internship/ student teaching (E)	Other (F)	N responding
A&S Nat Science	Applied Math 	20%	80%					5
	Astrophys/Planetary Sci APS 		50%		33%		17%	6
	Chemistry & Biochemistry 	36%	50%	7%		4%	4%	28
	Biology-Ecology, Evolutionary 	56%	22%	11%	11%			18
	Environmental Studies 	38%	21%	13%	17%	4%	8%	24

Response categories for this item have been combined (e.g., full- and part-time employment are one category).

*Leeds School of Business seniors have been subdivided into five departments based on major: Accounting, Finance, Management, Marketing, and Systems.

L:\IR\survey\SnrsFuturePlans\SA\09\Graphs\dept_collapse_output.rtf, via SnrsPlans_Analysis.sas

CU-Boulder Seniors' Future Plans Survey, Results by PBA Department*, Spring 2009

Most likely principal activity upon graduation		Employed, full- or part-time (A)	Grad/prof school, full- or part-time (B)	Military, volunteer, starting family, addtn'l coursework (C)	Travel (D)	Internship/ student teaching (E)	Other (F)	N responding
Geography 		62%			23%	15%		13
Geological Sciences 		38%	25%	25%	13%			8
Integrative Physiology 		42%	45%	8%	1%	4%		74
Mathematics 		52%	30%	13%			4%	23
Biology-MCD 		51%	42%	7%				43

Response categories for this item have been combined (e.g., full- and part-time employment are one category).

*Leeds School of Business seniors have been subdivided into five departments based on major: Accounting, Finance, Management, Marketing, and Systems.

L:\IR\survey\SnrsFuturePlans\SA\09\Graphs\dept_collapse_output.rtf, via SnrsPlans_Analysis.sas

CU-Boulder Seniors' Future Plans Survey, Results by PBA Department*, Spring 2009

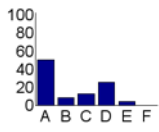
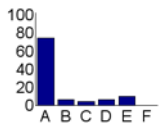
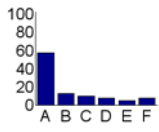
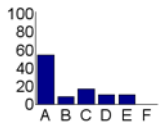
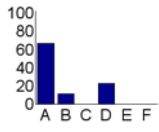
Most likely principal activity upon graduation		Employed, full- or part-time (A)	Grad/prof school, full- or part-time (B)	Military, volunteer, starting family, addtn'l coursework (C)	Travel (D)	Internship/ student teaching (E)	Other (F)	N responding
<p>Physics</p> <p>A bar chart for Physics showing the distribution of future plans. The y-axis represents percentage from 0 to 100. The x-axis lists categories A through F. Category A is the highest at 50%, followed by B at 25%, and C, D, and F each at 8%.</p>		50%	25%	8%	8%		8%	12
<p>Psychology & Neuroscience</p> <p>A bar chart for Psychology & Neuroscience showing the distribution of future plans. The y-axis represents percentage from 0 to 100. The x-axis lists categories A through F. Category A is the highest at 55%, followed by B at 30%, C at 7%, E at 4%, D at 2%, and F at 2%.</p>		55%	30%	7%	2%	4%	2%	114

Response categories for this item have been combined (e.g., full- and part-time employment are one category).

*Leeds School of Business seniors have been subdivided into five departments based on major: Accounting, Finance, Management, Marketing, and Systems.

L:\IR\survey\SnrFuturePlans\SA\09\Graphs\dept_collapse_output.rtf, via SnrsPlans_Analysis.sas

CU-Boulder Seniors' Future Plans Survey, Results by PBA Department*, Spring 2009

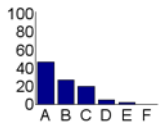
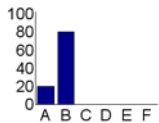
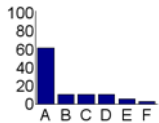
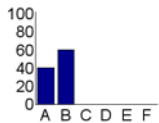
Most likely principal activity upon graduation		Employed, full- or part-time (A)	Grad/prof school, full- or part-time (B)	Military, volunteer, starting family, addtn'l coursework (C)	Travel (D)	Internship/ student teaching (E)	Other (F)	N responding
A&S Soc Science	Anthropology 	50%	8%	13%	25%	4%		24
	Communication 	75%	6%	4%	6%	10%		51
	Economics 	58%	13%	10%	8%	5%	8%	40
	International Affairs 	54%	8%	17%	10%	10%		48
	Linguistics 	67%	11%		22%			9

Response categories for this item have been combined (e.g., full- and part-time employment are one category).

*Leeds School of Business seniors have been subdivided into five departments based on major: Accounting, Finance, Management, Marketing, and Systems.

L:\IR\survey\SnrsFuturePlans\SA\09\Graphs\dept_collapse_output.rtf, via SnrsPlans_Analysis.sas

CU-Boulder Seniors' Future Plans Survey, Results by PBA Department*, Spring 2009

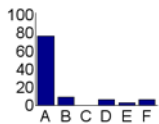
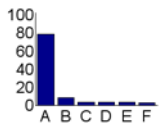
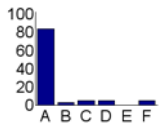
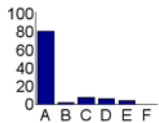
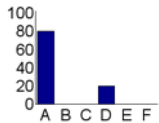
Most likely principal activity upon graduation		Employed, full- or part-time (A)	Grad/prof school, full- or part-time (B)	Military, volunteer, starting family, addtn'l coursework (C)	Travel (D)	Internship/ student teaching (E)	Other (F)	N responding
Political Science 		47%	27%	20%	4%	2%		45
Speech, Language, Hearing Sci 		20%	80%					10
Sociology 		62%	10%	10%	10%	5%	3%	39
Women and Gender Studies 		40%	60%					5

Response categories for this item have been combined (e.g., full- and part-time employment are one category).

*Leeds School of Business seniors have been subdivided into five departments based on major: Accounting, Finance, Management, Marketing, and Systems.

L:\IR\survey\SnrFuturePlans\SA\09\Graphs\dept_collapse_output.rtf, via SnrsPlans_Analysis.sas

CU-Boulder Seniors' Future Plans Survey, Results by PBA Department*, Spring 2009

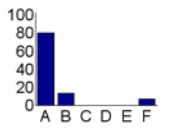
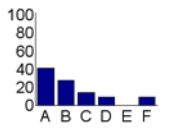
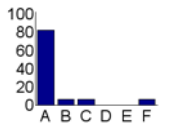
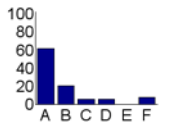
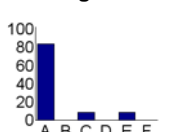
Most likely principal activity upon graduation		Employed, full- or part-time (A)	Grad/prof school, full- or part-time (B)	Military, volunteer, starting family, addtn'l coursework (C)	Travel (D)	Internship/ student teaching (E)	Other (F)	N responding
Business	Accounting 	76%	9%		6%	3%	6%	34
	Finance 	78%	8%	4%	4%	4%	2%	83
	Management 	83%	2%	5%	5%		5%	42
	Marketing 	80%	2%	8%	6%	4%		51
	Systems 	80%			20%			5

Response categories for this item have been combined (e.g., full- and part-time employment are one category).

*Leeds School of Business seniors have been subdivided into five departments based on major: Accounting, Finance, Management, Marketing, and Systems.

L:\IR\survey\SnrsFuturePlans\SA\09\Graphs\dept_collapse_output.rtf, via SnrsPlans_Analysis.sas

CU-Boulder Seniors' Future Plans Survey, Results by PBA Department*, Spring 2009

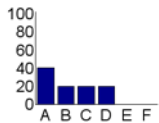
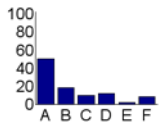
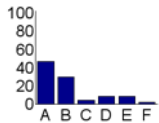
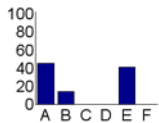
Most likely principal activity upon graduation		Employed, full- or part-time (A)	Grad/prof school, full- or part-time (B)	Military, volunteer, starting family, addtn'l coursework (C)	Travel (D)	Internship/ student teaching (E)	Other (F)	N responding
Engineering	Aerospace Engineering 	80%	13%				7%	15
	Chemical/Bio Engineering 	41%	27%	14%	9%		9%	22
	Computer Science 	82%	6%	6%			6%	17
	Civil, Envirn, & Arch Engin 	62%	21%	5%	5%		8%	39
	Electr, Comptr & Energy Engin 	83%		8%			8%	12

Response categories for this item have been combined (e.g., full- and part-time employment are one category).

*Leeds School of Business seniors have been subdivided into five departments based on major: Accounting, Finance, Management, Marketing, and Systems.

L:\IR\survey\SnrsFuturePlans\VSA\09\Graphs\dept_collapse_output.rtf, via SnrsPlans_Analysis.sas

CU-Boulder Seniors' Future Plans Survey, Results by PBA Department*, Spring 2009

Most likely principal activity upon graduation		Employed, full- or part-time (A)	Grad/prof school, full- or part-time (B)	Military, volunteer, starting family, addtn'l coursework (C)	Travel (D)	Internship/ student teaching (E)	Other (F)	N responding
	Environmental Engineering Pgm 	40%	20%	20%	20%			5
	Mechanical Engineering 	50%	18%	10%	12%	2%	8%	50
Arch & Planning	College Architecture/Planning 	47%	30%	4%	9%	9%	2%	47
Education	School of Education 	45%	14%			41%		22

Response categories for this item have been combined (e.g., full- and part-time employment are one category).

*Leeds School of Business seniors have been subdivided into five departments based on major: Accounting, Finance, Management, Marketing, and Systems.

L:\IR\survey\SnrFuturePlans\SA\09\Graphs\dept_collapse_output.rtf, via SnrsPlans_Analysis.sas

CU-Boulder Seniors' Future Plans Survey, Results by PBA Department*, Spring 2009

Most likely principal activity upon graduation		Employed, full- or part-time (A)	Grad/prof school, full- or part-time (B)	Military, volunteer, starting family, addtn'l coursework (C)	Travel (D)	Internship/ student teaching (E)	Other (F)	N responding														
Journalism	<p>School of Journalism</p> <table border="1"> <caption>School of Journalism Data</caption> <thead> <tr> <th>Category</th> <th>Percentage</th> </tr> </thead> <tbody> <tr> <td>A</td> <td>64%</td> </tr> <tr> <td>B</td> <td>8%</td> </tr> <tr> <td>C</td> <td>0%</td> </tr> <tr> <td>D</td> <td>2%</td> </tr> <tr> <td>E</td> <td>20%</td> </tr> <tr> <td>F</td> <td>5%</td> </tr> </tbody> </table>	Category	Percentage	A	64%	B	8%	C	0%	D	2%	E	20%	F	5%	64%	8%		2%	20%	5%	59
Category	Percentage																					
A	64%																					
B	8%																					
C	0%																					
D	2%																					
E	20%																					
F	5%																					
Music	<p>College of Music</p> <table border="1"> <caption>College of Music Data</caption> <thead> <tr> <th>Category</th> <th>Percentage</th> </tr> </thead> <tbody> <tr> <td>A</td> <td>33%</td> </tr> <tr> <td>B</td> <td>33%</td> </tr> <tr> <td>C</td> <td>8%</td> </tr> <tr> <td>D</td> <td>8%</td> </tr> <tr> <td>E</td> <td>0%</td> </tr> <tr> <td>F</td> <td>17%</td> </tr> </tbody> </table>	Category	Percentage	A	33%	B	33%	C	8%	D	8%	E	0%	F	17%	33%	33%	8%	8%		17%	12
Category	Percentage																					
A	33%																					
B	33%																					
C	8%																					
D	8%																					
E	0%																					
F	17%																					

Response categories for this item have been combined (e.g., full- and part-time employment are one category).

*Leeds School of Business seniors have been subdivided into five departments based on major: Accounting, Finance, Management, Marketing, and Systems.

L:\IR\survey\SnrsFuturePlans\SA\09\Graphs\dept_collapse_output.rtf, via SnrsPlans_Analysis.sas