


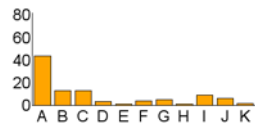



**CU-Boulder Seniors' Future Plans Survey, Results by School/College and A & S Division, Spring 2009**

Most likely principal activity upon graduation	Employed, full-time (A)	Employed, part-time (B)	Grad/prof school, full-time (C)	Grad/prof school, part-time (D)	Additional undergrad crsewrk (E)	Military service (F)	Volunteer activity (G)	Starting/raising family (H)	Travel (I)	Internship/student teaching (J)	Other (K)	N responding
<b>Architecture and Planning</b> 	30%	17%	21%	9%			4%		9%	9%	2%	47
<b>A &amp; S Arts &amp; Humanities</b> 	34%	17%	20%	6%	<1%		2%	<1%	10%	5%	3%	201
<b>A &amp; S Natural Science</b> 	34%	13%	31%	4%	3%	1%	3%	1%	4%	3%	2%	368
<b>A &amp; S Social Science</b> 	44%	13%	13%	3%	1%	4%	5%	1%	9%	6%	1%	271
<b>Business</b> 	67%	13%	5%	<1%	<1%	2%	1%		5%	3%	3%	215

**CU-Boulder Seniors' Future Plans Survey, Results by School/College and A & S Division, Spring 2009**

Most likely principal activity upon graduation	Employed, full-time (A)	Employed, part-time (B)	Grad/prof school, full-time (C)	Grad/prof school, part-time (D)	Additional undergrad crsewrk (E)	Military service (F)	Volunteer activity (G)	Starting/raising family (H)	Travel (I)	Internship/student teaching (J)	Other (K)	N responding
<b>Education</b> 	41%	5%	14%							41%		22
<b>Engineering</b> 	52%	8%	16%	1%	1%	4%	4%		7%	1%	7%	160
<b>Journalism</b> 	44%	20%	8%						2%	20%	5%	59
<b>Music</b> 	17%	17%	25%	8%			8%		8%		17%	12