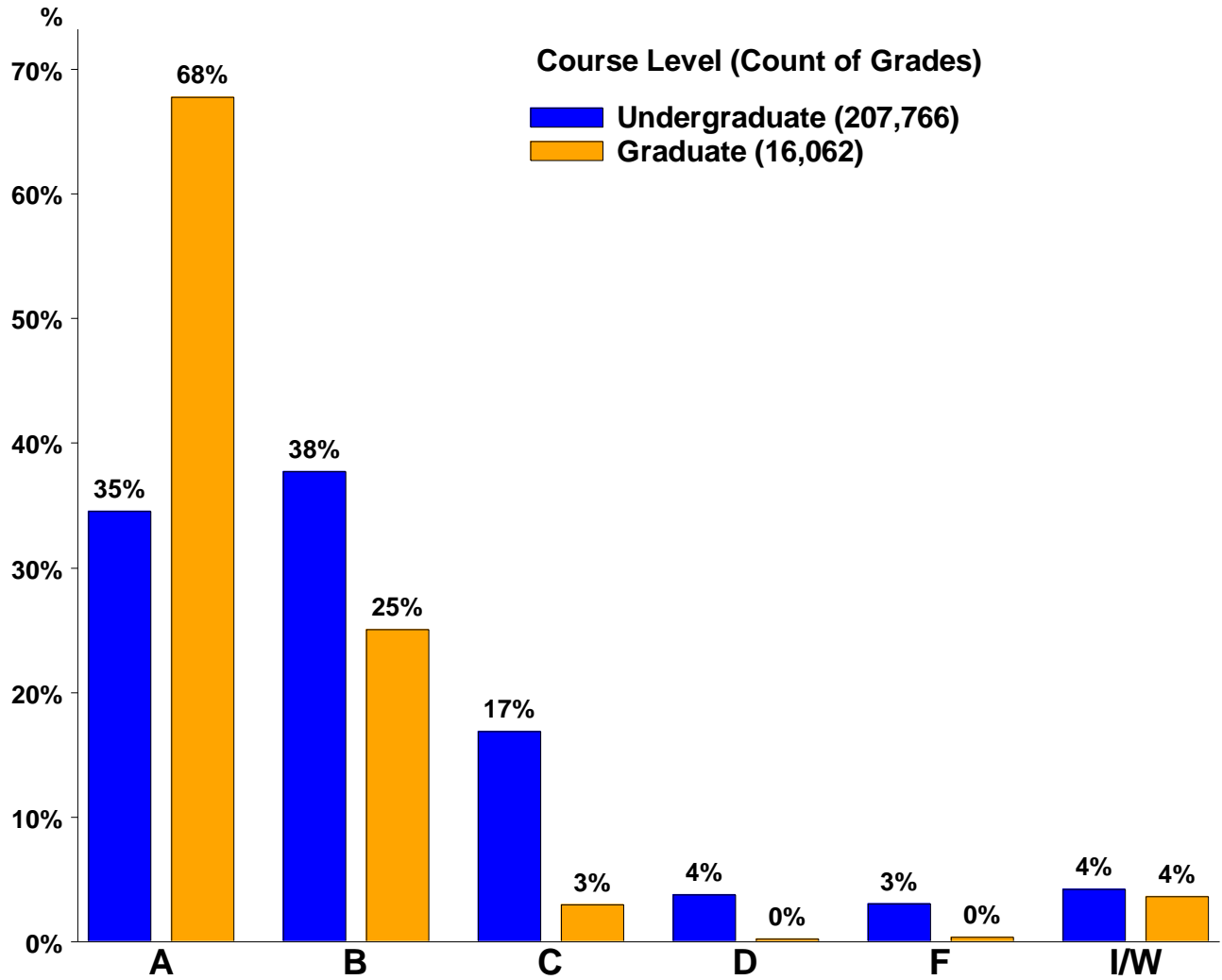


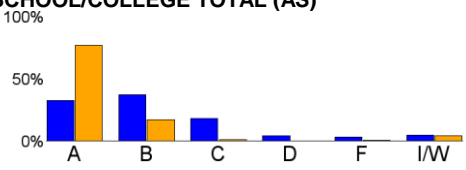
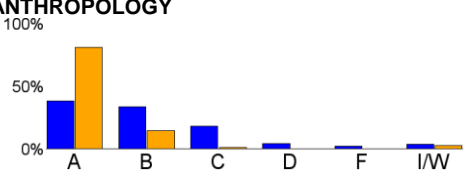
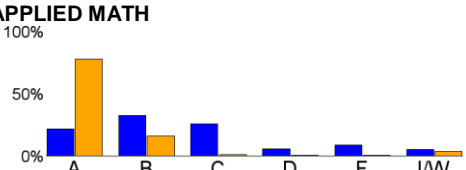

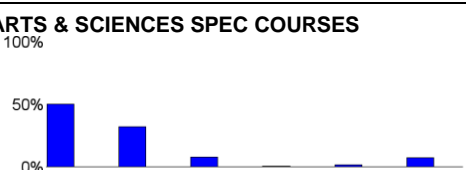

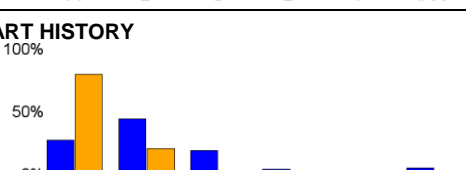
**Grade Distributions by Course Subject for Academic Year 2007 - 2008  
University of Colorado at Boulder  
Campus Summary**



State funded (D1/B1/C1) courses and enrollments with normal grading scheme only - no pass/fail or non-graded enrollments. Includes Fall and Spring terms. As of official "end of term" snapshot date. I/W = Incomplete and Withdrawn grades. For clarity, shows only subjects and levels with at least 10 enrollments. However, ALL are included in college/campus totals. Excludes courses with individualized instruction: theses, independent research, internships, practica, private lessons, etc. Excludes enrollments at other institutions (Metro, CCD, Study Abroad). For UCD, includes Downtown Campus courses only. UCD OIRPA Reference: Project 20080416, Report.sas, 10/24/2008

**Grade Distributions by Course Subject for Academic Year 2007 - 2008**  
**University of Colorado at Boulder**  
**School/College and Course Subject Summary**

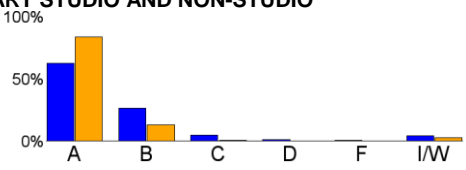
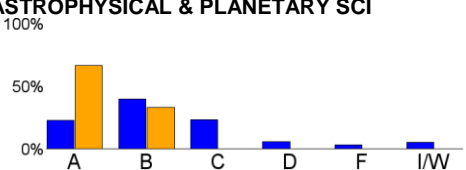
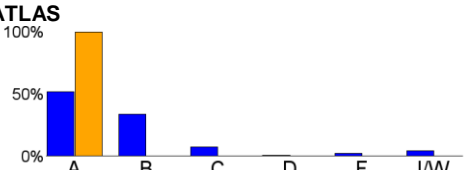
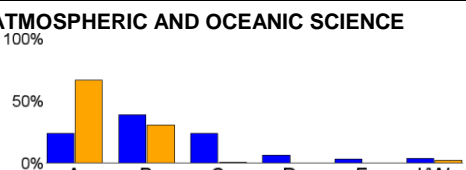
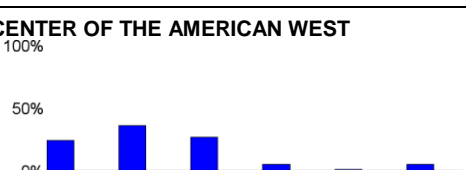
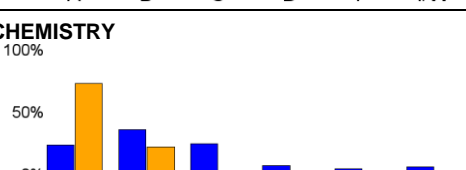

**COLLEGE OF ARTS & SCIENCES**

Course Subject and Course Level	Count	Average Grade	Percent Receiving...						
			A	B	C	D	F	I/W	
<b>SCHOOL/COLLEGE TOTAL (AS)</b> 	<b>UG</b>	158,700	2.94	33%	37%	18%	4%	3%	5%
	<b>GRAD</b>	6,463	3.74	77%	17%	1%	0%	1%	4%
<b>ANTHROPOLOGY</b> 	<b>UG</b>	4,722	3.04	38%	34%	18%	4%	2%	4%
	<b>GRAD</b>	183	3.80	81%	15%	1%	0%	0%	3%
<b>APPLIED MATH</b> 	<b>UG</b>	3,453	2.54	22%	32%	26%	6%	9%	5%
	<b>GRAD</b>	290	3.75	78%	16%	1%	0%	1%	3%
<b>ARABIC LANGUAGES</b> 	<b>UG</b>	203	3.63	71%	18%	5%	0%	1%	4%
<b>ARTS &amp; SCIENCES SPEC COURSES</b> 	<b>UG</b>	1,300	3.36	50%	32%	8%	1%	1%	7%
<b>ART FILM STUDIES</b> 	<b>GRAD</b>	26	3.95	92%	4%	0%	0%	0%	4%
<b>ART HISTORY</b> 	<b>UG</b>	1,863	2.92	27%	44%	19%	4%	2%	5%
	<b>GRAD</b>	59	3.74	80%	20%	0%	0%	0%	0%

State funded (D1/B1/C1) courses and enrollments with normal grading scheme only - no pass/fail or non-graded enrollments. Includes Fall and Spring terms. As of official "end of term" snapshot date. I/W = Incomplete and Withdrawn grades. For clarity, shows only subjects and levels with at least 10 enrollments. However, ALL are included in college/campus totals. Excludes courses with individualized instruction: theses, independent research, internships, practica, private lessons, etc. Excludes enrollments at other institutions (Metro, CCD, Study Abroad). For UCD, includes Downtown Campus courses only. UCD OIRPA Reference: Project 20080416, Report.sas, 10/24/2008

**Grade Distributions by Course Subject for Academic Year 2007 - 2008**  
**University of Colorado at Boulder**  
**School/College and Course Subject Summary**

**COLLEGE OF ARTS & SCIENCES**

Course Subject and Course Level	Count	Average Grade	Percent Receiving...						
			A	B	C	D	F	I/W	
<b>ART STUDIO AND NON-STUDIO</b> 	UG	1,947	3.53	62%	27%	5%	1%	1%	4%
	GRAD	149	3.82	84%	13%	1%	0%	0%	3%
<b>ASTROPHYSICAL &amp; PLANETARY SCI</b> 	UG	2,990	2.75	23%	40%	23%	6%	3%	5%
	GRAD	135	3.62	67%	33%	0%	0%	0%	0%
<b>ATLAS</b> 	UG	364	3.33	52%	34%	7%	1%	2%	4%
	GRAD	16	4.00	100%	0%	0%	0%	0%	0%
<b>ATMOSPHERIC AND OCEANIC SCIENCE</b> 	UG	3,033	2.74	24%	39%	24%	6%	3%	4%
	GRAD	174	3.63	67%	30%	1%	0%	0%	2%
<b>CENTER OF THE AMERICAN WEST</b> 	UG	220	2.80	25%	36%	27%	5%	1%	5%
<b>CHEMISTRY</b> 	UG	6,831	2.70	23%	36%	24%	7%	4%	6%
	GRAD	485	3.68	73%	22%	2%	1%	1%	2%
<b>CHINESE</b> 	UG	666	3.34	52%	29%	9%	3%	2%	5%
	GRAD	56	3.93	100%	0%	0%	0%	0%	0%

State funded (D1/B1/C1) courses and enrollments with normal grading scheme only - no pass/fail or non-graded enrollments. Includes Fall and Spring terms. As of official "end of term" snapshot date. I/W = Incomplete and Withdrawn grades. For clarity, shows only subjects and levels with at least 10 enrollments. However, ALL are included in college/campus totals. Excludes courses with individualized instruction: theses, independent research, internships, practica, private lessons, etc. Excludes enrollments at other institutions (Metro, CCD, Study Abroad). For UCD, includes Downtown Campus courses only. UCD OIRPA Reference: Project 20080416, Report.sas, 10/24/2008

**Grade Distributions by Course Subject for Academic Year 2007 - 2008**  
**University of Colorado at Boulder**  
**School/College and Course Subject Summary**

**COLLEGE OF ARTS & SCIENCES**

Course Subject and Course Level	Count	Average Grade	Percent Receiving...						
			A	B	C	D	F	I/W	
<b>CLASSICS</b> 	UG	1,474	3.07	42%	32%	14%	5%	3%	4%
	GRAD	116	3.62	74%	22%	0%	0%	3%	2%
<b>COMPARATIVE LITERATURE</b> 	GRAD	64	3.85	80%	13%	0%	0%	0%	8%
<b>COMMUNICATION</b> 	UG	4,346	2.80	20%	48%	24%	3%	2%	3%
	GRAD	172	3.71	72%	23%	0%	1%	0%	4%
<b>DANCE</b> 	UG	1,414	3.63	69%	21%	4%	0%	1%	5%
	GRAD	94	3.86	87%	5%	2%	0%	0%	5%
<b>EAST ASIAN LANGS &amp; CIVILZATNS</b> 	UG	223	2.68	23%	38%	18%	11%	4%	6%
<b>ECOLOGY &amp; EVOLUTIONARY BIOLOGY</b> 	UG	6,441	2.78	24%	38%	26%	5%	3%	4%
	GRAD	198	3.88	89%	8%	1%	0%	0%	2%
<b>ECONOMICS</b> 	UG	9,034	2.66	24%	34%	25%	7%	5%	5%
	GRAD	242	3.30	45%	46%	2%	0%	2%	3%

State funded (D1/B1/C1) courses and enrollments with normal grading scheme only - no pass/fail or non-graded enrollments. Includes Fall and Spring terms. As of official "end of term" snapshot date. I/W = Incomplete and Withdrawn grades. For clarity, shows only subjects and levels with at least 10 enrollments. However, ALL are included in college/campus totals. Excludes courses with individualized instruction: theses, independent research, internships, practica, private lessons, etc. Excludes enrollments at other institutions (Metro, CCD, Study Abroad). For UCD, includes Downtown Campus courses only. UCD OIRPA Reference: Project 20080416, Report.sas, 10/24/2008

**Grade Distributions by Course Subject for Academic Year 2007 - 2008**  
**University of Colorado at Boulder**  
**School/College and Course Subject Summary**

**COLLEGE OF ARTS & SCIENCES**

Course Subject and Course Level	Count	Average Grade	Percent Receiving...						
			A	B	C	D	F	I/W	
<b>ENGLISH</b> 	UG	7,967	3.31	50%	34%	8%	1%	2%	4%
	GRAD	316	3.85	88%	7%	0%	0%	1%	5%
<b>ENVIRONMENTAL STUDIES</b> 	UG	1,146	2.88	29%	40%	21%	4%	4%	2%
	GRAD	103	3.77	78%	19%	0%	0%	0%	3%
<b>ETHNIC STUDIES</b> 	UG	1,650	3.16	41%	38%	13%	1%	2%	5%
<b>FARRAND RESIDENTIAL ACAD PGMS</b> 	UG	91	3.30	42%	48%	9%	0%	0%	1%
<b>FILM STUDIES</b> 	UG	1,842	3.23	43%	41%	10%	2%	2%	2%
<b>FRENCH</b> 	UG	1,689	3.19	44%	37%	11%	2%	2%	4%
	GRAD	44	3.77	80%	18%	0%	0%	0%	2%
<b>FARSI</b> 	UG	46	3.60	70%	24%	4%	0%	0%	2%

State funded (D1/B1/C1) courses and enrollments with normal grading scheme only - no pass/fail or non-graded enrollments. Includes Fall and Spring terms. As of official "end of term" snapshot date. I/W = Incomplete and Withdrawn grades. For clarity, shows only subjects and levels with at least 10 enrollments. However, ALL are included in college/campus totals. Excludes courses with individualized instruction: theses, independent research, internships, practica, private lessons, etc. Excludes enrollments at other institutions (Metro, CCD, Study Abroad). For UCD, includes Downtown Campus courses only. UCD OIRPA Reference: Project 20080416, Report.sas, 10/24/2008

**Grade Distributions by Course Subject for Academic Year 2007 - 2008**  
**University of Colorado at Boulder**  
**School/College and Course Subject Summary**

**COLLEGE OF ARTS & SCIENCES**

Course Subject and Course Level	Count	Average Grade	Percent Receiving...						
			A	B	C	D	F	I/W	
<b>GEOGRAPHY</b> 	UG	3,445	2.71	23%	39%	24%	8%	3%	4%
	GRAD	214	3.77	82%	13%	1%	0%	1%	3%
<b>GEOLOGICAL SCIENCES</b> 	UG	3,761	2.89	28%	41%	20%	5%	2%	4%
	GRAD	172	3.77	83%	13%	1%	0%	1%	3%
<b>GERMAN</b> 	UG	1,189	3.08	41%	33%	15%	2%	4%	5%
	GRAD	35	3.82	80%	9%	0%	0%	0%	11%
<b>HEBREW</b> 	UG	178	3.24	47%	33%	6%	5%	2%	7%
<b>HISTORY</b> 	UG	7,320	2.90	26%	46%	18%	3%	3%	4%
	GRAD	90	3.82	84%	6%	0%	0%	0%	10%
<b>HINDI</b> 	UG	60	3.38	62%	23%	7%	0%	3%	5%
<b>HONORS</b> 	UG	280	3.73	81%	15%	1%	1%	0%	2%

State funded (D1/B1/C1) courses and enrollments with normal grading scheme only - no pass/fail or non-graded enrollments. Includes Fall and Spring terms. As of official "end of term" snapshot date. I/W = Incomplete and Withdrawn grades. For clarity, shows only subjects and levels with at least 10 enrollments. However, ALL are included in college/campus totals. Excludes courses with individualized instruction: theses, independent research, internships, practica, private lessons, etc. Excludes enrollments at other institutions (Metro, CCD, Study Abroad). For UCD, includes Downtown Campus courses only. UCD OIRPA Reference: Project 20080416, Report.sas, 10/24/2008

**Grade Distributions by Course Subject for Academic Year 2007 - 2008**  
**University of Colorado at Boulder**  
**School/College and Course Subject Summary**

**COLLEGE OF ARTS & SCIENCES**

Course Subject and Course Level	Count	Average Grade	Percent Receiving...						
			A	B	C	D	F	I/W	
<b>HUMANITIES</b> 	1,094	3.07	38%	39%	14%	2%	3%	3%	
<b>INTERNATIONAL AFFAIRS</b> 	790	2.85	28%	39%	19%	5%	4%	5%	
<b>INDONESIAN</b> 	14	2.90	36%	36%	7%	7%	7%	7%	
<b>INVT COMMUNITY STUDIES</b> 	132	3.70	73%	20%	2%	0%	0%	5%	
<b>INTEGRATIVE PHYSIOLOGY</b> 	UG	4,927	2.75	25%	36%	24%	6%	3%	6%
	GRAD	182	3.73	80%	13%	3%	0%	1%	2%
<b>ITALIAN</b> 	924	2.92	30%	38%	18%	4%	3%	7%	
<b>JAPANESE</b> 	UG	737	3.04	41%	35%	12%	5%	4%	4%
	GRAD	56	3.86	91%	9%	0%	0%	0%	0%

State funded (D1/B1/C1) courses and enrollments with normal grading scheme only - no pass/fail or non-graded enrollments. Includes Fall and Spring terms. As of official "end of term" snapshot date. I/W = Incomplete and Withdrawn grades. For clarity, shows only subjects and levels with at least 10 enrollments. However, ALL are included in college/campus totals. Excludes courses with individualized instruction: theses, independent research, internships, practica, private lessons, etc. Excludes enrollments at other institutions (Metro, CCD, Study Abroad). For UCD, includes Downtown Campus courses only. UCD OIRPA Reference: Project 20080416, Report.sas, 10/24/2008

**Grade Distributions by Course Subject for Academic Year 2007 - 2008**  
**University of Colorado at Boulder**  
**School/College and Course Subject Summary**

**COLLEGE OF ARTS & SCIENCES**

Course Subject and Course Level	Count	Average Grade	Percent Receiving...						
			A	B	C	D	F	I/W	
<b>KOREAN</b> 	62	3.36	55%	27%	11%	5%	0%	2%	
<b>RES ACAD PROG WILLIAMS VILLAGE</b> 	236	3.59	69%	24%	5%	1%	0%	1%	
<b>LESBN/GAY/BISEXUAL STDYS</b> 	32	3.03	38%	47%	9%	3%	3%	0%	
<b>LIBBY RESIDENTIAL PROGRAMS</b> 	91	3.21	37%	47%	13%	0%	0%	2%	
<b>LINGUISTICS</b> 	UG	1,314	3.19	47%	32%	10%	3%	3%	4%
	GRAD	206	3.58	70%	15%	4%	3%	1%	8%
<b>MATHEMATICS</b> 	UG	7,881	2.65	28%	30%	18%	8%	8%	8%
	GRAD	278	3.73	72%	16%	2%	0%	1%	9%
<b>MOL., CELL., &amp; DEV. BIOLOGY</b> 	UG	3,337	2.99	38%	31%	16%	5%	3%	6%
	GRAD	172	3.88	88%	10%	0%	0%	0%	2%

State funded (D1/B1/C1) courses and enrollments with normal grading scheme only - no pass/fail or non-graded enrollments. Includes Fall and Spring terms. As of official "end of term" snapshot date. I/W = Incomplete and Withdrawn grades. For clarity, shows only subjects and levels with at least 10 enrollments. However, ALL are included in college/campus totals. Excludes courses with individualized instruction: theses, independent research, internships, practica, private lessons, etc. Excludes enrollments at other institutions (Metro, CCD, Study Abroad). For UCD, includes Downtown Campus courses only. UCD OIRPA Reference: Project 20080416, Report.sas, 10/24/2008

**Grade Distributions by Course Subject for Academic Year 2007 - 2008**  
**University of Colorado at Boulder**  
**School/College and Course Subject Summary**

**COLLEGE OF ARTS & SCIENCES**

Course Subject and Course Level	Count	Average Grade	Percent Receiving...						
			A	B	C	D	F	I/W	
<b>MUSEUM</b> 	73	3.93	92%	3%	0%	0%	0%	5%	
<b>NORLIN SCHOLARS</b> 	42	3.77	81%	17%	0%	0%	0%	2%	
<b>NEUROSCIENCE</b> 	52	3.90	94%	6%	0%	0%	0%	0%	
<b>PEACE AND CONFLICT STUDIES</b> 	270	3.10	33%	45%	12%	2%	3%	5%	
<b>PHILOSOPHY</b> 	UG	5,864	3.03	34%	41%	14%	3%	3%	5%
	GRAD	163	3.82	67%	2%	0%	0%	1%	29%
<b>PHYSICS</b> 	UG	6,388	2.73	24%	36%	24%	6%	4%	6%
	GRAD	410	3.50	62%	32%	3%	0%	1%	1%
<b>PORTUGUESE</b> 	133	3.41	61%	23%	7%	2%	3%	5%	

State funded (D1/B1/C1) courses and enrollments with normal grading scheme only - no pass/fail or non-graded enrollments. Includes Fall and Spring terms. As of official "end of term" snapshot date. I/W = Incomplete and Withdrawn grades. For clarity, shows only subjects and levels with at least 10 enrollments. However, ALL are included in college/campus totals. Excludes courses with individualized instruction: theses, independent research, internships, practica, private lessons, etc. Excludes enrollments at other institutions (Metro, CCD, Study Abroad). For UCD, includes Downtown Campus courses only. UCD OIRPA Reference: Project 20080416, Report.sas, 10/24/2008

**Grade Distributions by Course Subject for Academic Year 2007 - 2008**  
**University of Colorado at Boulder**  
**School/College and Course Subject Summary**

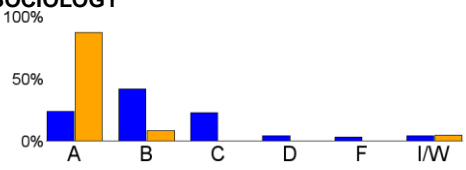
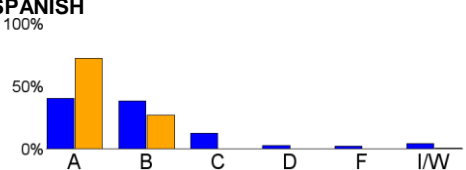

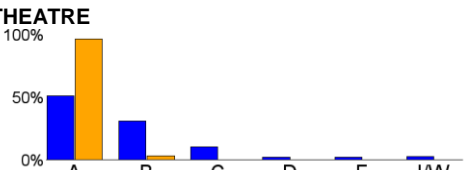
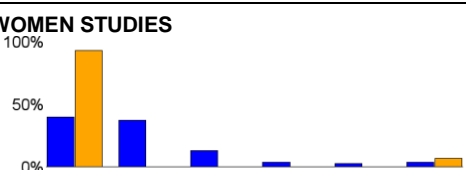
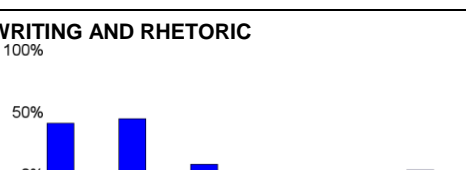
**COLLEGE OF ARTS & SCIENCES**

Course Subject and Course Level	Count	Average Grade	Percent Receiving...						
			A	B	C	D	F	I/W	
<b>POLITICAL SCIENCE</b> 	UG	6,334	2.86	27%	42%	18%	4%	4%	5%
	GRAD	228	3.68	71%	20%	1%	0%	0%	7%
<b>PSYCHOLOGY</b> 	UG	8,886	2.97	33%	37%	18%	4%	3%	4%
	GRAD	291	3.81	81%	15%	0%	0%	0%	3%
<b>RELIGIOUS STUDIES</b> 	UG	1,624	3.13	41%	36%	12%	2%	4%	6%
	GRAD	87	3.79	79%	13%	0%	0%	0%	8%
<b>RUSSIAN</b> 	UG	838	3.12	41%	36%	12%	3%	3%	5%
<b>SCANDINAVIAN</b> 	UG	781	2.97	32%	41%	17%	3%	3%	4%
<b>SEWALL RESIDENTIAL ACADEMIC PGM</b> 	UG	67	3.42	54%	25%	15%	0%	0%	6%
<b>SPEECH, LANGUAGE, &amp; HEARING SCI</b> 	UG	1,301	3.12	40%	38%	16%	3%	2%	2%
	GRAD	459	3.83	83%	14%	0%	0%	0%	3%

State funded (D1/B1/C1) courses and enrollments with normal grading scheme only - no pass/fail or non-graded enrollments. Includes Fall and Spring terms. As of official "end of term" snapshot date. I/W = Incomplete and Withdrawn grades. For clarity, shows only subjects and levels with at least 10 enrollments. However, ALL are included in college/campus totals. Excludes courses with individualized instruction: theses, independent research, internships, practica, private lessons, etc. Excludes enrollments at other institutions (Metro, CCD, Study Abroad). For UCD, includes Downtown Campus courses only. UCD OIRPA Reference: Project 20080416, Report.sas, 10/24/2008

**Grade Distributions by Course Subject for Academic Year 2007 - 2008**  
**University of Colorado at Boulder**  
**School/College and Course Subject Summary**

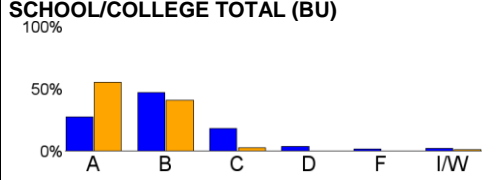
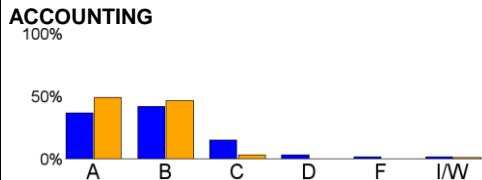

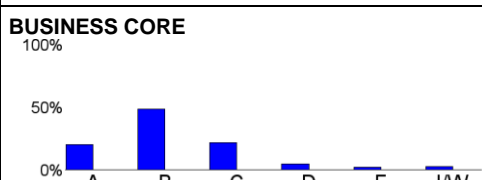
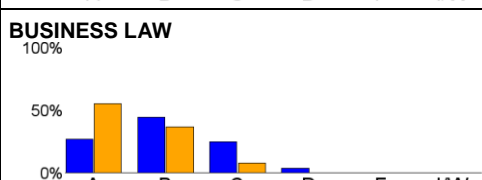
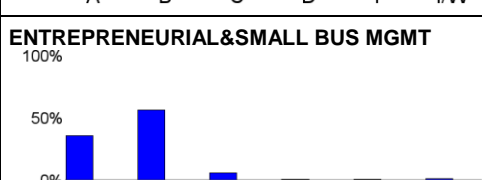
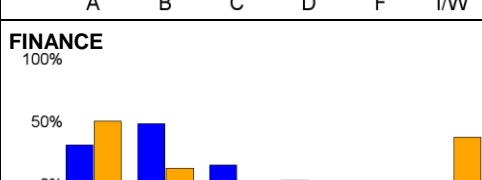
**COLLEGE OF ARTS & SCIENCES**

Course Subject and Course Level	Count	Average Grade	Percent Receiving...						
			A	B	C	D	F	I/W	
<b>SOCIOLOGY</b> 	UG	7,712	2.80	24%	42%	23%	4%	3%	4%
	GRAD	172	3.88	87%	8%	0%	0%	0%	5%
<b>SPANISH</b> 	UG	4,201	3.11	40%	38%	13%	2%	2%	4%
	GRAD	123	3.71	72%	27%	0%	0%	0%	1%
<b>SWEDISH</b> 	UG	33	3.32	39%	45%	3%	0%	3%	9%
<b>THEATRE</b> 	UG	2,342	3.26	51%	31%	10%	2%	2%	3%
	GRAD	33	3.91	97%	3%	0%	0%	0%	0%
<b>WOMEN STUDIES</b> 	UG	1,388	3.09	40%	37%	13%	3%	3%	4%
	GRAD	29	3.89	93%	0%	0%	0%	0%	7%
<b>WRITING AND RHETORIC</b> 	UG	7,731	3.24	41%	45%	8%	1%	2%	3%

State funded (D1/B1/C1) courses and enrollments with normal grading scheme only - no pass/fail or non-graded enrollments. Includes Fall and Spring terms. As of official "end of term" snapshot date. I/W = Incomplete and Withdrawn grades. For clarity, shows only subjects and levels with at least 10 enrollments. However, ALL are included in college/campus totals. Excludes courses with individualized instruction: theses, independent research, internships, practica, private lessons, etc. Excludes enrollments at other institutions (Metro, CCD, Study Abroad). For UCD, includes Downtown Campus courses only. UCD OIRPA Reference: Project 20080416, Report.sas, 10/24/2008

**Grade Distributions by Course Subject for Academic Year 2007 - 2008**  
**University of Colorado at Boulder**  
**School/College and Course Subject Summary**

**LEEDS SCHOOL OF BUSINESS**

Course Subject and Course Level	Count	Average Grade	Percent Receiving...						
			A	B	C	D	F	I/W	
<b>SCHOOL/COLLEGE TOTAL (BU)</b> 	<b>UG</b>	16,424	2.96	27%	47%	18%	4%	2%	2%
	<b>GRAD</b>	1,800	3.51	55%	41%	3%	0%	0%	1%
<b>ACCOUNTING</b> 	<b>UG</b>	1,202	3.08	37%	42%	15%	3%	1%	2%
	<b>GRAD</b>	351	3.45	49%	47%	3%	0%	0%	1%
<b>BUSINESS ADMINISTRATION</b> 	<b>UG</b>	38	3.80	47%	0%	0%	0%	0%	53%
<b>BUSINESS CORE</b> 	<b>UG</b>	8,285	2.81	20%	49%	22%	5%	2%	3%
<b>BUSINESS LAW</b> 	<b>UG</b>	85	2.95	27%	45%	25%	4%	0%	0%
	<b>GRAD</b>	38	3.47	55%	37%	8%	0%	0%	0%
<b>ENTREPRENEURIAL&amp;SMALL BUS MGMT</b> 	<b>UG</b>	435	3.26	36%	57%	6%	0%	0%	1%
<b>FINANCE</b> 	<b>UG</b>	1,753	3.05	31%	48%	15%	3%	1%	1%
	<b>GRAD</b>	16	3.80	50%	13%	0%	0%	0%	38%

State funded (D1/B1/C1) courses and enrollments with normal grading scheme only - no pass/fail or non-graded enrollments. Includes Fall and Spring terms. As of official "end of term" snapshot date. I/W = Incomplete and Withdrawn grades. For clarity, shows only subjects and levels with at least 10 enrollments. However, ALL are included in college/campus totals. Excludes courses with individualized instruction: theses, independent research, internships, practica, private lessons, etc. Excludes enrollments at other institutions (Metro, CCD, Study Abroad). For UCD, includes Downtown Campus courses only. UCD OIRPA Reference: Project 20080416, Report.sas, 10/24/2008

**Grade Distributions by Course Subject for Academic Year 2007 - 2008**  
**University of Colorado at Boulder**  
**School/College and Course Subject Summary**

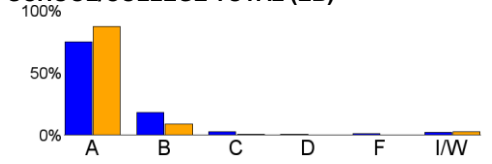
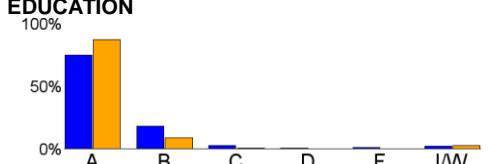
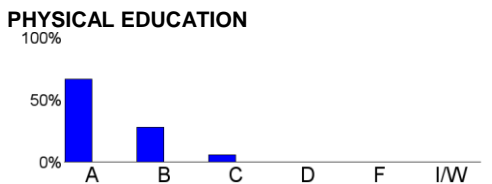
**LEEDS SCHOOL OF BUSINESS**

Course Subject and Course Level	Count	Average Grade	Percent Receiving...					
			A	B	C	D	F	I/W
<b>INTERNATIONAL BUSINESS CERT</b> 	301	3.09	28%	52%	14%	2%	1%	4%
<b>MBA CORE</b> 	893	3.45	50%	46%	4%	0%	0%	0%
<b>MBA ADVANCED ELECTIVES</b> 	475	3.64	71%	29%	0%	0%	0%	0%
<b>MANAGEMENT</b> 	1,729	3.31	44%	46%	6%	2%	1%	2%
<b>MARKETING</b> 	1,623	2.88	25%	44%	24%	4%	1%	1%
<b>REAL ESTATE</b> 	17	3.44	53%	18%	0%	0%	6%	24%
<b>REAL ESTATE</b> 	469	3.18	37%	46%	16%	0%	0%	1%
<b>SYSTEMS</b> 	495	3.17	37%	45%	12%	1%	1%	4%

State funded (D1/B1/C1) courses and enrollments with normal grading scheme only - no pass/fail or non-graded enrollments. Includes Fall and Spring terms. As of official "end of term" snapshot date. I/W = Incomplete and Withdrawn grades. For clarity, shows only subjects and levels with at least 10 enrollments. However, ALL are included in college/campus totals. Excludes courses with individualized instruction: theses, independent research, internships, practica, private lessons, etc. Excludes enrollments at other institutions (Metro, CCD, Study Abroad). For UCD, includes Downtown Campus courses only. UCD OIRPA Reference: Project 20080416, Report.sas, 10/24/2008

**Grade Distributions by Course Subject for Academic Year 2007 - 2008**  
**University of Colorado at Boulder**  
**School/College and Course Subject Summary**

**SCHOOL OF EDUCATION**

Course Subject and Course Level	Count	Average Grade	Percent Receiving...						
			A	B	C	D	F	I/W	
<b>SCHOOL/COLLEGE TOTAL (EB)</b> 	<b>UG</b>	1,534	3.66	75%	18%	3%	1%	1%	2%
	<b>GRAD</b>	1,171	3.86	88%	9%	1%	0%	0%	3%
<b>EDUCATION</b> 	<b>UG</b>	1,516	3.66	75%	18%	3%	1%	1%	2%
	<b>GRAD</b>	1,171	3.86	88%	9%	1%	0%	0%	3%
<b>PHYSICAL EDUCATION</b> 	<b>UG</b>	18	3.58	67%	28%	6%	0%	0%	0%

State funded (D1/B1/C1) courses and enrollments with normal grading scheme only - no pass/fail or non-graded enrollments. Includes Fall and Spring terms. As of official "end of term" snapshot date. I/W = Incomplete and Withdrawn grades. For clarity, shows only subjects and levels with at least 10 enrollments. However, ALL are included in college/campus totals. Excludes courses with individualized instruction: theses, independent research, internships, practica, private lessons, etc. Excludes enrollments at other institutions (Metro, CCD, Study Abroad). For UCD, includes Downtown Campus courses only. UCD OIRPA Reference: Project 20080416, Report.sas, 10/24/2008

**Grade Distributions by Course Subject for Academic Year 2007 - 2008**  
**University of Colorado at Boulder**  
**School/College and Course Subject Summary**


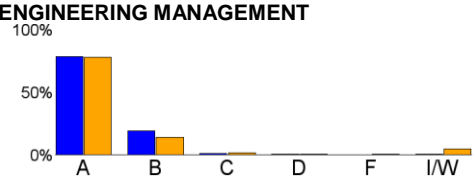
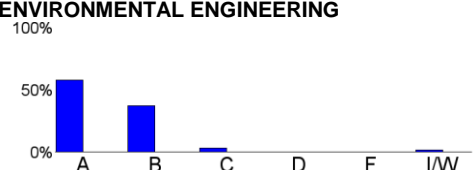
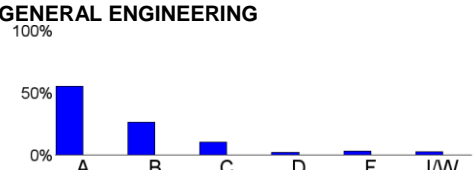
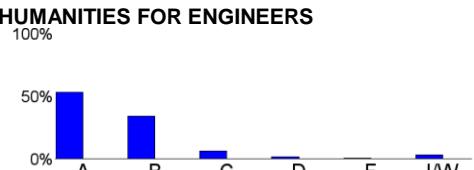
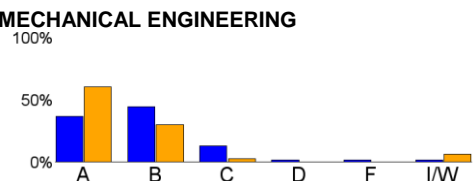
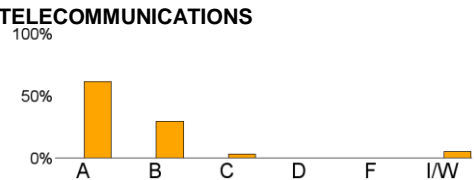
**COLL OF ENGINEERING & APPL SCI**

Course Subject and Course Level	Count	Average Grade	Percent Receiving...						
			A	B	C	D	F	I/W	
<b>SCHOOL/COLLEGE TOTAL (EN)</b> 	UG	16,366	3.11	41%	37%	14%	3%	3%	3%
	GRAD	3,702	3.64	68%	25%	2%	0%	0%	5%
<b>ARCHITECTURAL ENGINEERING</b> 	UG	1,792	3.11	42%	37%	13%	3%	4%	2%
	GRAD	416	3.68	73%	20%	2%	0%	0%	4%
<b>AEROSPACE ENGINEERING</b> 	UG	1,289	3.25	43%	44%	9%	2%	1%	1%
	GRAD	416	3.68	73%	20%	2%	0%	0%	4%
<b>CHEMICAL ENGINEERING</b> 	UG	2,646	3.05	38%	34%	20%	3%	2%	3%
	GRAD	207	3.60	65%	33%	1%	0%	0%	0%
<b>COMPUTER SCIENCE</b> 	UG	1,564	3.06	46%	25%	13%	5%	5%	6%
	GRAD	610	3.70	73%	14%	3%	1%	1%	8%
<b>CIVIL ENGINEERING</b> 	UG	2,243	2.96	33%	42%	18%	3%	4%	1%
	GRAD	727	3.69	71%	24%	1%	0%	0%	4%
<b>ELECTRICAL &amp; COMPUTER ENGIN.</b> 	UG	1,640	3.00	36%	36%	18%	3%	3%	4%
	GRAD	621	3.59	66%	29%	2%	0%	0%	2%

State funded (D1/B1/C1) courses and enrollments with normal grading scheme only - no pass/fail or non-graded enrollments. Includes Fall and Spring terms. As of official "end of term" snapshot date. I/W = Incomplete and Withdrawn grades. For clarity, shows only subjects and levels with at least 10 enrollments. However, ALL are included in college/campus totals. Excludes courses with individualized instruction: theses, independent research, internships, practica, private lessons, etc. Excludes enrollments at other institutions (Metro, CCD, Study Abroad). For UCD, includes Downtown Campus courses only. UCD OIRPA Reference: Project 20080416, Report.sas, 10/24/2008

**Grade Distributions by Course Subject for Academic Year 2007 - 2008**  
**University of Colorado at Boulder**  
**School/College and Course Subject Summary**

**COLL OF ENGINEERING & APPL SCI**

Course Subject and Course Level	Count	Average Grade	Percent Receiving...						
			A	B	C	D	F	I/W	
<b>ENGINEERING HONORS</b> 	UG	44	3.96	98%	2%	0%	0%	0%	0%
<b>ENGINEERING MANAGEMENT</b> 	UG	177	3.69	79%	19%	1%	1%	0%	1%
	GRAD	123	3.71	78%	14%	2%	1%	1%	5%
<b>ENVIRONMENTAL ENGINEERING</b> 	UG	62	3.57	58%	37%	3%	0%	0%	2%
<b>GENERAL ENGINEERING</b> 	UG	1,408	3.29	55%	27%	10%	2%	3%	2%
<b>HUMANITIES FOR ENGINEERS</b> 	UG	480	3.41	54%	34%	6%	2%	1%	3%
<b>MECHANICAL ENGINEERING</b> 	UG	3,021	3.13	37%	45%	13%	2%	2%	2%
	GRAD	347	3.58	61%	30%	3%	0%	0%	6%
<b>TELECOMMUNICATIONS</b> 	GRAD	651	3.58	62%	29%	3%	0%	0%	5%

State funded (D1/B1/C1) courses and enrollments with normal grading scheme only - no pass/fail or non-graded enrollments. Includes Fall and Spring terms. As of official "end of term" snapshot date. I/W = Incomplete and Withdrawn grades. For clarity, shows only subjects and levels with at least 10 enrollments. However, ALL are included in college/campus totals. Excludes courses with individualized instruction: theses, independent research, internships, practica, private lessons, etc. Excludes enrollments at other institutions (Metro, CCD, Study Abroad). For UCD, includes Downtown Campus courses only. UCD OIRPA Reference: Project 20080416, Report.sas, 10/24/2008

**Grade Distributions by Course Subject for Academic Year 2007 - 2008**  
**University of Colorado at Boulder**  
**School/College and Course Subject Summary**

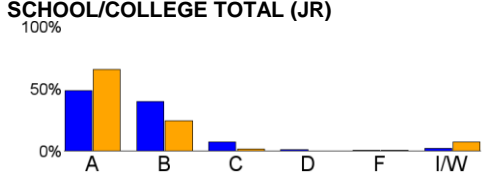


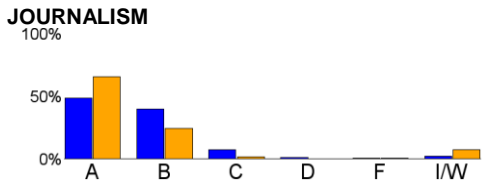


**COLLEGE OF ARCHITECTURE AND PLAN**

Course Subject and Course Level	Count	Average Grade	Percent Receiving...					
			A	B	C	D	F	I/W
<b>SCHOOL/COLLEGE TOTAL (EV)</b> 	4,742	3.21	43%	39%	10%	2%	2%	5%
<b>ARCHITECTURE</b> 	662	3.11	35%	44%	13%	2%	2%	3%
<b>ENVIRONMENTAL DESIGN</b> 	4,080	3.22	44%	38%	9%	2%	3%	5%

State funded (D1/B1/C1) courses and enrollments with normal grading scheme only - no pass/fail or non-graded enrollments. Includes Fall and Spring terms. As of official "end of term" snapshot date. I/W = Incomplete and Withdrawn grades. For clarity, shows only subjects and levels with at least 10 enrollments. However, ALL are included in college/campus totals. Excludes courses with individualized instruction: theses, independent research, internships, practica, private lessons, etc. Excludes enrollments at other institutions (Metro, CCD, Study Abroad). For UCD, includes Downtown Campus courses only. UCD OIRPA Reference: Project 20080416, Report.sas, 10/24/2008

**Grade Distributions by Course Subject for Academic Year 2007 - 2008**  
**University of Colorado at Boulder**  
**School/College and Course Subject Summary**

**SCH OF JOURNALISM & MASS COMM**

Course Subject and Course Level		Count	Average Grade	Percent Receiving...					
				A	B	C	D	F	I/W
<b>SCHOOL/COLLEGE TOTAL (JR)</b> 	<b>UG</b> 	3,495	3.34	49%	40%	7%	1%	1%	2%
	<b>GRAD</b> 	278	3.61	66%	24%	2%	0%	1%	7%
<b>JOURNALISM</b> 	<b>UG</b> 	3,495	3.34	49%	40%	7%	1%	1%	2%
	<b>GRAD</b> 	278	3.61	66%	24%	2%	0%	1%	7%

State funded (D1/B1/C1) courses and enrollments with normal grading scheme only - no pass/fail or non-graded enrollments. Includes Fall and Spring terms. As of official "end of term" snapshot date. I/W = Incomplete and Withdrawn grades. For clarity, shows only subjects and levels with at least 10 enrollments. However, ALL are included in college/campus totals. Excludes courses with individualized instruction: theses, independent research, internships, practica, private lessons, etc. Excludes enrollments at other institutions (Metro, CCD, Study Abroad). For UCD, includes Downtown Campus courses only. UCD OIRPA Reference: Project 20080416, Report.sas, 10/24/2008

**Grade Distributions by Course Subject for Academic Year 2007 - 2008**  
**University of Colorado at Boulder**  
**School/College and Course Subject Summary**

**SCHOOL OF LAW**

Course Subject and Course Level	Count	Average Grade	Percent Receiving...						
			A	B	C	D	F	I/W	
<b>SCHOOL/COLLEGE TOTAL (LW)</b> 	<b>GRAD</b> 	1,810	3.08	24%	58%	14%	1%	0%	3%
<b>LAW SCHOOL</b> 	<b>GRAD</b> 	1,810	3.08	24%	58%	14%	1%	0%	3%

State funded (D1/B1/C1) courses and enrollments with normal grading scheme only - no pass/fail or non-graded enrollments. Includes Fall and Spring terms. As of official "end of term" snapshot date. I/W = Incomplete and Withdrawn grades. For clarity, shows only subjects and levels with at least 10 enrollments. However, ALL are included in college/campus totals. Excludes courses with individualized instruction: theses, independent research, internships, practica, private lessons, etc. Excludes enrollments at other institutions (Metro, CCD, Study Abroad). For UCD, includes Downtown Campus courses only. UCD OIRPA Reference: Project 20080416, Report.sas, 10/24/2008

**Grade Distributions by Course Subject for Academic Year 2007 - 2008**  
**University of Colorado at Boulder**  
**School/College and Course Subject Summary**

**COLLEGE OF MUSIC**

Course Subject and Course Level	Count	Average Grade	Percent Receiving...						
			A	B	C	D	F	I/W	
<b>SCHOOL/COLLEGE TOTAL (MB)</b> 	UG	5,672	3.47	62%	26%	7%	1%	1%	4%
	GRAD	838	3.83	87%	9%	1%	0%	0%	3%
<b>MUSIC ENSEMBLES</b> 	UG	3,463	3.49	62%	26%	7%	2%	1%	4%
	GRAD	112	3.96	94%	4%	0%	0%	0%	2%
<b>MUSIC</b> 	UG	1,464	3.34	54%	30%	9%	2%	2%	3%
	GRAD	439	3.76	82%	12%	2%	0%	1%	4%
<b>PERFORMANCE MUSIC</b> 	UG	735	3.66	75%	17%	2%	0%	2%	4%
	GRAD	287	3.90	92%	5%	0%	1%	0%	1%
<b>THESIS MUSIC</b> 	UG	10	4.00	100%	0%	0%	0%	0%	0%

State funded (D1/B1/C1) courses and enrollments with normal grading scheme only - no pass/fail or non-graded enrollments. Includes Fall and Spring terms. As of official "end of term" snapshot date. I/W = Incomplete and Withdrawn grades. For clarity, shows only subjects and levels with at least 10 enrollments. However, ALL are included in college/campus totals. Excludes courses with individualized instruction: theses, independent research, internships, practica, private lessons, etc. Excludes enrollments at other institutions (Metro, CCD, Study Abroad). For UCD, includes Downtown Campus courses only. UCD OIRPA Reference: Project 20080416, Report.sas, 10/24/2008

**Grade Distributions by Course Subject for Academic Year 2007 - 2008**  
**University of Colorado at Boulder**  
**School/College and Course Subject Summary**

**ROTC PROGRAMS**

Course Subject and Course Level	Count	Average Grade	Percent Receiving...					
			A	B	C	D	F	I/W
<b>SCHOOL/COLLEGE TOTAL (XX)</b> 	677	3.60	67%	25%	3%	0%	1%	4%
<b>AIR FORCE AEROSPACE STUDIES</b> 	255	3.61	64%	24%	4%	0%	1%	7%
<b>MILITARY SCIENCE - ROTC</b> 	138	3.74	82%	13%	1%	0%	1%	3%
<b>NAVAL SCIENCE</b> 	284	3.52	62%	32%	4%	1%	0%	1%

State funded (D1/B1/C1) courses and enrollments with normal grading scheme only - no pass/fail or non-graded enrollments. Includes Fall and Spring terms. As of official "end of term" snapshot date. I/W = Incomplete and Withdrawn grades. For clarity, shows only subjects and levels with at least 10 enrollments. However, ALL are included in college/campus totals. Excludes courses with individualized instruction: theses, independent research, internships, practica, private lessons, etc. Excludes enrollments at other institutions (Metro, CCD, Study Abroad). For UCD, includes Downtown Campus courses only. UCD OIRPA Reference: Project 20080416, Report.sas, 10/24/2008

**Grade Distributions by Course Subject for Academic Year 2007 - 2008**  
**University of Colorado at Boulder**  
**School/College and Course Subject Summary**

**STUDENT LEADERSHIP PROGRAMS**

Course Subject and Course Level	Count	Average Grade	Percent Receiving...					
			A	B	C	D	F	I/W
<b>SCHOOL/COLLEGE TOTAL (XY)</b> 	156	3.71	78%	18%	1%	1%	0%	1%
<b>STUDENT LEADERSHIP INSTITUTE</b> 	156	3.71	78%	18%	1%	1%	0%	1%

State funded (D1/B1/C1) courses and enrollments with normal grading scheme only - no pass/fail or non-graded enrollments. Includes Fall and Spring terms. As of official "end of term" snapshot date. I/W = Incomplete and Withdrawn grades. For clarity, shows only subjects and levels with at least 10 enrollments. However, ALL are included in college/campus totals. Excludes courses with individualized instruction: theses, independent research, internships, practica, private lessons, etc. Excludes enrollments at other institutions (Metro, CCD, Study Abroad). For UCD, includes Downtown Campus courses only. UCD OIRPA Reference: Project 20080416, Report.sas, 10/24/2008