

# Higher Learning Commission

University of Colorado at Boulder :

Annual Institutional Data Update (AIDU) System













## Review Report

Print report using the PRINT function in your browser.

To return to your report, click [here](#). Or use your browser's back button.



### 2008 Annual Institutional Data Update

#### Contact Information

		Contact Type	Name	Address	City State, Zip	Phone	Email
		General Institutional Address	University of Colorado at Boulder	17 UCB	Boulder, CO 803090017	303-492-8908	phil.distefano@colorado.edu
		Chief Executive Officer	Dr. G. P. "Bud" Peterson	17 UCB	Boulder, CO 803090017	303-492-8908	bud.peterson@colorado.edu
		Chief Academic Officer	Dr. Phil DiStefano	40 UCB	Boulder, CO 803090040	303-492-5537	Phil.Distefano@Colorado.EDU
		Chief Financial Officer	Richard Porreca	90 UCB	Boulder, CO 803090090	303-492-3224	Richard.Porreca@Colorado.EDU
		Data Update Coordinator	Dr. Lou McClelland	015 UCB	Boulder, CO 803090015	303-492-6730	Lou.McClelland@colorado.edu

#### Federal Compliance


##### Academic Calendar - Select all that apply

		
	<input checked="" type="checkbox"/>	<p><b>Semester</b> An academic year that consists of two semesters during the academic year with about 16 weeks for each semester of instruction. There may be an additional summer semester.</p>
	<input type="checkbox"/>	<p><b>Trimester</b> An academic year that consists of three terms of about 10 weeks each.</p>
	<input type="checkbox"/>	<p><b>Quarter</b> An academic year that consists of three sessions of about 12 weeks each. The range is typically from 10 to 15 weeks. There may be an additional quarter in the summer.</p>
	<input type="checkbox"/>	<p><b>Four-One-Four Plan</b> The 4-1-4 calendar consists of four courses taken for four months, one course taken for one month, and four courses taken for four months. There may be an additional summer session.</p>
	<input type="checkbox"/>	<p><b>Modular</b> Courses are typically in 4- to 6-week blocks with specific start and end times (frequently cohort).</p>

Continuous

Courses are not defined by specific start dates (usually applies to distance delivery).


## Sanction Agencies



Has any accrediting agency (specialized, professional, or institutional) applied sanctions or withdrawn accreditation within the last year?

If yes, list the agency (exclude actions by The Higher Learning Commission):

## Refund Policy



Does the institution have a formal student refund policy?

## Student Headcount by Level

			Previous	New
		Full-Time Undergraduate	23926	23959
		Part-Time Undergraduate	2437	2389
		Full-Time Graduate	1455	1480
		Part-Time Graduate	3339	3444
		Full-Time Post-Baccalaureate First Professional	505	520
		Part-Time Post-Baccalaureate First Professional	3	4
		Non-Credit Students (all levels)	643	728


## Student Headcount by Category

			Previous	New
		Degree-Seeking Undergraduate	23698	23738
		Certificate-Seeking Undergraduate	163	146
		Post-Baccalaureate Certificate Seeking	0	0
		Post-Baccalaureate Degree-Seeking	4289	4914





## Total Entering Undergraduate Headcount

		Previous	New	
		Full-Time Entering	6702	6664
		Part-Time Entering	161	186















## Institutional Headcount





		Previous	New	
		Full-Time Faculty	2291	2062
		Part-Time Faculty	1325	1271
		Full-Time Administration	1054	1080
		Part-Time Administration	188	200
		Full-Time Staff	1543	1597
		Part-Time Staff	170	151

## Educational Programs



		Previous	New	
		Pre-Associate Certificate/Diploma Programs	0	0
		Other Undergraduate Certificates/Diploma Programs	0	0
		Associate's Degree Programs	0	0
		Bachelor's Degree Programs	59	59
		Master's Degree Programs	49	50
		Specialist's Degree Programs	0	0
		Doctor's Degree Programs	46	47
		Post-Baccalaureate First Professional Degree Programs	1	1
		Post-Baccalaureate Certificate Programs	13	11

## Certificates & Degrees Awarded



		Previous	New	
		Pre-Associate Certificates/Diplomas Awarded	0	0
		Other Undergraduate Certificates/Diplomas Awarded	0	0
		Associate's Degrees Awarded	0	0
		Bachelor's Degrees Awarded	5795	5728
		Master's Degrees Awarded	1072	962
		Specialist's Degrees Awarded	0	0
		Doctor's Degrees Awarded	310	319

		Post-Baccalaureate First Professional Degrees Awarded	165	162
		Post-Baccalaureate Certificates Awarded	0	0


### Off Campus Activities - Other Campuses

		location	programName	status	address	city	state	country
None Reported								

### Off Campus Activities - Sites

		location	programName	status	address	city	state	country	programsOffered
None Reported									

### Off Campus Activities - In State Course Locations

			Previous	New
		Number of Locations	0	0
		Total Headcount of these Locations	0	0

### Off Campus Activities - Out of State and Out of US Course Locations

		location	programName	address	city	state	country	courses
None Reported								



### Dual Enrollment

			Previous	New
		Total Dual Enrollment Student Headcount	75	88

### Distance Education Programs

		programName	modality	totalHC
None Reported				

### Collaborative Education

		degreeName	consortName	totalHC
None Reported				

## Dues Calculation from Reported Data

### Calculated Dues

FTE = (Total Full-Time Headcount) + ((Total Part-Time Headcount)/3)

**Your FTE = 27904**

Adjusted Site Total (AST) = Degree Sites + (Campuses \*10)

**Your AST = 0**

For the FTE range of 25,000+:

\$7750 Base Dues

\$0.02 per FTE above 24999

\$75 per AST (Adjusted Site Total)

Calculated Dues = (Base Dues) + ((FTE-24999) \* (Fee/FTE)) + (AST \* (Fee/AST))

**Calculated Dues = \$7,808**

Maximum Total Dues are \$27,000.

**Adjusted Dues = \$7,808**

Total Amount Due = (Adjusted Dues) + (\$100 Mark Fee)

**Your Total Dues = \$7,908**

### Reported Data (from previous sections)

#### Reported Headcounts (from [HC Level](#))

Full-Time Undergraduate	23959
Part-Time Undergraduate	2389
Full-Time Graduate	1480
Part-Time Graduate	3444
Full-Time Post-Bacc 1st Proof	520
Part-Time Post-Bacc 1st Proof	4

#### Reported Off-Campus Activities

Number of Other Campuses	0
Number of Sites	0

Please DO NOT remit payment at this time.

Your institution will be invoiced separately.

If you require assistance with your dues calculation, please contact us at 800-621-7440.

2008-04-08 16:03:30.902

Report Assistance: Lil Nakutis - [lnakutis@hlcommission.org](mailto:lnakutis@hlcommission.org) - 800-621-7440 x113

Technical Support: [aidu@hlcommission.org](mailto:aidu@hlcommission.org)

Contents ©2008 Higher Learning Commission

Site Design