



Leadership Studies Minor ePortfolio

The purpose of the ePortfolio is to exhibit, blend and demonstrate your accomplishments and experiences related to leadership. It is a space to reflect on your learning, document your personal growth, and deepen your understanding of leadership as your progress through the minor.

Contact:

Please address any ePortfolio-related questions to ismeportfolio@colorado.edu. Contact Leadership Studies Minor Program Director, Kira Pasquesi, at kira.pasquesi@colorado.edu with general questions about the minor.

Timeline:

The ePortfolio check-in or final submission is on December 1 (Fall semester) or May 1 (Spring semester). All submissions should be sent in the form of a link to the ePortfolio to ismeportfolio@colorado.edu (see instructions below).

- **Pre-capstone (prior to LEAD 4000 enrollment)**
Once you declare the minor, you are expected to set up your personalized ePortfolio Google site (refer step-by-step instructions at the end of the document). Begin work on your ePortfolio by uploading a current resume, biography and photo. Following the template, complete up to 500-word reflections for your LEAD 1000 (or approved equivalent course) and elective courses taken towards the minor.
- **Capstone course (enrolled in LEAD 4000)**
Students enrolled in LEAD 4000 are expected to make their final ePortfolio submission by the end of the LEAD 4000 course. All final submissions should be made by December 1 (Fall semester) or May 1 (Spring semester).

Grading:

The ePortfolio will be evaluated on a pass/fail basis with minimum requirements for passing described below. For most students, grading will be at the close of the capstone; however, it may also occur after completion of the final elective course.

Minimum requirements:

- The ePortfolio must be made on a web-based platform. If you choose not to use the Google Sites template, then you must have your proposed template approved by the LSM Program Director Kira Pasquesi. Social media platforms will not be accepted.
- Academic reflections (linked to LEAD 1000 or equivalent and each LSM elective) are due by the end of the semester when each course is taken. If you declared the minor before Fall 2015, submit a summative statement instead. More details at the bottom of this page:
<http://www.colorado.edu/lsm/coursework/leadership-eportfolio>
- Solicit feedback on your ePortfolio from one faculty member and one peer reviewer. Include their contact names and email addresses on the bottom of your ePortfolio homepage. You may approach an instructor, a supervisor, or a staff member for the faculty review.
- The final ePortfolio must include both academic and co-curricular reflections.

Passing grading criteria:

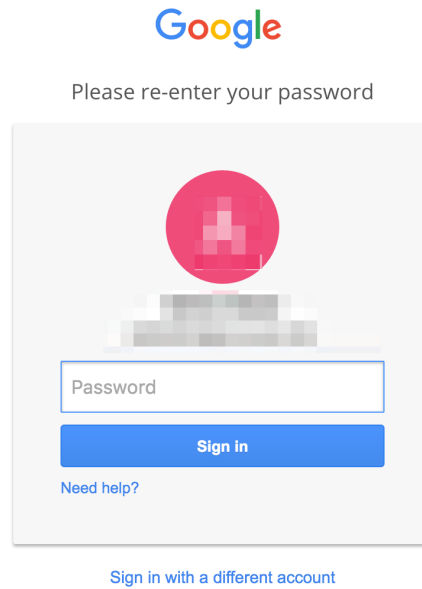
- Reflection is thoughtful and covers multiple levels and perspectives
- Course-related content demonstrates applied learning
- Connections are evident between coursework and co-curricular activities
- Creativity in the expression of your personality (made evident in writing, pictures, media, etc.)
- Presentation of material is clear and well thought out
- ePortfolio is suitable for an academic/professional audience
- Reflections contain concise and organized writing with no grammar or construction errors

How to enhance your ePortfolio:

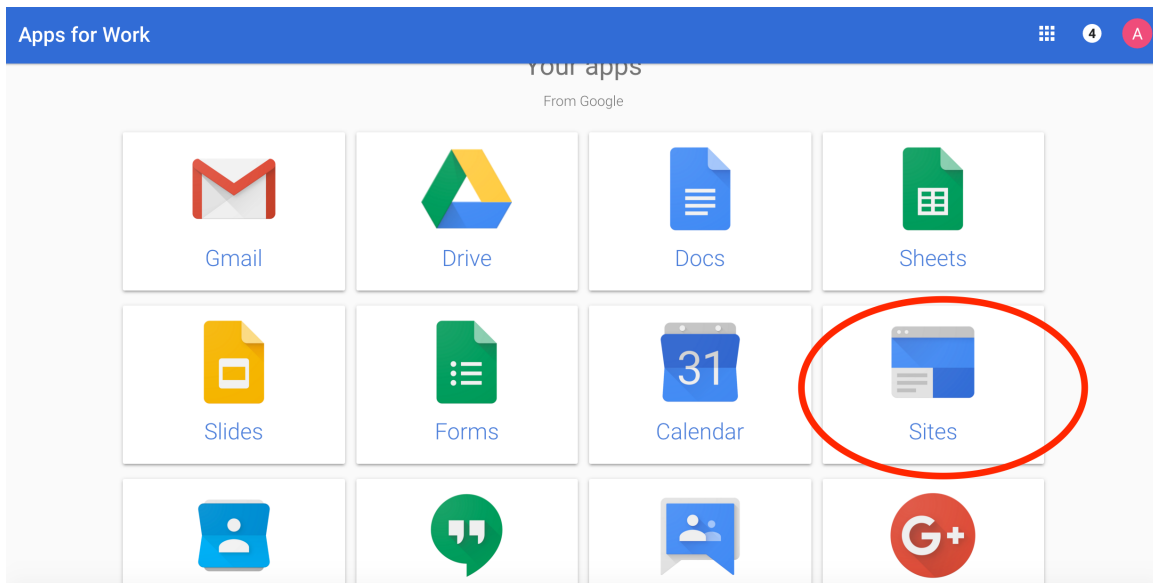
- Make tabs in the ePortfolio for different categories of courses - foundations, electives, capstone, or other sub-headings.
- Use samples of work in various forms (documents, videos, artwork, etc.)
- Record your leadership philosophy (strengths, leadership style, skills, etc.)
- Add a case study analysis and/or group work projects (with proper credit given to collaborators)
- Add relevant off-campus activities and reflect on how it affected your understanding of leadership
- Add course descriptions, and skills and knowledge competencies you gained through classes

Steps to set up your ePortfolio site:

1. Sign into your colorado.edu address



2. Go to Google sites




3. Click create to begin setting up your ePortfolio

Sites ⚙️

CREATE

[My Sites in colorado.edu](#)
Deleted Sites
Browse Sites

Thinking of creating a website?
Google Sites is a free and easy way to create and share webpages. [Learn more.](#)



Use Sites to

- Plan club meetings and activities
- Share info on a secure company intranet
- Collaborate on a team project
- Stay connected with family members


[Learn more about Google Sites](#)

4. Click browse gallery to select your LSM ePortfolio template

Sites ⚙️

CREATE Cancel

Select a template to use:



Browse the gallery for more

Blank template

Name your site:

Site location - URLs can only use the following characters: -A-Z,a-z,0-9
<https://sites.google.com/a/colorado.edu/> Want a custom domain name? [Visit Google Domains.](#)

5. Type “LSM e-portfolio template” to find the LSM template or locate a template relevant to your leadership minor pathway (eg: RAP, PLC, Athletics).

Select a Site Template

colorado.edu

ism e-portfolio template

Public

- Featured
- Business collaboration
- Activities & events
- Schools & education
- Clubs & organizations
- Personal & family
- Government & non-profits

Policy

Language

English (US)

Hero's Journey ELP ePortfolio Template
This is the template for the ELP ePortfolio

COEN 3050 Maymester ePortfolio Template
This is the template for COEN 3050 Maymester students. Enjoy!

CU ASHRAE Student Chapter
CU ASHRAE Student Chapter

ECEE Course Website Template
ECEE Course Website Template by Eugene Liu

LDSP RAP Minor Pathway Template
This template is for students in the Leadership RAP who are working towards t...

ism e-portfolio template
Template for leadership studies minor

6. Select the LSM ePortfolio template (or your pathway template)

Select a Site Template

colorado.edu



Public

Featured

Business collaboration

Activities & events

Schools & education

Clubs & organizations

Personal & family

Government & non-profits

Policy

Language

English (US)



Hero's Journey ELP ePortfolio Template
This is the template for the ELP ePortfolio



COEN 3050 Maymester ePortfolio Template
This is the template for COEN 3050 Maymester students. Enjoy!



CU ASHRAE Student Chapter
CU ASHRAE Student Chapter



ECEE Course Website Template
ECEE Course Website Template by Eugene Liu



LDSP RAP Minor Pathway Template
This template is for students in the Leadership RAP who are working towards t...



Ism e-portfolio template
Template for leadership studies minor

Select

Cancel

7. Name your ePortfolio Google site with your First and Last Name

Select a template to use:



Blank template



Ism e-portfolio
template

[Browse the
gallery for
more](#)

Name your site:

Site location - URLs can only use the following characters: -,A-Z,a-z,0-9

<https://sites.google.com/a/colorado.edu/>

Want a custom domain name? [Visit Google Domains.](#)

8. Begin your ePortfolio site by updating resume, biography and photo

LEADERSHIP STUDIES MINOR

LEADERSHIP STUDIES MINOR

LEAD 1000: BECOMING A LEADER

ELECTIVES

- LEADERSHIP FOUNDATIONS
- LEADERSHIP APPLICATION
- LEADERSHIP IN CONTEXT

LEAD 4000: CAPSTONE

CAPSTONE POST(S)

LEADERSHIP EXPERIENCE (ALL THINGS NON-ACADEMIC)

TEMPLATE TOOLBOX

- RESOURCES & HELP
- SET-UP YOUR NEW SITE
- IDEAS TO ENHANCE


Leadership Studies Minor

Introduction

We suggest you include a short, personal introduction, as well as a 2-3 sentence overview of this portfolio in the context of the Leadership Studies Minor.

This introduction should be a total of 5-7 sentences to maintain readability.

This is YOUR ePortfolio, to be created over time. You will want to continually revise and update your information.



A picture of you, your work, or something of interest to you can make your website more attractive and welcoming.

9. Once you finish updating, click “share” on the top right corner of page

Leadership Studies Minor Updated 13 minutes ago

asde2904@colorado.edu

Share

LEADERSHIP STUDIES MINOR

LEADERSHIP STUDIES MINOR

LEAD 1000: BECOMING A LEADER

ELECTIVES


- LEADERSHIP FOUNDATIONS
- LEADERSHIP APPLICATION
- LEADERSHIP IN CONTEXT

LEAD 4000: CAPSTONE

Leadership Studies Minor

Introduction

We suggest you include a short, personal introduction, as well as a 2-3 sentence overview of this portfolio in the context of the Leadership Studies Minor.



10. Share the page with ismepportfolio@colorado.edu

Manage Site

The screenshot shows the 'Manage Site' interface. On the left is a navigation menu with items: Recent site activity, Pages, Attachments, Page templates, Apps Scripts, Deleted items, General, Sharing and Permissions (highlighted in red), and Themes, Colors, and Fonts. The main content area is titled 'Link to share (only accessible by collaborators)' and contains a text box with the URL 'https://sites.google.com/a/colorado.edu/'. Below this is the 'Who has access' section, which shows 'Specific people can access' with a 'Change...' link. At the bottom, the 'Invite people:' section is highlighted with a red rounded rectangle. It contains a text box with the email address 'ismepportfolio@colorado.edu' and a dropdown menu set to 'Can edit'.