

OFFICE OF CONTRACTS AND GRANTS

CU-Boulder's Office of Contracts and Grants (OCG) provides support to faculty and other university personnel in obtaining and administering funds from external sources for sponsored projects. OCG also protects university interests through the review of proposals, budgets, and awards; contract and grant award negotiations; and administration of funds.

Reporting the Numbers

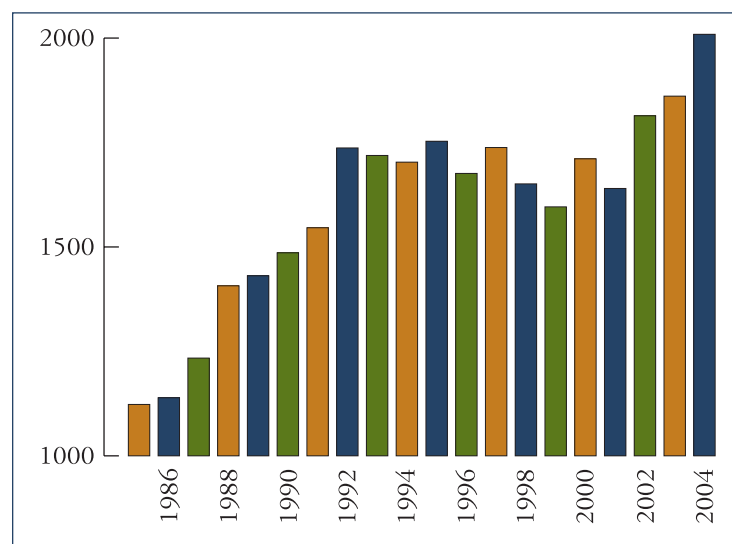
In 2003-04, CU-Boulder sponsored research and other sponsored program activities increased once again to new record levels. The tables and charts in this section show measurable evidence of the quality of work done by the faculty and their success at competing for sponsored project awards. Perhaps most remarkably, approximately 50 percent of the campus's competitive proposals during the past ten years have been funded.

The aggregate dollar value of those awards also rose. During the past fiscal year (2003-04), the dollar value of sponsored project awards received by OCG increased by nearly 4 percent compared to 2002-03. Over the past 10 years, award dollars increased 80 percent; the number of awards increased by 14 percent; and the average award amount increased from \$99,000 to \$159,000.

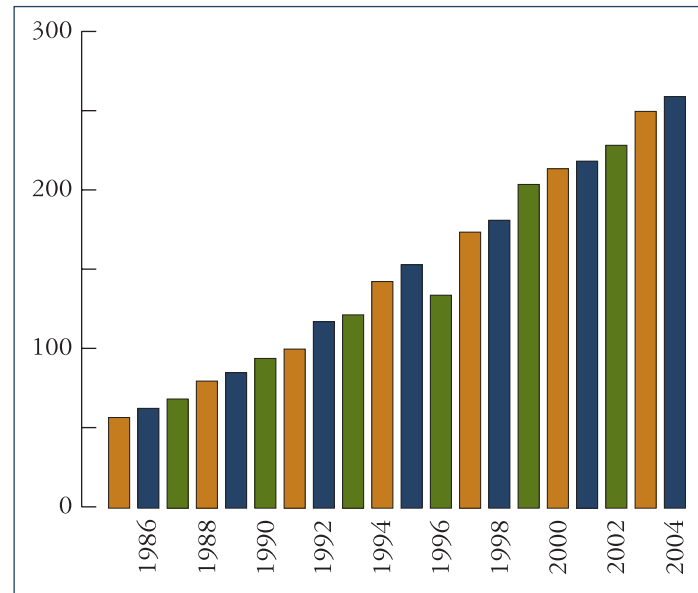
An additional indicator of CU faculty's success in obtaining sponsored project funding from the federal government is the most recent (fiscal year 2002) National Science Foundation survey of federal obligations for science and engineering. That survey continues to rank the University of Colorado four-campus system among the country's top universities. The CU system ranks 10th in total federally funded research and development expenditures among all universities (public and private) and ranks sixth among public universities.

Note that the tables and charts only report information about sponsored research and other sponsored program activities handled through OCG. They do not account for all of the research, training, fellowship, and other scholarly activities on the Boulder campus that may be funded by other sources or that may be unfunded, nor do they report on gifts or student financial aid programs.

**Number of Proposals Submitted through
the Office of Contracts and Grants**



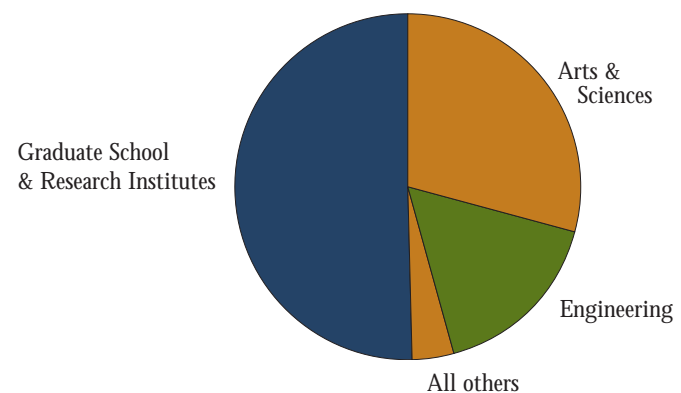
Dollar Value of Awards Received (in millions)



SHOWING CONTINUED SUCCESS

During fiscal year 2003-04, OCG received 1,632 sponsored project awards representing a total dollar value of nearly \$260 million. This is nearly a 4 percent increase in award dollars compared to the previous fiscal year. The total dollar value of sponsored project awards has increased every year since fiscal year 1981-82, except for fiscal year 1995-96 (primarily reflecting a variation in the way that NOAA provided funding to operate one of CU-Boulder's joint institutes).

Most Boulder campus academic departments and disciplines receive sponsored project awards. Thus CU-Boulder students in a broad range of majors benefit from sponsored project activity. In addition, the Boulder campus attracts funding from a wide variety of sources. CU-Boulder has been especially successful in obtaining federal government funding, with approximately 90 percent of all sponsored project funding coming either directly or indirectly from federal government agencies.



AWARDS RECEIVED BY CAMPUS UNIT

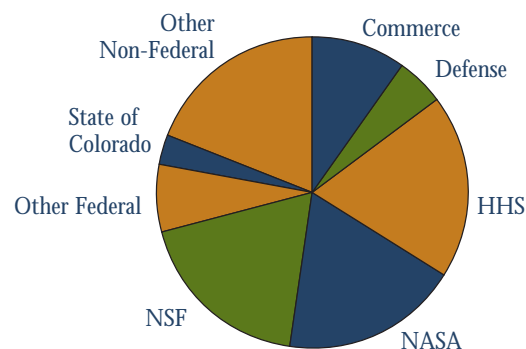
CAMPUS UNIT	NUMBER OF AWARDS	BY CAMPUS UNIT	BY UNIT'S FACULTY THROUGH OTHER UNITS*
Academic Affairs	2	\$ 1,150,882	\$ 550,000
Alliance for Technology, Learning, and Society (ATLAS)	7	424,498	704,057
Administration	1	12,000	
Student Affairs	31	2,713,719	
Continuing Education	1	3,000	
Leeds School of Business	4	1,692,494	
School of Education	22	3,808,121	633,279
School of Journalism and Mass Communication	2	277,999	
School of Law	1	8,633	
Library	5	96,430	
College of Engineering and Applied Science			
Aerospace Engineering	23	2,477,683	1,328,575
Aerospace Engineering—BioServe Space Technologies	17	4,258,614	
Aerospace Engineering—Center for Aerospace Structures	31	3,478,506	
Aerospace Engineering—Colorado Center for Astroynamics Research	53	4,377,143	
<i>Subtotal—Aerospace Engineering</i>	124	14,591,946	
Chemical & Biological Engineering	63	6,136,462	3,405,127
Chem. & Biol. Engineering—Center for Membrane Applied Science and Technology	12	280,739	
<i>Subtotal—Chemical and Biological Engineering</i>	75	6,417,201	
Civil, Environmental, and Architectural (CE&A) Engineering	50	3,975,565	1,912,554
CE&A Eng.—Ctr. for Advanced Decision Support for Water and Environmental Systems	13	1,706,367	
<i>Subtotal—CE&A Engineering</i>	63	5,681,932	
Computer Science	36	4,720,827	1,791,166
Electrical and Computer (E&C) Engineering	39	2,282,379	2,668,888
E&C—Optoelectronic Computing Systems Center	7	2,452,000	
<i>Subtotal—Electrical and Computer Engineering</i>	46	4,734,379	
Mechanical Engineering	43	3,030,779	3,152,747
Mechanical Engineering—Center for Advanced Manufacturing and Packaging	6	510,363	
Mechanical Engineering—Center for Combustion Research	2	429,261	
<i>Subtotal—Mechanical Engineering</i>	51	3,970,403	
College of Engineering Administration	1	35,000	
Integrated Teaching and Learning Laboratory	3	634,403	
Interdisciplinary Telecommunications Program	3	590,058	50,000
Colorado Space Grant Consortium	8	872,559	
BP Center for Visualization	10	554,896	
<i>Subtotal, College of Engineering and Applied Science</i>	420	\$ 42,803,604	

*Research at CU-Boulder is often interdisciplinary and/or involves awards administered by campus centers or institutes. Thus, some faculty have "home" departments, but some or all of their research is administered through another unit. These awards are not included in the column to the left for the "home department." This column provides the additional value of awards for faculty work in an affiliated center, institute, or other department.

CAMPUS UNIT	NUMBER OF AWARDS	BY CAMPUS UNIT	BY UNIT'S FACULTY THROUGH OTHER UNITS
College of Arts and Sciences			
Arts and Sciences Administration	1	\$ 29,975	\$
Anthropology	7	128,636	108,201
Applied Mathematics	23	1,762,501	424,190
Astrophysical and Planetary Sciences (APS)	2	40,500	12,136,511
APS—Center for Astrophysics and Space Astronomy	80	6,059,411	1,065,298
Center for Integrated Plasma Studies	14	1,282,614	1,033,993
Center of the American West	1	10,000	
Center to Advance Research and Training in the Social Sciences	3	531,406	322,307
Chemistry and Biochemistry	88	16,225,198	10,614,657
Classics			88,857
Communication	1	62,000	
CU Art Museum	1	7,730	
East Asian Languages and Civilizations	8	2,467,717	
Ecology and Evolutionary Biology	23	1,967,973	5,135,486
Economics	5	401,059	19,000
English	1	40,000	
Environmental Studies			1,072,581
Fiske Planetarium	1	11,000	4,000
French and Italian	1	4,872	
Geography	14	679,714	2,825,335
Geological Sciences	23	1,280,835	4,623,274
History	8	166,500	10,000
Honors	1	11,070	
Integrative Physiology	49	6,611,768	74,189
Linguistics	1	222,750	1,538,750
Mathematics	3	144,117	
Molecular, Cellular, and Developmental Biology	84	16,170,965	2,540,752
Philosophy	2	114,547	611,087
Physics	56	8,078,837	14,083,251
Political Science	2	8,400	762,517
Program in Atmospheric and Oceanic Sciences	9	803,946	2,434,308
Psychology	63	8,040,311	12,386,866
Religious Studies	1	7,000	
Sociology	2	19,147	3,008,255
Speech, Language, and Hearing Sciences	17	2,488,469	1,878,632
Theatre and Dance	1	7,500	
<i>Subtotal, College of Arts and Sciences</i>	596	75,888,468	
Graduate School and Research Institutes			
Graduate School	8	3,564,249	632,800
Center for Humanities and the Arts	1	10,000	
Center for Limb Atmospheric Sounding	4	3,976,000	
Museum	7	435,857	195,816
Cooperative Institute for Research in Environmental Sciences	167	40,274,272	2,508,199
Institute for Behavioral Genetics	57	11,738,638	778,811
Institute of Arctic and Alpine Research	65	6,319,738	695,979
Institute of Behavioral Science	27	5,078,080	662,872
Institute of Cognitive Science	12	4,274,322	1,250,046
JILA	67	13,765,277	1,385,501
Laboratory for Atmospheric and Space Physics	125	41,372,440	779,642
<i>Subtotal, Graduate School and Research Institutes</i>	540	130,808,873	
Total Awards Received in Fiscal Year 2003-04	1,632	\$ 259,688,721	

AWARDS RECEIVED (BY FUNDING AGENCY)

	NUMBER OF AWARDS	TOTAL AWARDED
Federal Agencies		
Congressional Information Service	1	\$ 10,000
Department of Agriculture	9	355,522
Department of Commerce	64	25,393,665
Department of Defense (DOD)	68	13,129,868
Department of Education	23	4,484,779
Department of Energy (DOE)	36	6,716,634
Department of Health and Human Services (HHS)	195	49,560,893
Department of the Interior	35	2,896,416
Department of Justice	2	877,783
Department of Transportation	1	80,000
Environmental Protection Agency (EPA)	10	1,652,312
Institute of Museum and Library Services	1	7,730
National Aeronautics and Space Administration (NASA)	244	47,708,160
National Endowment for the Humanities	5	209,857
National Science Foundation (NSF)	293	48,281,373
Office of Advanced Technologies and Programs	2	189,800
Peace Corps	1	17,000
Smithsonian Institution	9	264,697
Tennessee Valley Authority	1	300,000
Total Federal Agency Awards	1,000	202,136,489
Non-Federal Agencies		
Jet Propulsion Laboratory (JPL)*	45	2,220,482
National Renewable Energy Laboratory (NREL)*	24	1,008,339
Space Telescope Science Institute*	20	718,494
Other Universities*	122	23,154,503
State of Colorado	59	8,119,333
Industry	158	8,372,637
Miscellaneous (foundations, associations, etc.)	204	13,958,444
Total Non-Federal Agency Awards	632	57,552,232
Total Awards Received in Fiscal Year 2003-04	1,632	\$ 259,688,721



*The asterisked non-federal agencies' awards are either all or nearly all federal subcontracted funds; also, some of the other non-asterisked non-federal agencies' awards involve federal subcontracted funds.

SPONSORED PROJECT EXPENDITURES BY COST CATEGORY

The most accurate way to make year-to-year comparisons of data on research and other sponsored project activity is to look at actual expenditures. The total dollar amount of sponsored research expenditures on the Boulder campus has increased dramatically over the years. The oldest known campus records of sponsored project expenditures show \$2.1 million spent in fiscal year 1960-61. Four decades later, total sponsored project expenditures were \$246 million in fiscal year 2003-04.

The chart below categorizes sponsored project expenditures by source of funds and by category of expense for fiscal year 2003-04. Note that

much of the other non-federal funds are actually subcontracted federal funds. Therefore, about 90 percent of CU-Boulder's sponsored project activity involves federal support.

As the data on sponsored project expenditures show, more than half of the total expenditures represent salary, fringe benefits, stipends, and tuition for personnel, including student support. Thus, sponsored project awards generate jobs, including jobs for students, and contribute to the economic activity and health of Boulder and the entire state of Colorado.

	TOTAL EXPENDED	FEDERAL AWARDS	STATE OF COLORADO AWARDS	INDUSTRY AWARDS	OTHER NON-FEDERAL AWARDS
Salaries & Wages	\$ 99,553,442	79,912,620	2,782,206	5,138,477	11,720,139
Fringe Benefits	18,896,287	14,972,120	494,189	938,235	2,491,743
Tuition	4,110,998	2,970,043	90,692	519,003	531,260
Stipends	8,139,233	7,232,405	270,221	78,978	557,629
Supplies & Services	24,049,684	18,284,221	1,192,151	1,203,481	3,369,831
Subcontracts & Subawards	29,769,988	17,954,677	233,112	265,024	11,317,175
Travel	6,838,137	5,303,667	139,026	293,723	1,101,721
Equipment	6,597,667	5,566,662	424,944	278,271	327,790
Indirect Costs	48,345,135	38,593,469	1,446,935	2,398,921	5,905,810
Totals	\$ 246,300,571	190,789,884	7,073,476	11,114,113	37,323,098
		77.5%	2.9%	4.5%	15.1%

RESEARCH AND OTHER SPONSORED PROGRAM EXPENDITURES BY CAMPUS UNIT

CAMPUS UNIT	EXPENDITURES
Academic Affairs	\$ 477,907
Alliance for Technology, Learning, and Society (ATLAS)	861,836
Continuing Education	14,241
Administration	81,536
Student Affairs	3,347,563
Leeds School of Business	1,812,034
Library	32,129
School of Architecture and Planning	2,381
School of Education	5,660,726
School of Journalism and Mass Communication	324,933
School of Law	4,208
 College of Engineering and Applied Science	
Aerospace Engineering	2,376,302
Aerospace Engineering—BioServe Space Technologies	3,072,515
Aerospace Engineering—Center for Aerospace Structures	2,931,107
Aerospace Engineering—Colorado Center for Astroynamics Research	2,980,303
<i>Subtotal—Aerospace Engineering</i>	11,360,227
Chemical and Biological Engineering	4,270,125
Chemical and Biological Engineering—Center for Membrane Applied Science and Technology	1,241,142
<i>Subtotal—Chemical and Biological Engineering</i>	5,511,267
Civil, Environmental, and Architectural (CE&A) Engineering	3,757,247
CE&A Engr.—Center for Advanced Decision Support for Water & Environ. Systems	1,441,669
<i>Subtotal—CE&A Engineering</i>	5,198,916
Computer Science	5,960,513
Electrical and Computer (E&C) Engineering	2,320,746
E&C Engineering—Optoelectronic Computing Systems Center	1,576,431
<i>Subtotal—Electrical and Computer Engineering</i>	3,897,177
Mechanical Engineering	2,586,153
Mechanical Engineering—Center for Advanced Manufacturing and Packaging	1,048,067
Mechanical Engineering—Center for Combustion Research	203,745
<i>Subtotal—Mechanical Engineering</i>	3,837,965
College of Engineering Administration	42,628
Integrated Teaching and Learning Laboratory	502,393
Interdisciplinary Telecommunications Program	452,656
Colorado Space Grant Consortium	837,313
BP Center for Visualization	500,046
<i>Subtotal, College of Engineering and Applied Science</i>	\$ 38,101,101

CAMPUS UNIT	EXPENDITURES
College of Arts and Sciences	
Arts and Sciences Administration	\$ 11,688
Anthropology	131,058
Applied Mathematics	2,145,506
Art and Art History	15,204
Astrophysical and Planetary Sciences	37,248
Center for Astrophysics and Space Astronomy	7,414,150
Center for Integrated Plasma Studies	1,327,855
Center of the American West	753
Center to Advance Research and Teaching in the Social Sciences	369,286
Chemistry and Biochemistry	10,834,184
Communication	73,212
CU Art Museum	2,421
East Asian Languages and Civilizations	1,821,051
Ecology and Evolutionary Biology	1,780,605
Economics	137,654
English	101,952
Fiske Planetarium	23,000
Geography	850,763
Geological Sciences	1,117,189
German and Slavic Languages and Literatures	-68
History	80,138
Honors	93
Integrative Physiology	4,667,583
Linguistics	71,649
Mathematics	266,493
Molecular, Cellular, and Developmental Biology	14,297,299
Philosophy	38,667
Physics	7,397,748
Political Science	23,826
Program in Atmospheric and Oceanic Sciences	1,376,769
Psychology	6,281,555
Religious Studies	2,419
Sociology	1,489
Speech, Language, and Hearing Sciences	1,913,550
Theatre and Dance	7,500
<i>Subtotal, College of Arts and Sciences</i>	64,621,489
Graduate School and Research Institutes	
Graduate School	2,668,199
Center for Humanities and the Arts	-2,869
Center for Limb Atmospheric Sounding	4,446,507
Museum	529,674
Cooperative Institute for Research in Environmental Sciences	39,534,723
Institute for Behavioral Genetics	9,713,709
Institute of Arctic and Alpine Research	6,226,252
Institute of Behavioral Science	7,477,568
Institute of Cognitive Science	5,060,281
JILA	18,653,902
Laboratory for Atmospheric and Space Physics	36,650,541
<i>Subtotal, Graduate School and Research Institutes</i>	130,958,487
Total Expenditures	\$ 246,300,571