

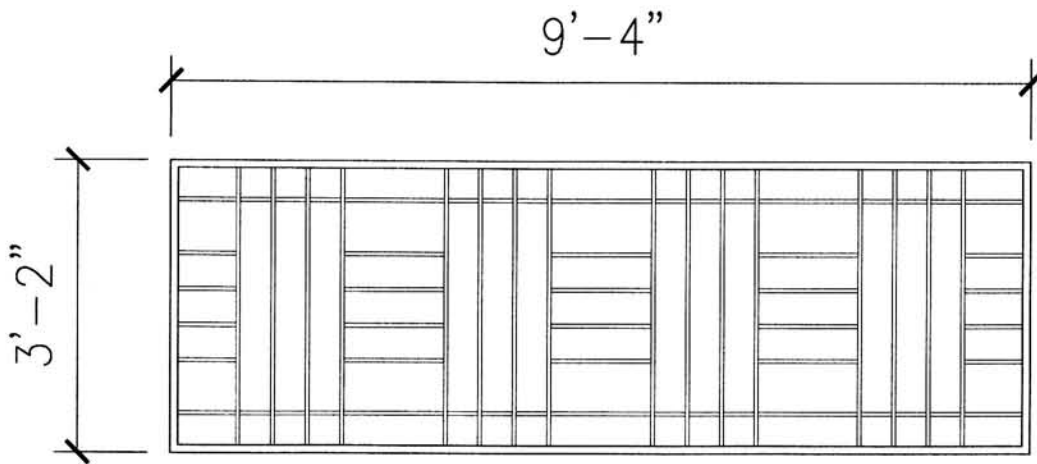


Design- Build Technical Criteria
Andrews Hall Renovation - PR 002504
Addendum No. 1
December 14, 2007

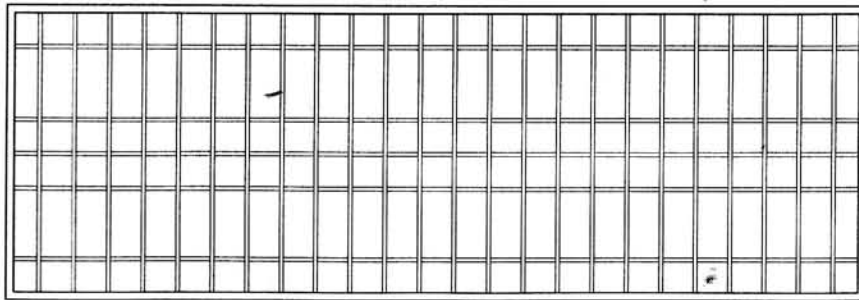
1. On page 7, under “Staging,” **ADD** the paragraph: “Provide a temporary storage shed for the CU Grounds Maintenance crew within the staging area, but with access from outside the staging area. Shed should be approximately 10’ x 15’ and in place for use by the CU crew throughout construction.”
2. On page 7, under “Accessibility,” **DELETE**: “At the west wing, access must be provided to all residential areas, this may entail the installation of a new elevator to access the third level.”
3. On page 22, under “Great Room, Other Design Considerations,” **ADD**: “Fireplace treatment: provide decorative metal grill fabricated with black powder-coated bar stock with wire mesh lining. See Attachment 1 for design examples.”
4. On page 33, under “SITE,” **ADD**:
“K. Remove and replace concrete path on the north side of the site.
L. If staging is allowed on the pedestrian path and/or plaza on the south side of the buildings, all paving must be replaced to match adjacent paving when construction is completed.
M. Replace existing heat trace system with new system to match existing system.”
5. On page 34, under “BUILDING ENVELOPE,” **DELETE**: “The new units should be anchored in-place with aluminum stops similar to existing construction.” **ADD**: “The new window units shall be in black metal frames similar to Arnett Hall.”
6. On page 35, under “INSULATE THE BUILDING ENVELOPE,” **ADD** Item 4: “Fold and staple seams to insure the continuity of the vapor barrier on all batt insulation.”
7. On page 36, under “CLAD THE ROOF WOOD FASCIAS,” **ADD** Item 5: “Replace dry rot wood as necessary.”
8. On page 37, under “ACCESSIBILITY,” **DELETE**: “The third level of the ‘West Wing’ shall be made accessible to the second floor.” **ADD**: “ADA access is required to the main entry on the south side by a means designed by the design/build entity.”
9. On page 38, under “BEDROOMS, 2. Closets, d. Doors,” **DELETE**: “latchsets” and **ADD**: “door pulls.”

Andrews Design- Build Technical Criteria – Addendum No. 1 (continued)

10. On page 41, under “OFFICES, RECEPTION ROOMS AND OFFICE WORK ROOM/OFFICE-STORAGE ROOM, 3. Casework, b. Reception Rooms,” **ADD** Item 3: “Provide fifteen (15) mailboxes at reception area. Mailboxes to be 12” W x 12” D x 4” H.”
11. On page 45, under “COMMON BATHROOMS, 3. Finishes,” **ADD**: “f. Provide tile accent band on all walls in common bathrooms. Each wing shall have a different color accent band.”
12. Page 54, dimensions on the Common Bathroom Vanity Profile have been **REVISED**. See Attachment 2.
13. On page 56, under “CHILLED WATER SYSTEMS, C.,” **ADD**: “The Chilled Water pipes for the future connections will be routed through the north foundation wall of the west building (mechanical room) and extend 5 feet beyond the wall, where they will be capped with flanges and blind flanges on the end. The pipes will transition from carbon steel to PVC-80 with butterfly valves and flanges before penetrating the foundation wall and will continue to be PVC-80 to the end. The PVC-80 lines will be insulated per UCB specifications in the mechanical room and will not be insulated through the foundation wall or outside of the building. The insulation at the foundation wall will be sealed to prevent condensation. The penetration of the foundation wall will be sealed using Link-Seal. The exterior piping will be bedded with a minimum of 6" of pea-gravel on undisturbed soil. The sides and top will be surrounded with pea gravel, with a minimum of 6" on top. Backfill will be free of large stones.”
14. On page 56, under “B. BEDROOM, SUITE AND FACULTY IN RESIDENCE APARTMENT HVAC SYSTEMS, 1.,” **ADD**: “Isolation valves on all supply and return lines shall be easily accessed and serviced by CU maintenance staff.”
15. On page 65, under “FIRE ALARM SYSTEM, G.,” **ADD**: “Follow the UCB Standards which can be found on the CU website under Current Electrical Standards, Section 16720, Fire Alarm and Detection Systems.”
16. On page 66, under INFORMATION TECHNOLOGY, Item A,1., **DELETE**: “Provide a wireless system, only, in the following spaces: a. Great Room, b. Floor/Study Lounges (all types), c. Classroom” and **ADD**: “Provide a wireless system throughout the building.”



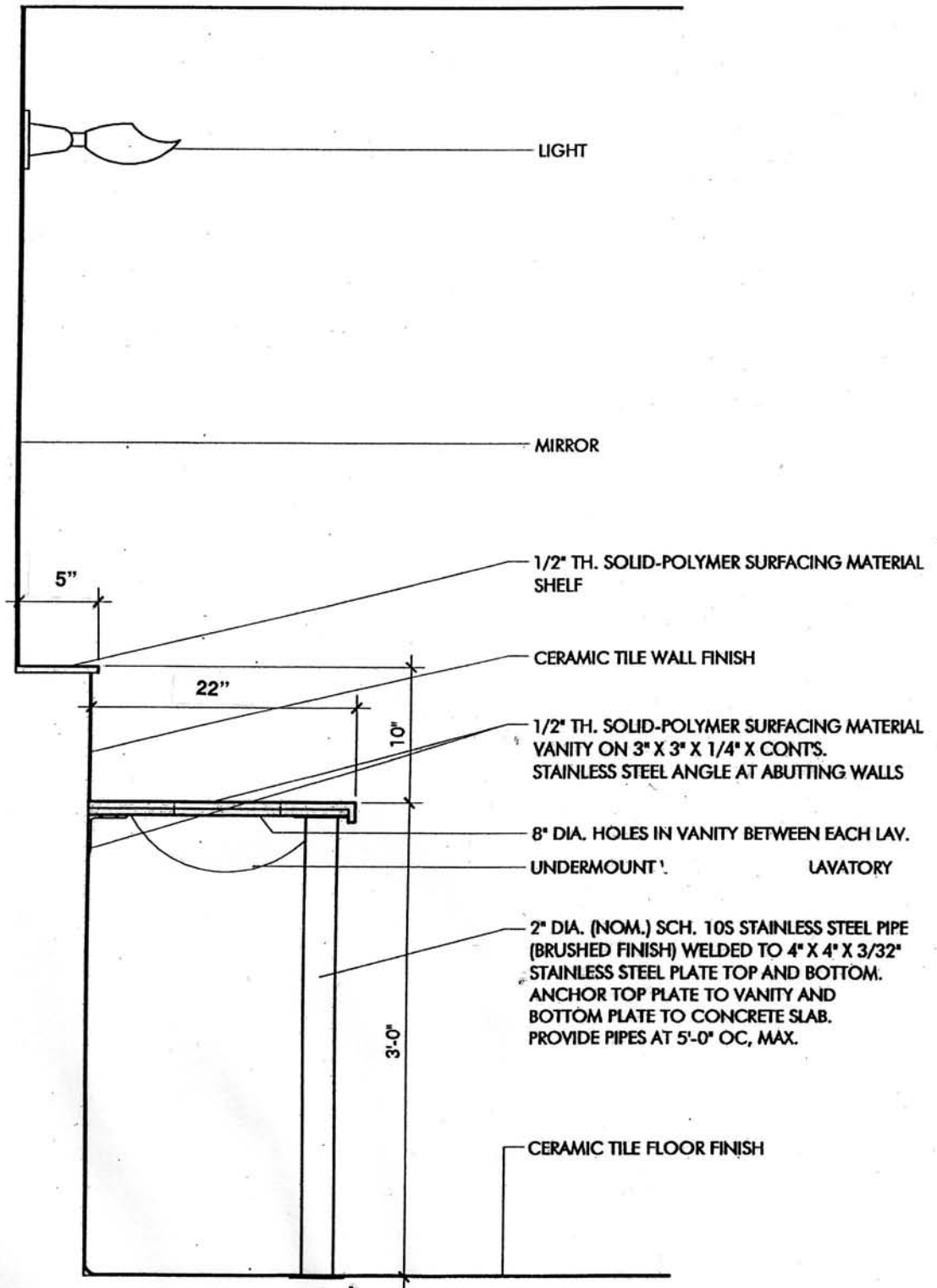
OPTION 1



OPTION 2

Decorative Metal Grill Examples

Attachment 1



Common Bathroom Vanity Profile