

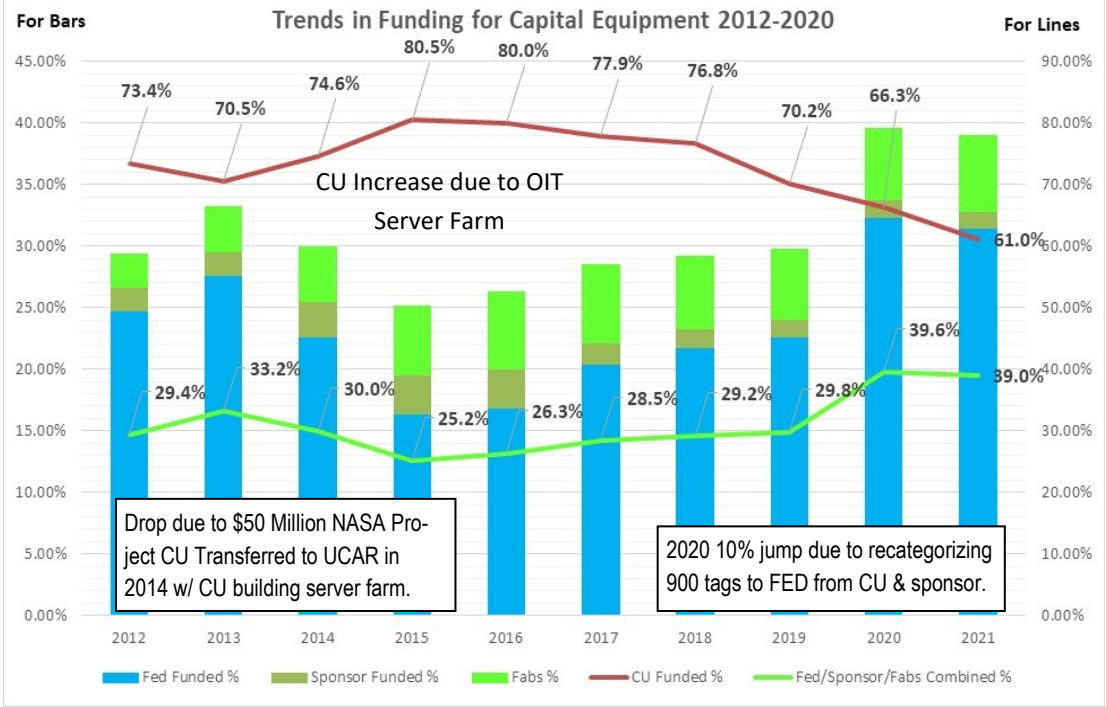
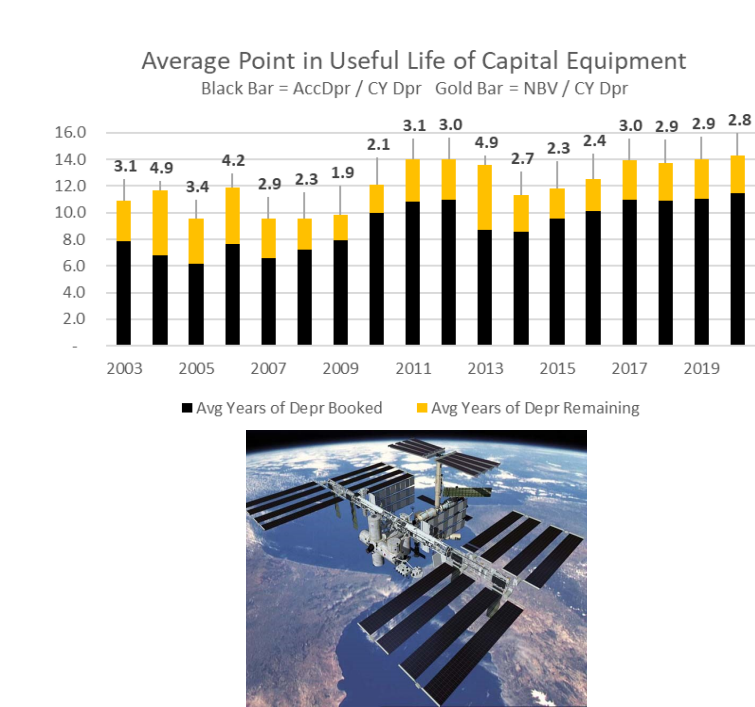
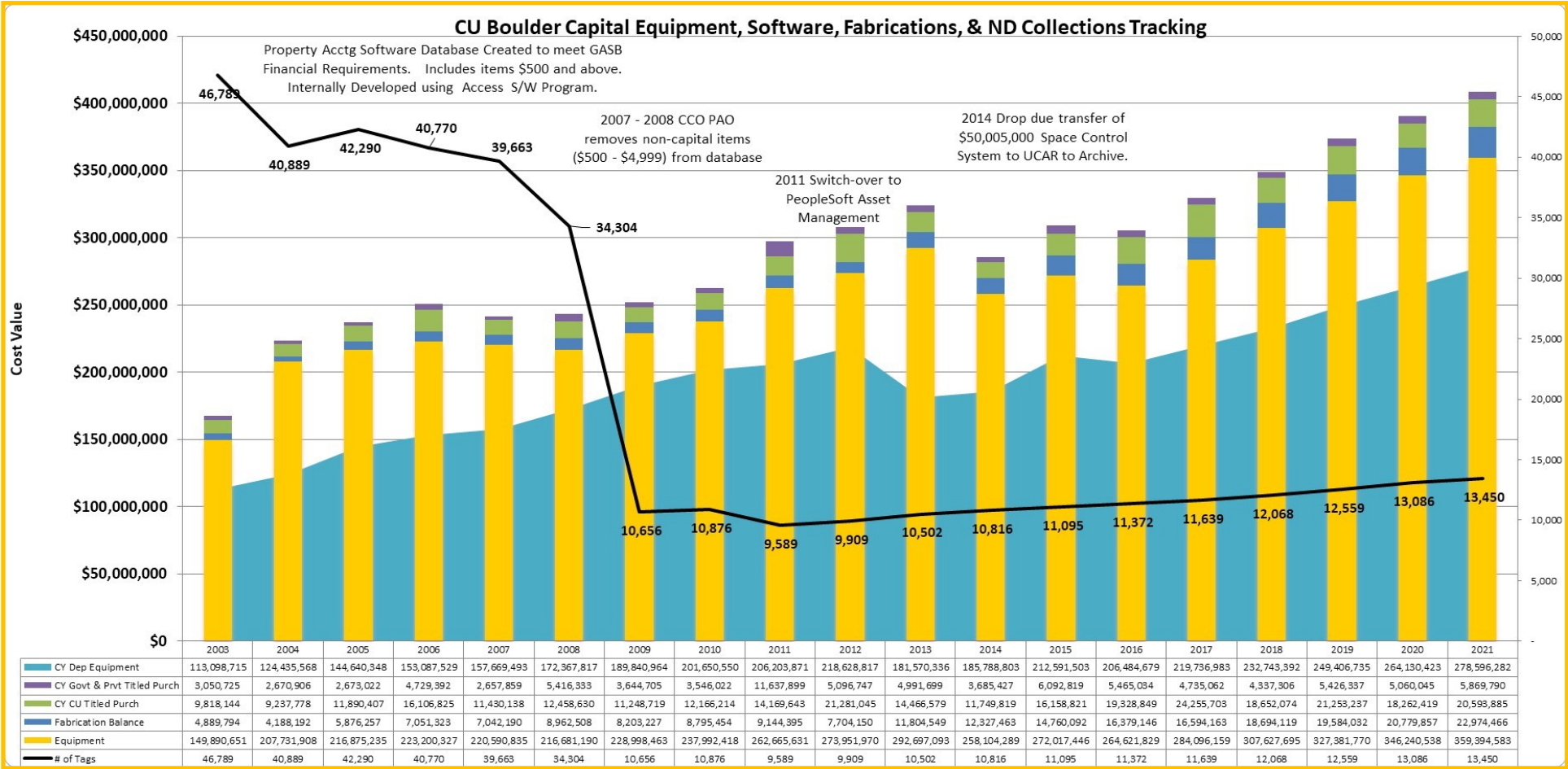
CU Boulder's Capital Activity FY21 for Moveable Items

Equipment, Software, Fabrications, Gift in Kinds & Non-depreciable Collections

Using the last 5 years:

On average, 73 pieces of new capital equipment added per month totaling on average \$21.5 million dollars per year. Fabrications account for 375+ transactions per month totaling on average \$4.2 million dollars per year. UCB has 374 active fabrication tags, . Retirements of all tagged assets average around 450 per year totaling around \$9.5 million.

13,450 capital equipment tags (including software, fabs and non-depr collections) totaling \$385 million in cost are tracked by the CCO. The chart shows capitalized plus CY spending breakdown. These tags are divided into eight quarterly inventory periods over a two-year cycle. Tagged equipment has a tendency to move around campus, 30% of tags inventoried either moved around campus, off campus or to another university within the inventory cycle. This movement translates into 2,000 database changes per year.



FY21	# of Tags	Dept. Name	FY2020	FY018
Rank	# of Tags	Dept. Name	# of Tags	# of Tags
1	1,844	OIT	2,188	1,987
2	1,449	JILA	1,476	1,462
3	821	CHEM & BIOCHEM	799	789
4	677	LASP	675	661
5	613	PHYSICS	576	541
6	592	CIRES	642	642
7	589	ELECT-COMP ENG	545	545
8	474	MECHANICAL ENG	428	349
9	452	FACILITIES MGMT	402	421
10	441	MCDB	491	447
	436	HOUSING/STUDENT HEALTH	385	405
11				
12	289	AEROSPACE	285	239
13	276	INSTARR	282	273
14	277	CIVIL ENGINEERING	253	189
15	271	BIOFRONTIER	248	227
16	252	IPHY	235	214
17	211	ATHLETICS	183	199
18	186	REC CENTER	183	143
19	169	POLICE DEPT	142	138
20	162	PYSCHOLOGY	153	184
	10,481	Subtotal of Top 20	10,571	10,055
	79%	% of Total Tags	81%	79%

Fun Facts About Our Equipment

- Only university to have equipment reach all planets (including Pluto) in our solar system.
- Many tags have permanent residence on the International Space Station. Some travel back and forth from ISS to campus.
- FY20 655 tags \$21.5 million are located off campus. Equipment is on all seven continents.
- Approximately 100 tons of equipment was shipped to the Artic Circle for the Mosaic Project.

Useful Trivia Regarding The Useful Lives of Tags & Collectibles!

- Average weighted estimated useful life is 6.1 years
- Average weighted historical life is 9.7 yrs
- November 1, 2012 is the median date of purchase (equal # of items bought before and after this date)
- Oldest tagged item is a Persian rug from 1931
- Departments are constructing 374 unique pieces of equipment w/ a cost-to-date of \$22+ million
- Our campus is home to \$12.7 million dollars of art-work and collections, including the largest collection of Ralphie Statues!
- Our campus hosts another \$10 million of collectibles for other entities; e.g. largest collection of dinosaur tracks for national parks where they were excavated and a number of vintage pipe organs.