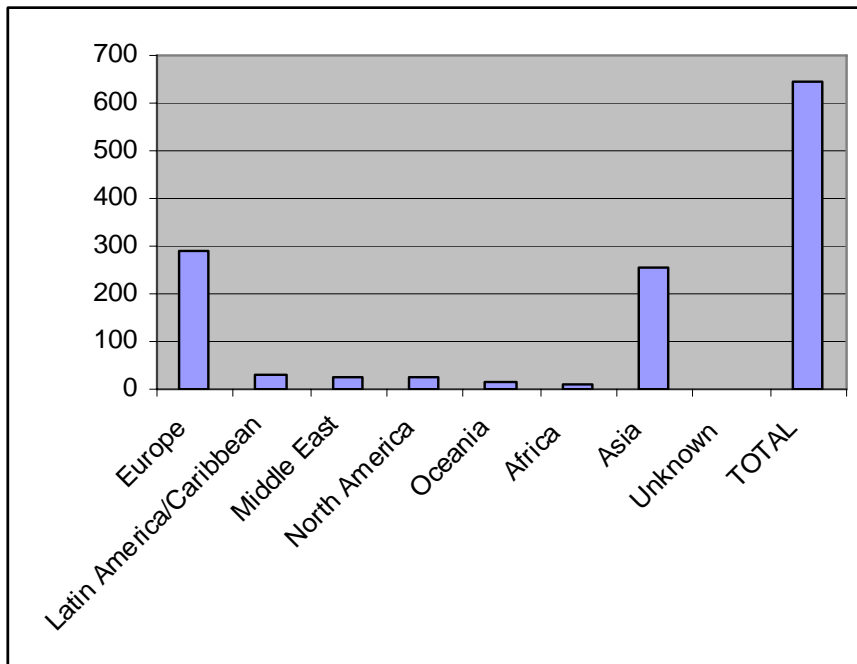


2006-2007 INTERNATIONAL SCHOLAR STATISTICS

A total of 646 international scholars (postdocs, researchers, faculty) from 61 countries participated in either teaching or research at the University of Colorado at Boulder for the 2006-2007 year.

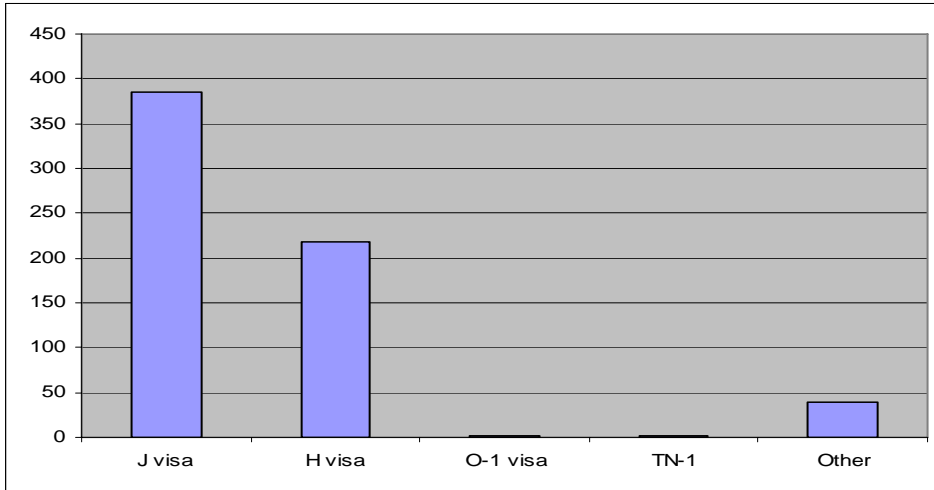
1) REGIONS WHERE THEY COME FROM:

| | |
|-------------------------|-----|
| Europe | 290 |
| Latin America/Caribbean | 29 |
| Middle East | 25 |
| North America | 23 |
| Oceania | 17 |
| Africa | 8 |
| Asia | 253 |
| Unknown | 1 |
| TOTAL | 646 |



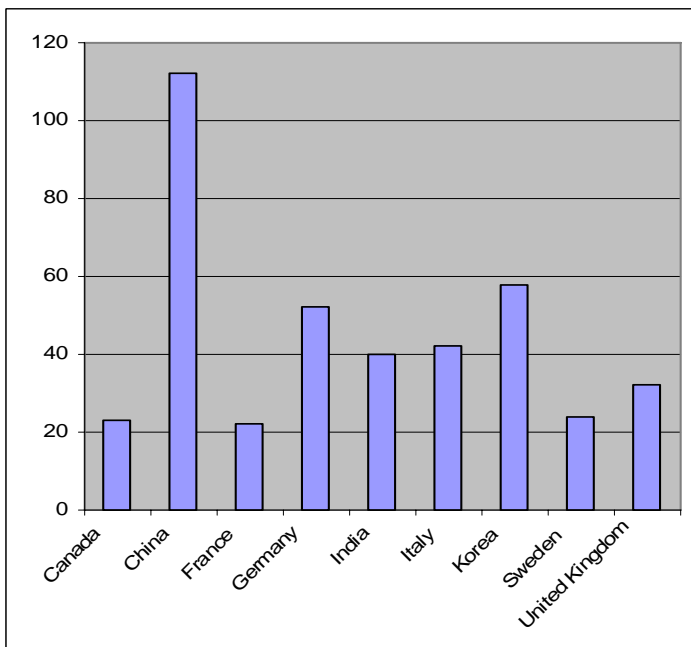
2) VISA CATEGORIES HELD BY SCHOLARS:

| | |
|----------|-----|
| J visa | 385 |
| H visa | 218 |
| O-1 visa | 2 |
| TN-1 | 2 |
| Other | 39 |



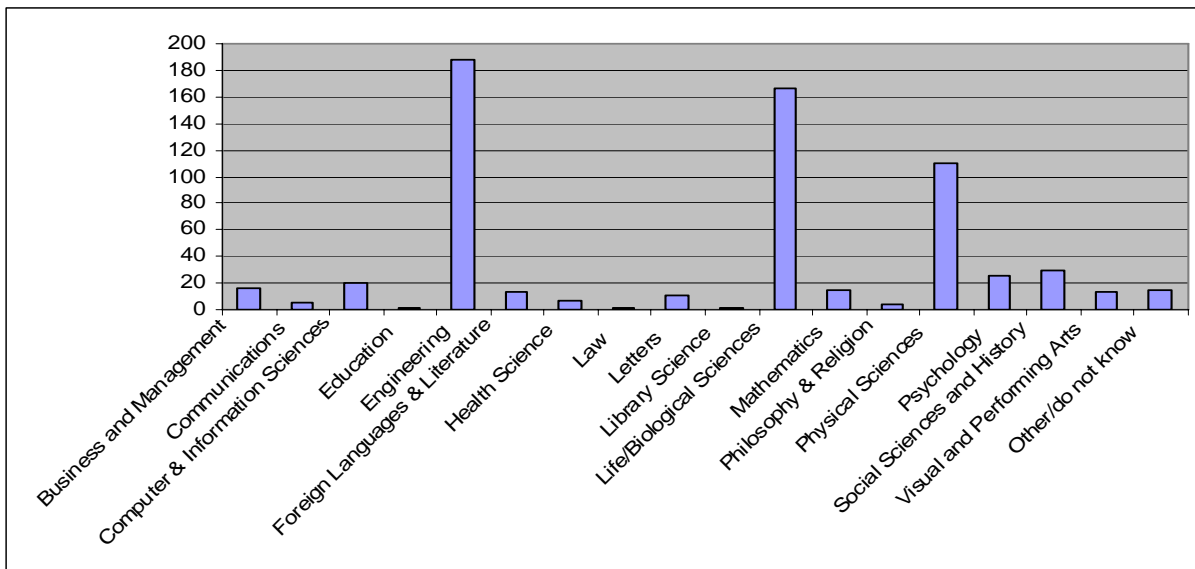
3) COUNTRIES WITH MORE THAN 20 SCHOLARS REPRESENTED:

| | |
|----------------|-----|
| Canada | 23 |
| PR China | 112 |
| France | 22 |
| Germany | 52 |
| India | 40 |
| Italy | 42 |
| South Korea | 58 |
| Sweden | 24 |
| United Kingdom | 32 |



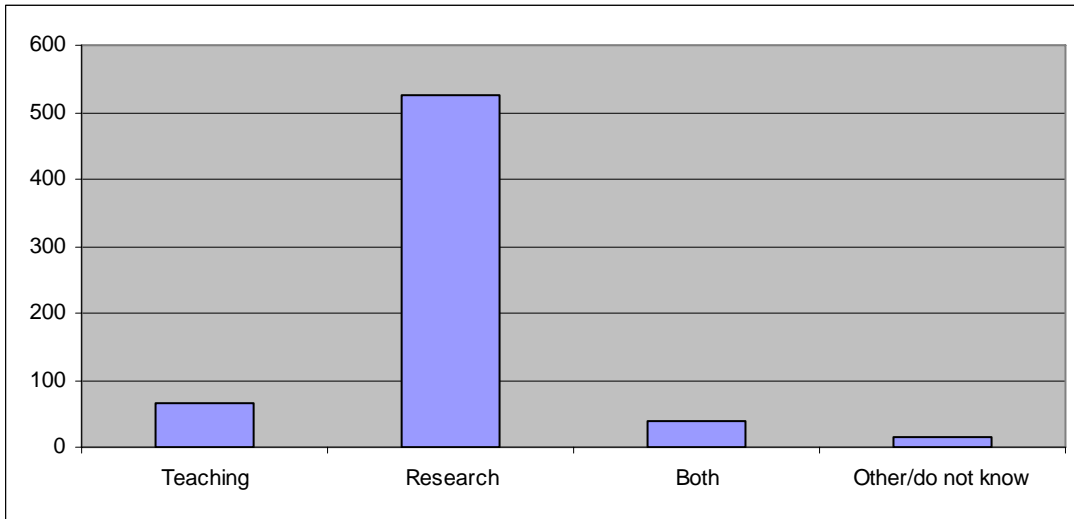
4) SCHOLAR FIELDS OF SPECIALIZATION:

| | |
|---------------------------------|------------|
| Business and Management | 16 |
| Communications | 6 |
| Computer & Information Sciences | 20 |
| Education | 1 |
| Engineering | 188 |
| Foreign Languages & Literature | 13 |
| Health Science | 7 |
| Law | 2 |
| Letters | 11 |
| Library Science | 2 |
| Life/Biological Sciences | 166 |
| Mathematics | 15 |
| Philosophy & Religion | 4 |
| Physical Sciences | 110 |
| Psychology | 26 |
| Social Sciences and History | 30 |
| Visual & Performing Arts | 14 |
| Other/Do not know | 15 |
| TOTAL | 646 |



5) PRIMARY FUNCTION AT CU, TEACHING OR RESEARCH:

| | |
|-------------------|------------|
| Teaching | 67 |
| Research | 526 |
| Both | 38 |
| Other/do not know | 15 |
| TOTAL | 646 |



6) TRENDS IN CU BOULDER SCHOLAR PARTICIPATION FROM 1993 TO 2007:

