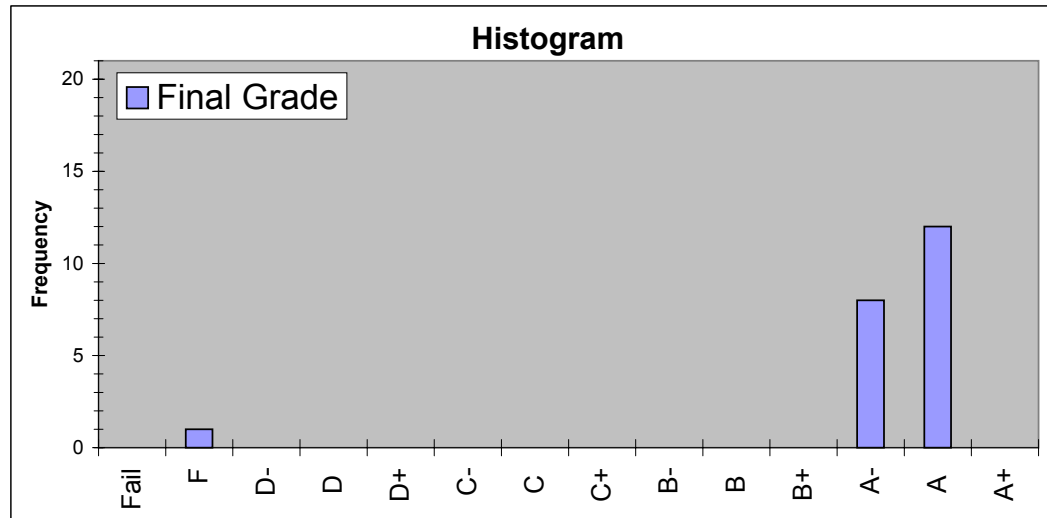


Final Grade	Space Hardware Design									Grade
Fall 2003 Grade	HW1	HW1	HW3	HW4	HW5	MID	FIN	PRO	Total	
	0.05	0.05	0.05	0.05	0.05	0.25	0.25	0.25	1.0	
416J0A	100%	100%	100%	100%	100%	98%	97%	92%	97%	A
FLIGHT	93%	96%	96%	100%	100%	98%	94%	96%	96%	A
339783	100%	100%	100%	100%	100%	94%	97%	88%	95%	A
smpaar	93%	79%	98%	100%	100%	95%	85%	96%	93%	A-
Forty4	93%	96%	92%	95%	100%	93%	90%	90%	92%	A-
gobufs	93%	96%	92%	95%	100%	93%	94%	92%	93%	A-
7144	100%	98%	96%	100%	100%	93%	92%	96%	95%	A
171649	100%	94%	92%	100%	100%	98%	85%	100%	95%	A
TLAG12	100%	98%	100%	100%	100%	94%	92%	100%	96%	A
007HBJ	100%	98%	100%	100%	100%	100%	92%	88%	95%	A
TWOPAE	93%	96%	96%	100%	100%	97%	89%	98%	95%	A
002877	93%	96%	100%	100%	100%	98%	94%	96%	96%	A
A87111	100%	100%	100%	100%	100%	100%	100%	100%	100%	A
843623	100%	100%	100%	100%	100%	95%	100%	100%	99%	A
RRIM8E	100%	92%	92%	100%	100%	100%	97%	96%	96%	A
759JHA	100%	98%	96%	100%	100%	97%	77%	96%	92%	A-
TiMT2g	100%	94%	96%	100%	100%	95%	97%	96%	97%	A
310010	93%	98%	100%	100%	100%	95%	81%	98%	93%	A-
092052	93%	96%	92%	95%	100%	93%	94%	100%	96%	A
flying	100%	100%	100%	100%	100%	100%	92%	98%	97%	A
xxxxx	0%	0%	0%	0%	100%	0%	0%	0%	5%	IF
Average	93%	92%	92%	95%	100%	92%	87%	91%	91%	
Min	0%	0%	0%	0%	100%	0%	0%	0%	5%	
Max	100%	100%	100%	100%	100%	100%	100%	100%	100%	
available	5%	5%	5%	5%	5%	25%	25%	25%	100%	

Fall 2003

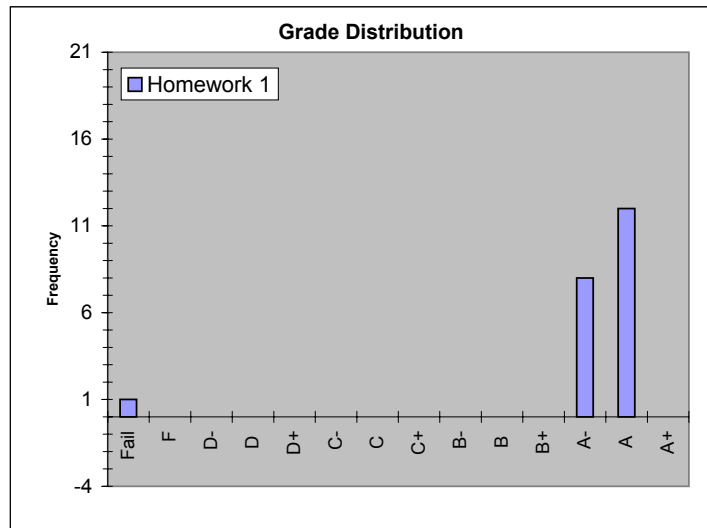
Final Grade	Bin	Frequency
95.0 - 100.0	A	
90.0 - 94.99	A-	
85.0 - 89.99	B+	
80.0 - 84.99	B	
75.0 - 79.99	B-	
70.0 - 74.99	C+	
60.0 - 64.99	C-	
55.0 - 59.99	D+	
50.0 - 54.99	D	

Grade	Score	Bin	Frequency
Fail	0%	Fail	0
F	45%	F	1
D-	50%	D-	0
D	55%	D	0
D+	60%	D+	0
C-	65%	C-	0
C	70%	C	0
C+	75%	C+	0
B-	80%	B-	0
B	85%	B	0
B+	90%	B+	0
A-	95%	A-	8
A	100%	A	12
A+	110%	A+	0



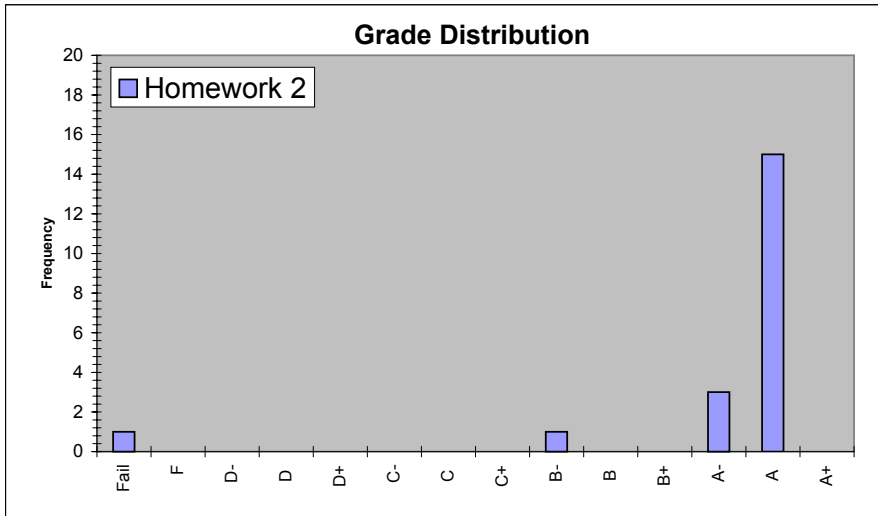
Fall 2003 HW 1	1	2	3	Total 1-5	
	4	6	5	15.0	100%
416J0A	4	6	5	15.0	100%
FLIGHT	4	6	4	14.0	93%
339783	4	6	5	15.0	100%
smpaar	3	6	5	14.0	93%
Forty4	3	6	5	14.0	93%
gobufs	3	6	5	14.0	93%
7144	4	6	5	15.0	100%
171649	4	6	5	15.0	100%
TLAG12	4	6	5	15.0	100%
007HBJ	4	6	5	15.0	100%
TWOPAE	4	6	4	14.0	93%
002877	4	6	4	14.0	93%
A87111	4	6	5	15.0	100%
843623	4	6	5	15.0	100%
RRIM8E	4	6	5	15.0	100%
759JHA	4	6	5	15.0	100%
TiMT2g	4	6	5	15.0	100%
310010	4	6	4	14.0	93%
092052	4	5	5	14.0	93%
flying	4	6	5	15.0	100%
xxxxx				0.0	0%
Average	3.85	5.95	4.8	13.9	93%
Min	3	5	4	0.0	0%
Max	4	6	5	15.0	100%
available	4	6	5	15.0	100%

Grade	Score	Bin	Frequency
Fail	0%	Fail	1
F	45%	F	0
D-	50%	D-	0
D	55%	D	0
D+	60%	D+	0
C-	65%	C-	0
C	70%	C	0
C+	75%	C+	0
B-	80%	B-	0
B	85%	B	0
B+	90%	B+	0
A-	95%	A-	8
A	100%	A	12
A+	110%	A+	0



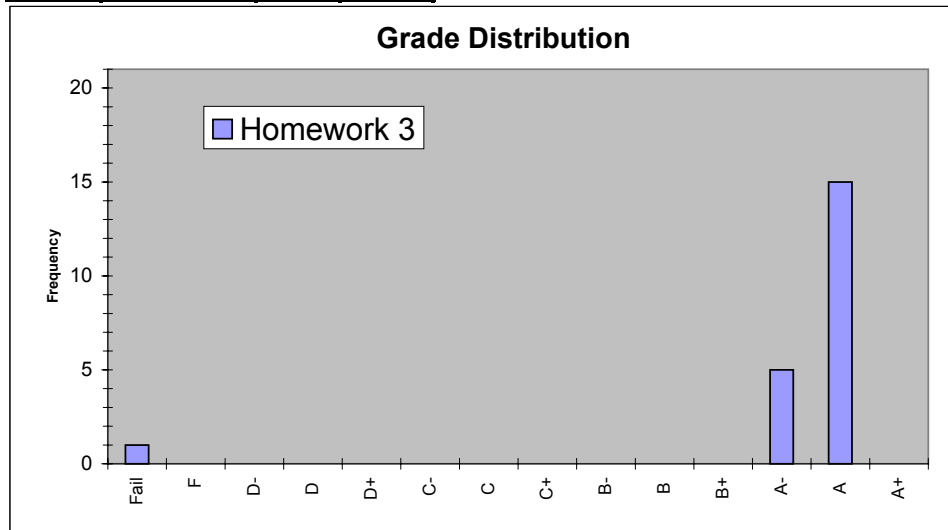
Fall 2003	Ofoam	Qlid	Qp	Qfml	expl	Qpml	Ql-ch	Qpml	Qel	Qrad	Qint	Qout	Qconc	Qdt	Qhp	Pmax	dT	Qpump	N	Pel	Q airhx	CFM	CFM t	pick	Total	
HW 2	1	2	3	4	5	6	7	8	9	10	11	12	13	14	15	16	17	18	19	20	21	22	23	24		
	14.861	64.181	79.042	14.735	expl	78.917	5.338	20.072	7	3.75	10.75	30.822	7.833	11.058	41.879	46/60/92	22	8.6/11.5/17.3	5/4/3	57.8/60.1/69.3	99.6W	17.5	9/21/30/38	38		
	1	1	1	1	1	1	1	1	1	1	1	1	1	1	1	1	1	1	1	1	1	1	1	1	24.0	100%
416J0A	1	1	1	1	1	1	1	1	1	1	1	1	1	1	1	1	1	1	1	1	1	1	1	1	24.0	100%
FLIGHT	1	0	1	1	1	1	1	1	1	1	1	1	1	1	1	1	1	1	1	1	1	1	1	1	23.0	96%
339783	1	1	1	1	1	1	1	1	1	1	1	1	1	1	1	1	1	1	1	1	1	1	1	1	24.0	100%
smpaar	1	1	1	1	0	1	1	1	1	1	1	1	0.5	0.5	1	1	1	0	1	1	0.5	0.5	0	1	19.0	79%
Forty4	1	1	1	1	1	1	0.5	1	1	1	1	1	1	1	1	1	1	1	1	1	1	0.5	1	1	23.0	96%
gobufs	1	1	1	1	1	1	0.5	1	1	1	1	1	1	1	1	1	1	1	1	1	1	0.5	1	1	23.0	96%
7144	1	1	1	1	1	1	1	1	1	1	1	1	1	1	1	1	1	1	1	1	1	0.5	1	1	23.5	98%
171649	1	1	1	1	1	1	1	1	1	1	1	1	1	0.5	1	1	1	0.5	1	1	1	0.5	1	1	22.5	94%
TLAG12	1	1	1	1	1	1	0.5	1	1	1	1	1	1	1	1	1	1	1	1	1	1	1	1	1	23.5	98%
007HBJ	1	1	1	1	1	1	1	1	1	1	1	1	1	1	1	1	1	0.5	1	1	1	1	1	1	23.5	98%
TWOPAE	1	1	1	1	0	1	1	1	1	1	1	1	1	1	1	1	1	1	1	1	1	1	1	1	23.0	96%
002877	1	0	1	1	1	1	1	1	1	1	1	1	1	1	1	1	1	1	1	1	1	1	1	1	23.0	96%
A87111	1	1	1	1	1	1	1	1	1	1	1	1	1	1	1	1	1	1	1	1	1	1	1	1	24.0	100%
843623	1	1	1	1	1	1	1	1	1	1	1	1	1	1	1	1	1	1	1	1	1	1	1	1	24.0	100%
RRIM8E	1	1	1	0	1	1	0	1	1	1	1	1	1	1	1	1	1	1	1	1	1	1	1	1	22.0	92%
759JHA	1	1	1	1	1	1	0.5	1	1	1	1	1	1	1	1	1	1	1	1	1	1	1	1	1	23.5	98%
TiMT2g	1	1	1	1	1	0	1	1	1	1	1	1	1	1	1	1	1	1	1	1	1	1	0.5	22.5	94%	
310010	1	1	1	1	1	1	1	1	1	1	1	1	1	1	1	1	0.5	1	1	1	1	1	1	1	23.5	98%
092052	1	1	1	1	1	1	1	1	1	1	1	1	1	1	1	1	0.5	1	1	1	1	0.5	1	1	23.0	96%
flying	1	1	1	1	1	1	1	1	1	1	1	1	1	1	1	1	1	1	1	1	1	1	1	1	24.0	100%
xxxxx																									0.0	0%
Average	1.00	0.90	1.00	0.95	0.90	1.00	0.80	1.00	1.00	1.00	1.00	1.00	0.98	0.95	1.00	1.00	1.00	0.88	0.98	1.00	0.98	0.85	0.95	0.98	22.0	92%
Min	1.00	0.00	1.00	0.00	0.00	1.00	0.00	1.00	1.00	1.00	1.00	1.00	0.50	0.50	1.00	1.00	1.00	0.00	0.50	1.00	0.50	0.50	0.00	0.50	0.0	0%
Max	1.00	1.00	1.00	1.00	1.00	1.00	1.00	1.00	1.00	1.00	1.00	1.00	1.00	1.00	1.00	1.00	1.00	1.00	1.00	1.00	1.00	1.00	1.00	1.00	24.0	100%
available	1.00	1.00	1.00	1.00	1.00	1.00	1.00	1.00	1.00	1.00	1.00	1.00	1.00	1.00	1.00	1.00	1.00	1.00	1.00	1.00	1.00	1.00	1.00	1.00	24.0	100%

Grade	Score	Bin	Frequency
Fail	0%	Fail	1
F	45%	F	0
D-	50%	D-	0
D	55%	D	0
D+	60%	D+	0
C-	65%	C-	0
C	70%	C	0
C+	75%	C+	0
B-	80%	B-	1
B	85%	B	0
B+	90%	B+	0
A-	95%	A-	3
A	100%	A	15
A+	110%	A+	0



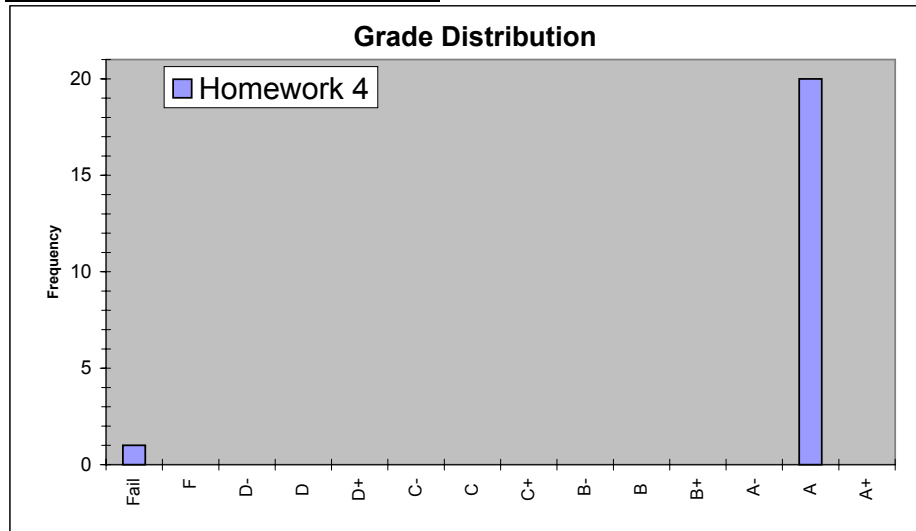
Fall 2003 HW 3	1	2	Total	
	10	15	25.0	100%
416J0A	10	15	25.0	100%
FLIGHT	10	14	24.0	96%
339783	10	15	25.0	100%
smpaar	10	14.5	24.5	98%
Forty4	10	13	23.0	92%
gobufs	10	13	23.0	92%
7144	10	14	24.0	96%
171649	10	13	23.0	92%
TLAG12	10	15	25.0	100%
007HBJ	10	15	25.0	100%
TWOPAE	10	14	24.0	96%
002877	10	15	25.0	100%
A87111	10	15	25.0	100%
843623	10	15	25.0	100%
RRIM8E	8	15	23.0	92%
759JHA	10	14	24.0	96%
TiMT2g	10	14	24.0	96%
310010	10	15	25.0	100%
092052	9	14	23.0	92%
flying	10	15	25.0	100%
xxxxx			0.0	0%
Average	9.85	14.38	23.1	92%
Min	8.00	13.00	0.0	0%
Max	10.00	15.00	25.0	100%
available	10.00	15.00	25.0	100%

Grade	Score	Bin	Frequency
Fail	0%	Fail	1
F	45%	F	0
D-	50%	D-	0
D	55%	D	0
D+	60%	D+	0
C-	65%	C-	0
C	70%	C	0
C+	75%	C+	0
B-	80%	B-	0
B	85%	B	0
B+	90%	B+	0
A-	95%	A-	5
A	100%	A	15
A+	110%	A+	0



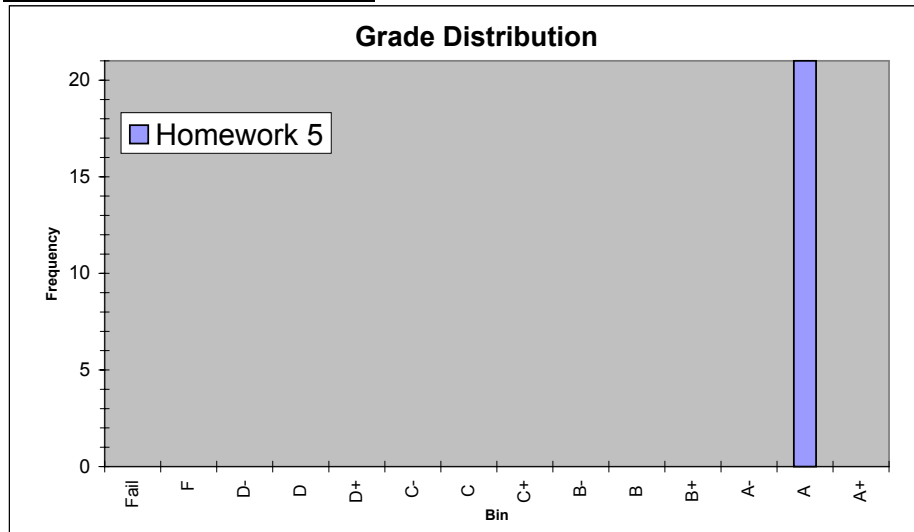
Fall 2003 HW 4	1	3	Total	
	10	12	22.0	100%
416J0A	10	12	22.0	100%
FLIGHT	10	12	22.0	100%
339783	10	12	22.0	100%
smpaar	10	12	22.0	100%
Forty4	10	11	21.0	95%
gobufs	10	11	21.0	95%
7144	10	12	22.0	100%
171649	10	12	22.0	100%
TLAG12	10	12	22.0	100%
007HBJ	10	12	22.0	100%
TWOPAE	10	12	22.0	100%
002877	10	12	22.0	100%
A87111	10	12	22.0	100%
843623	10	12	22.0	100%
RRIM8E	10	12	22.0	100%
759JHA	10	12	22.0	100%
TiMT2g	10	12	22.0	100%
310010	10	12	22.0	100%
092052	10	11	21.0	95%
flying	10	12	22.0	100%
xxxxx			0.0	0%
Average	10.00	11.85	20.8	95%
Min	10.00	11.00	0.0	0%
Max	10.00	12.00	22.0	100%
available	10.00	12.00	22.0	100%

Grade	Score	Bin	Frequency
Fail	0%	Fail	1
F	45%	F	0
D-	50%	D-	0
D	55%	D	0
D+	60%	D+	0
C-	65%	C-	0
C	70%	C	0
C+	75%	C+	0
B-	80%	B-	0
B	85%	B	0
B+	90%	B+	0
A-	95%	A-	0
A	100%	A	20
A+	110%	A+	0



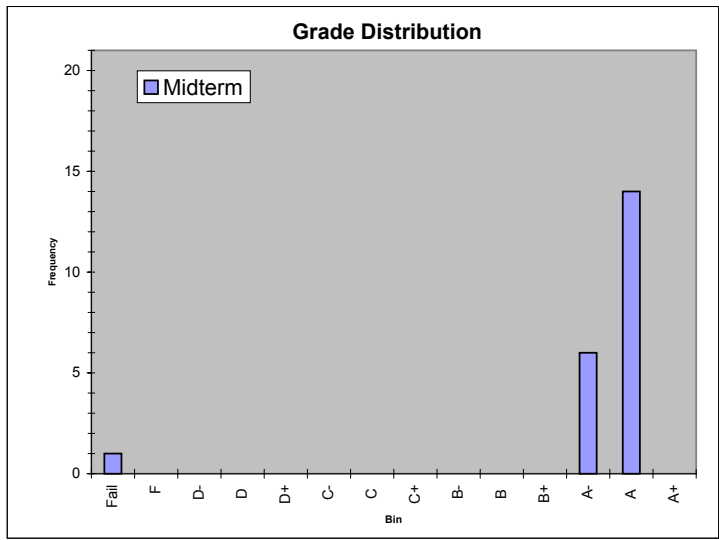
Fall 2003 HW 5	1	Total	
	10.0	10.0	100%
416J0A	10	10.0	100%
FLIGHT	10	10.0	100%
339783	10	10.0	100%
smpaar	10	10.0	100%
Forty4	10	10.0	100%
gobufs	10	10.0	100%
7144	10	10.0	100%
171649	10	10.0	100%
TLAG12	10	10.0	100%
007HBJ	10	10.0	100%
TWOPAE	10	10.0	100%
002877	10	10.0	100%
A87111	10	10.0	100%
843623	10	10.0	100%
RRIM8E	10	10.0	100%
759JHA	10	10.0	100%
TiMT2g	10	10.0	100%
310010	10	10.0	100%
092052	10	10.0	100%
flying	10	10.0	100%
xxxxx	10	10.0	100%
Average	10.00	10.0	100%
Min	10.00	10.0	100%
Max	10.00	10.0	100%
available	10.00	10.0	100%

Grade	Score	Bin	Frequency
Fail	0%	Fail	0
F	45%	F	0
D-	50%	D-	0
D	55%	D	0
D+	60%	D+	0
C-	65%	C-	0
C	70%	C	0
C+	75%	C+	0
B-	80%	B-	0
B	85%	B	0
B+	90%	B+	0
A-	95%	A-	0
A	100%	A	21
A+	110%	A+	0



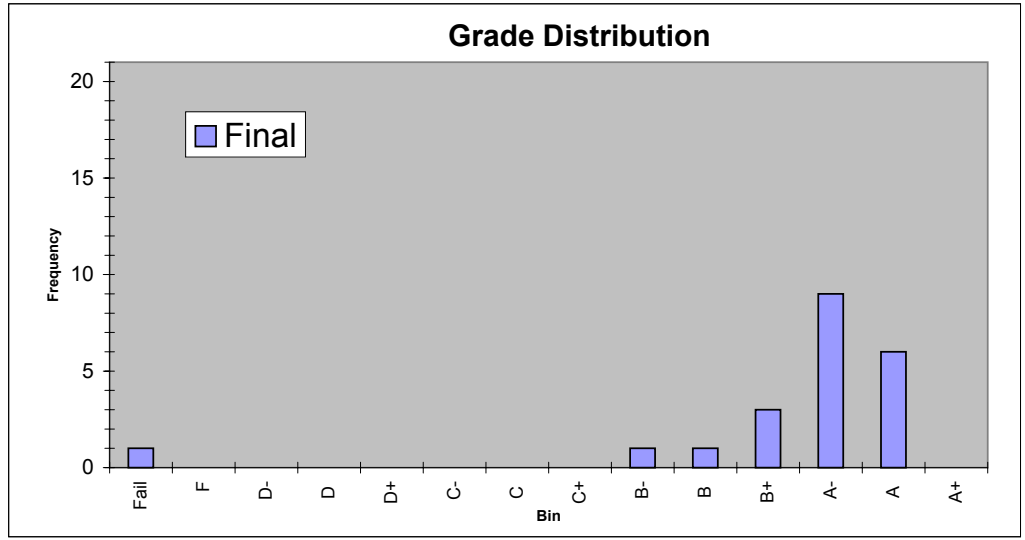
Fall 2003 Midterm	1			3														Total	
	a	b	c	1	2	3	4	5	6	7	8	9	10	11	12	17			
	8	1	1	3	2	3	2	2	2	2	2	3	3	3	2	5	44.0	100%	
416J0A	8	0	1	3	2	3	2	2	2	2	2	3	3	3	1.5	5	42.5	97%	
FLIGHT	8	1	1	3	2	3	2	2	2	2	2	3	3	3	1	5	43.0	98%	
339783	8	0	1	3	2	3	2	2	2	2	2	2	2.5	3	2	5	41.5	94%	
smpaar	8	0	1	3	2	3	2	2	2	2	2	3	3	3	1	5	42.0	95%	
Forty4	8	0	1	3	2	3	2	1.5	2	1	2	3	3	3	2	4.5	41.0	93%	
gobufs	8	0	1	3	2	3	2	1.5	2	2	2	3	3	2	2	4.5	41.0	93%	
7144	8	0	1	3	1	3	2	1.5	2	2	2	3	3	3	2	4.5	41.0	93%	
171649	8	1	1	3	2	3	2	2	2	2	2	2	3	3	2	5	43.0	98%	
TLAG12	8	0	1	3	2	3	2	2	2	2	2	3	3	3	1	4.5	41.5	94%	
007HBJ	8	1	1	3	2	3	2	2	2	2	2	3	3	3	2	5	44.0	100%	
TWOPAE	8	1	1	2	2	3	2	2	2	2	2	3	3	3	1.5	5	42.5	97%	
002877	8	1	1	3	2	3	2	2	2	2	2	3	3	3	1	5	43.0	98%	
A87111	8	1	1	3	2	3	2	2	2	2	2	3	3	3	2	5	44.0	100%	
843623	8	0	1	3	2	3	2	2	2	1	2	3	3	3	2	5	42.0	95%	
RRIM8E	8	1	1	3	1	3	2	2	2	2	2	3	3	3	1.5	5	42.5	97%	
759JHA	8	0	1	3	2	3	2	2	2	2	1.5	3	3	3	2	5	42.5	97%	
TiMT2g	8	1	1	3	1	3	2	2	2	2	2	3	3	3	1	5	42.0	95%	
310010	8	1	1	3	1	3	2	2	2	2	1	3	3	3	2	5	42.0	95%	
092052	8	1	1	3	2	3	1.5	2	2	2	2	2	2.5	3	1	5	41.0	93%	
flying	8	1	1	3	2	3	2	2	2	2	2	3	3	3	2	5	44.0	100%	
xxxxx																	0.0	0%	
Average	8.00	0.55	1.00	2.95	1.80	3.00	1.98	1.93	2.00	1.90	1.93	2.85	2.95	2.95	1.63	4.90	40.3	92%	
Min	8.00	0.00	1.00	2.00	1.00	3.00	1.50	1.50	2.00	1.00	1.00	2.00	2.50	2.00	1.00	4.50	0.0	0%	
Max	8.00	1.00	1.00	3.00	2.00	3.00	2.00	2.00	2.00	2.00	2.00	3.00	3.00	3.00	2.00	5.00	44.0	100%	
available	8.00	1.00	1.00	3.00	2.00	3.00	2.00	2.00	2.00	2.00	2.00	3.00	3.00	3.00	2.00	5.00	44.0	100%	

Grade	Score	Bin	Frequency
Fail	0%	Fail	1
F	45%	F	0
D-	50%	D-	0
D	55%	D	0
D+	60%	D+	0
C-	65%	C-	0
C	70%	C	0
C+	75%	C+	0
B-	80%	B-	0
B	85%	B	0
B+	90%	B+	0
A-	95%	A-	6
A	100%	A	14
A+	110%	A+	0



Fall 2003 Final	1			2			3			4					5					6			7			8			Total										
	1.5	2.0	1.0	2.0	1.0	2.0	1.0	1.0	2.0	1.0	1.0	1.0	1.5	2.0	1.0	1.5	2.0	0.5	1.5	1.5	1.5	1.5	1.5	1.5	2.0	1.0	0.5	1.0	1.0	1.0	1.0	1.0	1.0	1.0	1.0	0.5	0.5	31.0	100%
416J0A	1.5	2.0	1.0	2.0	1.0	2.0	1.0	1.0	1.0	1.5	2.0	0.5	1.5	1.5	1.5	1.5	1.5	2.0	1.0	0.5	1.0	1.0	1.0	1.0	1.0	1.0	1.0	1.0	1.0	0.0	0.0	30.0	97%						
FLIGHT	1.5	2.0	0.5	2.0	1.0	2.0	1.0	1.0	1.0	1.5	1.5	0.5	1.0	1.5	1.5	1.5	1.5	1.0	0.5	1.0	1.0	1.0	1.0	1.0	1.0	0.5	0.5	0.5	0.5	29.0	94%								
339783	1.5	2.0	1.0	2.0	1.0	2.0	1.0	1.0	1.0	1.5	2.0	0.5	1.5	1.5	1.5	1.5	2.0	1.0	0.5	1.0	1.0	1.0	1.0	0.5	1.0	0.5	0.0	0.0	30.0	97%									
smpaar	1.5	2.0	1.0	2.0	1.0	1.0	1.0	0.5	1.5	1.0	0.5	1.5	1.5	1.5	1.5	2.0	1.0	0.5	1.0	1.0	1.0	1.0	0.0	1.0	0.0	0.0	0.0	0.0	26.5	85%									
Forty4	1.5	2.0	1.0	2.0	0.5	2.0	0.5	1.0	1.5	2.0	0.5	1.5	1.5	1.5	1.5	1.5	1.0	0.5	1.0	1.0	0.0	1.0	0.5	0.5	0.5	28.0	90%												
gobufs	1.5	2.0	1.0	2.0	1.0	2.0	1.0	1.0	1.5	2.0	0.5	1.5	1.5	1.5	1.5	1.5	1.0	0.5	1.0	1.0	0.0	1.0	0.5	0.5	0.5	29.0	94%												
7144	1.5	2.0	1.0	2.0	1.0	1.0	1.0	1.0	1.5	2.0	0.5	1.5	1.5	1.5	1.5	1.5	1.0	0.5	1.0	1.0	0.0	1.0	1.0	0.5	0.5	28.5	92%												
171649	1.5	2.0	1.0	2.0	1.0	2.0	1.0	0.0	1.5	2.0	0.0	1.0	1.5	1.5	1.5	1.5	1.0	0.5	1.0	1.0	0.0	0.0	1.0	0.5	0.5	26.5	85%												
TLAG12	1.5	1.5	1.0	2.0	1.0	2.0	1.0	1.0	1.5	2.0	0.5	1.5	1.5	1.5	1.5	1.5	1.0	0.5	1.0	1.0	1.0	1.0	0.5	1.0	0.0	0.0	28.5	92%											
007HBJ																														28.5	92%								
TWOPAE	1.0	2.0	1.0	2.0	1.0	2.0	1.0	1.0	1.5	2.0	0.5	1.5	1.5	1.5	1.5	0.0	0.5	0.5	1.0	0.5	1.0	1.0	1.0	1.0	0.5	0.5	27.5	89%											
002877	1.5	2.0	1.0	2.0	1.0	2.0	1.0	1.0	1.0	2.0	0.5	1.5	1.5	1.5	1.5	1.0	1.0	0.5	1.0	1.0	1.0	1.0	1.0	1.0	0.0	0.5	29.0	94%											
A87111	1.5	2.0	1.0	2.0	1.0	2.0	1.0	1.0	1.5	2.0	0.5	1.5	1.5	1.5	1.5	2.0	1.0	0.5	1.0	1.0	1.0	1.0	1.0	1.0	0.5	0.5	31.0	100%											
843623	1.5	2.0	1.0	2.0	1.0	2.0	1.0	1.0	1.5	2.0	0.5	1.5	1.5	1.5	1.5	2.0	1.0	0.5	1.0	1.0	1.0	1.0	1.0	1.0	0.5	0.5	31.0	100%											
RRIM8E	1.5	2.0	1.0	2.0	1.0	2.0	1.0	1.0	1.5	2.0	0.5	1.5	1.5	1.5	1.5	1.0	1.0	0.5	1.0	1.0	1.0	1.0	1.0	1.0	0.5	0.5	30.0	97%											
759JHA	1.5	2.0	0.5	2.0	1.0	1.0	1.0	0.0	1.5	1.5	0.5	1.0	1.5	1.5	1.5	0.5	1.0	0.5	1.0	1.0	0.0	0.5	0.5	0.5	0.5	24.0	77%												
TiMT2g	1.5	2.0	0.5	2.0	1.0	2.0	1.0	1.0	1.5	2.0	0.5	1.5	1.5	1.5	1.5	1.5	1.0	0.5	1.0	1.0	1.0	1.0	1.0	1.0	0.5	0.5	30.0	97%											
310010	1.5	2.0	1.0	2.0	1.0	2.0	1.0	0.0	1.5	1.0	0.5	1.5	1.5	1.5	1.5	0.0	1.0	0.5	1.0	1.0	0.0	1.0	1.0	0.0	0.0	25.0	81%												
092052	1.5	2.0	0.5	2.0	1.0	2.0	1.0	1.0	1.5	1.5	0.5	1.0	1.5	1.5	1.5	1.5	1.0	0.5	1.0	1.0	1.0	1.0	1.0	1.0	0.5	0.5	29.0	94%											
flying	1.5	2.0	1.0	2.0	1.0	2.0	1.0	1.0	1.5	2.0	0.5	1.0	1.5	1.5	1.5	2.0	1.0	0.5	1.0	1.0	0.0	0.5	0.5	0.5	0.5	28.5	92%												
xxxxx																												0.0	0%										
Average	1.47	1.97	0.89	2.00	0.97	1.84	0.97	0.82	1.47	1.82	0.47	1.37	1.50	1.50	1.50	1.39	0.97	0.50	1.00	0.97	0.63	0.79	0.89	0.37	0.37	27.1	87%												
Min	1.00	1.50	0.50	2.00	0.50	1.00	0.50	0.00	1.00	1.00	0.00	1.00	1.50	1.50	0.00	0.50	0.50	1.00	0.50	0.00	0.00	0.50	0.00	0.00	0.00	0.0	0%												
Max	1.50	2.00	1.00	2.00	1.00	2.00	1.00	1.00	1.50	2.00	0.50	1.50	1.50	1.50	2.00	1.00	0.50	1.00	1.00	1.00	1.00	1.00	1.00	0.50	0.50	29.0	94%												
available	1.50	2.00	1.00	2.00	1.00	2.00	1.00	1.00	1.50	2.00	0.50	1.50	1.50	1.50	2.00	1.00	0.50	1.00	1.00	1.00	1.00	1.00	1.00	0.50	0.50	31.0	100%												

Grade	Score	Bin	Frequency
Fail	0%	Fail	1
F	45%	F	0
D-	50%	D-	0
D	55%	D	0
D+	60%	D+	0
C-	65%	C-	0
C	70%	C	0
C+	75%	C+	0
B-	80%	B-	1
B	85%	B	1
B+	90%	B+	3
A-	95%	A-	9
A	100%	A	6
A+	110%	A+	0



Fall 2003 Project	1 Oral	2 Quality	3 Problem	4 Content	5 Analysis	6 Ref	Total	
	4	4	4	4	4	4	24.0	100%
416J0A	4	3.5	3.5	3.5	3.5	4	22.0	92%
FLIGHT	4	4	4	4	3.5	3.5	23.0	96%
339783	3.5	3.5	3.5	3.5	3.5	3.5	21.0	88%
smpaar	3.5	3.5	4	4	4	4	23.0	96%
Forty4	3.5	3.5	4	3	3.5	4	21.5	90%
gobufs	3.5	4	4	3.5	3.5	3.5	22.0	92%
7144	3.5	4	4	4	4	3.5	23.0	96%
171649	4	4	4	4	4	4	24.0	100%
TLAG12	4	4	4	4	4	4	24.0	100%
007HBJ	3.5	3.5	3.5	3.5	3.5	3.5	21.0	88%
TWOPAE	4	3.5	4	4	4	4	23.5	98%
002877	3.5	3.5	4	4	4	4	23.0	96%
A87111	4	4	4	4	4	4	24.0	100%
843623	4	4	4	4	4	4	24.0	100%
RRIM8E	3.5	4	3.5	4	4	4	23.0	96%
759JHA	3.5	3.5	4	4	4	4	23.0	96%
TiMT2g	3.5	3.5	4	4	4	4	23.0	96%
310010	4	3.5	4	4	4	4	23.5	98%
092052	4	4	4	4	4	4	24.0	100%
flying	3.5	4	4	4	4	4	23.5	98%
xxxxx							0.0	0%
Average	3.73	3.75	3.90	3.85	3.85	3.88	21.9	91%
Min	3.50	3.50	3.50	3.00	3.50	3.50	0.0	0%
Max	4.00	4.00	4.00	4.00	4.00	4.00	24.0	100%
available	4.00	4.00	4.00	4.00	4.00	4.00	24.0	100%

Grade	Score	Bin	Frequency
Fail	0%	Fail	1
F	45%	F	0
D-	50%	D-	0
D	55%	D	0
D+	60%	D+	0
C-	65%	C-	0
C	70%	C	0
C+	75%	C+	0
B-	80%	B-	0
B	85%	B	0
B+	90%	B+	3
A-	95%	A-	2
A	100%	A	15
A+	110%	A+	0

